

Biography Book Report

Requirements:

Cereal Box

-Obtain a standard sized cereal box and cover the surfaces with some material (paper, fabric, paint, etc.) so that design of the cereal box does not show.

Recreate your box with the following features:

1. Front of Box

-On the large front panel, include an original illustration that shows the person doing what they made or makes them famous. Make your cereal box look appealing and fun so that it looks as if you were actually trying to "sell" your product. Look at actual cereal boxes for ideas.

-Also include an original name for your cereal that reflects something about the subject. It should sound like a cereal name and NOT be the title of your book.

2. Top of Box - Title of your Biography, Author, Publisher, Date, Number of Pages (Illustrator, if there is one)

3. Bottom of Box - Your name, and the date

4. Narrow Side 1 -

- Make a list of "ingredients" that includes the story elements. (setting (including time & place), main characters, problems and solutions, key contributions this person made to warrant having his/her biography written)
- Create a "Nutritional Facts" chart that rates the book by giving the percentage of the RDA (Recommended Daily Allowance) in several categories (humor, drama, suspense, action, education, vocabulary, etc.) Make sure you include these and at least three categories of your own. (maybe character traits your subject exhibited that led to his/her fame or success)

5. Back of Box

-On the large back panel, design a game that is based on the life of the person you read about. It can be a puzzle, a word game, or any other fun activity that might be found on the back of a cereal box. Make sure it includes information from the book.

6. Narrow Side 2

-Include a timeline on this side.

-In timeline include **AT LEAST** 10 major events in the life of the person.

- You must have a **date/exact year and month** of when the events occurred. All events must be in order by years, of course.

Note: You may need to refer to a secondary source for some of the events. (Books, encyclopedia, or internet)

7. Prize

Cereal boxes often include a prize. Your cereal must include a prize for the protagonist. It must be something he/she could have used in the book.

8. Oral Presentation - Commercial


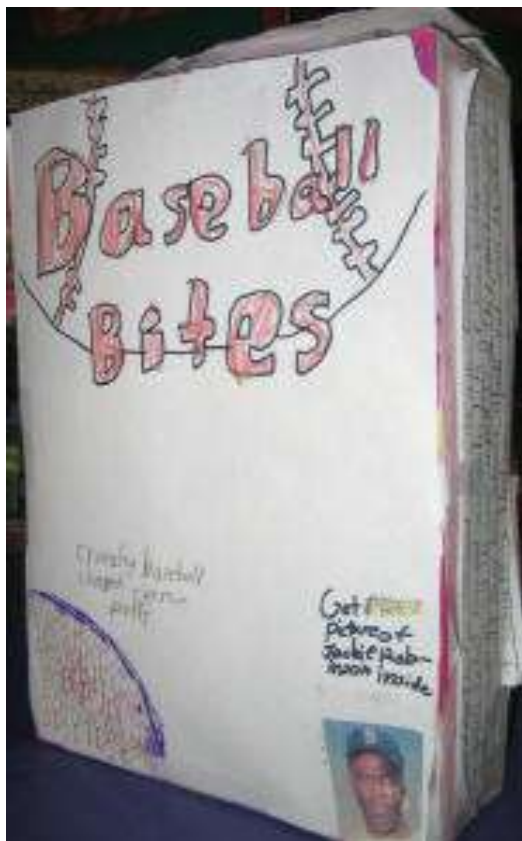
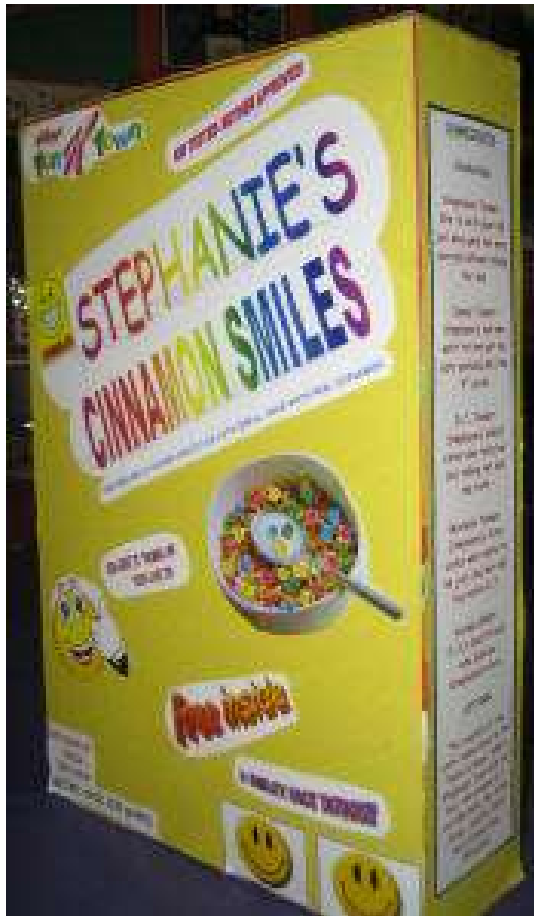
The oral presentations will be made on November 4th, naturally depending on available time. If you are present, you are expected to make your presentation.

Do not just encourage the audience by using opinion words (exciting, great, interesting, best, good, etc.), but also by featuring elements from the book - scenes, facts, etc.

- **Be persuasive & dynamic.** Try to convince the audience to buy the cereal whether you liked the book or not.
- You may consider discussing the "nutritional value" and "ingredients" of the cereal as part of your sales pitch.

Criteria for Grading

- Is the grammar, punctuation, and spelling correct? - 20 points.
- Do the items on the box show original and creative thinking? - 20 points.
- Does the cereal box attract/sell your product effectively? - 20 points.
- Pride in work, quality of workmanship, neatness, and detail in artwork - 20 points.
- Book talk - 20 points.



Cereal Box Biography Rubric

Name: _____ Date: _____ # _____

Requirement Description	Not my best effort. I am missing some parts and really didn't try to do my Personal Best.	I did OK, but could have put more effort, time, and thought into this.	This was my Personal Best work! I am very proud of what I have produced.
Grammar, punctuation, and spelling is all correct	15	18	20
The items on the box show original and creative thinking	15	18	20
The cereal box does an effective job of selling this product .	15	18	20
Pride in work, quality of workmanship, neatness, and detail in artwork	15	18	20
Book talk	15	18	20
I had a bright idea of my own and completed an additional assignment of my own choosing to extend my learning.			20

Total Points: _____

Comments: