

# Number the Stars

By Lois Lowry

WEBQUEST

BY SUNNY THORNTON

EDITED BY MRS. BREWTON



CLICK TO  
ENTER



# OVERVIEW

Congratulations! You have been selected as a very smart fifth grader to work on a mission so important that when you complete it, you will be an **EXPERT** on Lois Lowry's novel, *Number the Stars*.

In this mission, you will be asked to follow a series of web links and complete a series of projects. You are going to explore vocabulary used in the novel, the various places in Europe where the book takes place, information on the Holocaust and World War II, and even the Star of David and what it means to Judaism.

Are you prepared to begin?



Yes! Sign me up!



No, thanks.



# DIRECTIONS

- Follow all directions and all steps on each page.
- When you have completed a section, go back home and move on to the next section.
- Some sections will ask you to write in your Number the Starts (NTS) Notebook. The directions will be written in **green**. This notebook will be your assessment and will be due upon completion of the WebQuest.

Remember: All underlined words can be clicked on and will take you to another step or page. If a picture asks you to click, then it will also take you to another step or page.




# HOW TO SET UP YOUR NTS NOTEBOOK

You may use construction paper or plain copy paper to make the cover of your Number the Stars Notebook. You will need at least 11 sheets of paper inside your book (You can add more pages if you need more space, but keep them in this order). The list below tells you what belongs on each page.



- | Page #     | Page Title   |
|------------|--|
| <u>1.</u>  | <u>Information Page</u>  |
| <u>2.</u>  | <u>Key Vocabulary</u> (You will need 4 pages. You may want to use plain copy paper.) |
| <u>6.</u>  | <u>Chapter Timeline</u> (You will need two pages to create your timeline)            |
| <u>8.</u>  | <u>Explore the Setting</u>   |
| <u>9.</u>  | <u>Character Study of Annemarie</u> & <u>Compare the Families</u>                    |
| <u>10.</u> | <u>Adolf Hitler</u>  |
| <u>11.</u> | <u>The Star of David</u> & <u>The Holocaust</u>                                      |

Click each link to find out what you need to add to your notebook. Remember to click on  to return to this page.

You thought  
you would be  
funny,  
didn't you?



I'm ready and  
excited!!

# INFORMATION PAGE

In your NTS Notebook, make your first page an information page that includes the following information about *Number the Stars*:

**Title:**

**Author:**

**Publisher:**

**Published Date:**

**Number of Chapters:**

**Awards:**



You can visit <http://www.loislowry.com/> to learn more about the author of *Number the Stars* and to find out about all the awards she's won.



# KEY VOCABULARY

-Click on each link to view the vocabulary from each chapter group.

[Chapters 1-5](#)

[Chapters 6-10](#)

[Chapters 11-14](#)

[Chapters 15-17](#)



# CHAPTERS 1-5 VOCABULARY



Sprawled	Crocheting	Carousel	Abruptly
Scornfully	Trousseau	Exasperated	Lanky
Residential	Hoodlum	Dubiously	Awed
Prodded	Imperious	Sophisticated	unwavering

Visit [http://quizlet.com/\\_b3fp7](http://quizlet.com/_b3fp7) to play some games with our vocabulary words. Then choose 4 words to complete the following assignment:

1. Divide your paper into 4 squares.
2. Write a complex sentence with each word. Use this model “Because \_\_\_\_\_, \_\_\_\_\_”. Here’s an example:  
Because my sister is having a baby girl, I decided to crochet a little pink hat.
3. Draw or print a colorful picture to match each sentence.





# CHAPTERS 6-10 VOCABULARY



Tentatively

Gnarled


Mourning

Condescending

Timidly

Visit [http://quizlet.com/\\_b443i](http://quizlet.com/_b443i) to play some games with our vocabulary words. Then choose 4 words to complete the following assignment:

1. Divide your paper into 4 squares.
2. Write a descriptive sentence with each word. **Highlight** all the adjectives and adverbs in your sentence.
3. Draw or print a colorful picture to match each sentence.



To Key  
Vocabulary



# CHAPTERS 1 1-14 VOCABULARY

Rummaging

Protruding

Prolong

Brusque

Tantalize

Visit [http://quizlet.com/\\_b441g](http://quizlet.com/_b441g) to play some games with our vocabulary words. Then choose 4 words to complete the following assignment:

1. Divide your paper into 4 squares.
2. Write a sentence with each word. Circle the predicate in each sentence.
3. Draw or print a colorful picture to match each sentence.





# CHAPTERS 15-17 VOCABULARY

Insolently

Consumed

Warily

Devastating

Quavering

Visit [http://quizlet.com/\\_b441g](http://quizlet.com/_b441g) to play some games with our vocabulary words. Then choose 4 words to complete the following assignment:

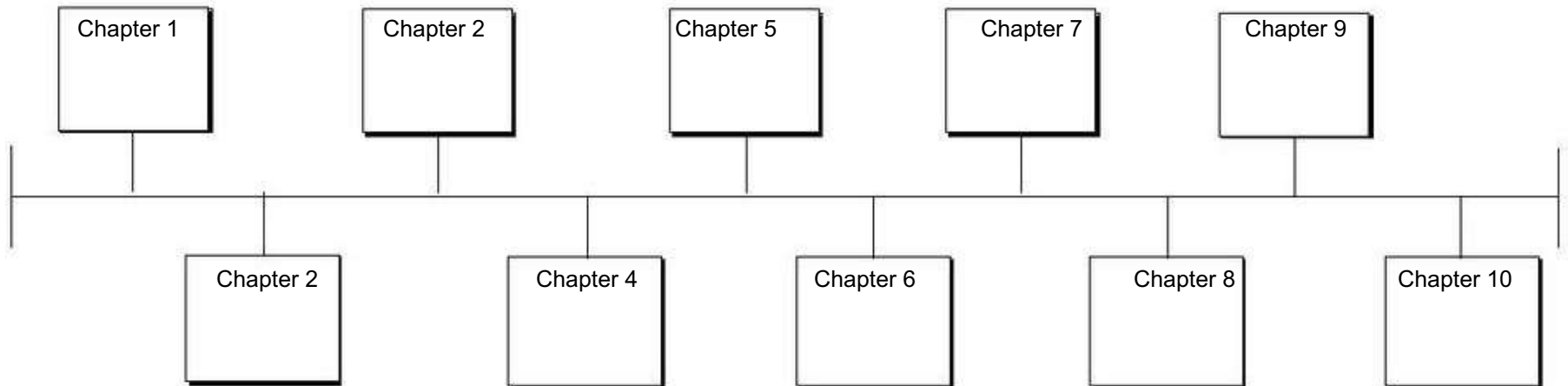
1. Divide your paper into 4 squares.
2. Write the root word of one word in each square. For example, the root word of rummaging is rummage.
3. Use a thesaurus or visit <http://thesaurus.com/> to find a synonym for each word.
4. Draw or print a colorful picture to match each word.



To Key  
Vocabulary

# NUMBER THE STARS TIMELINE

It can be hard to remember all the events that happen within a novel. A chapter timeline can help you keep track of these events.



Copy this timeline into your NTS Notebook. Your timeline needs to go all the way through chapter 17. Write the most important event from each chapter.

# EXPLORE THE SETTING

Click on each link to learn about the countries in which *Number the Stars* took place:

[Denmark](#)



[Sweden](#)



[Germany](#)



In your NTS Notebook, make a page entitled **Setting** and include:

- Name of country
- Picture of the flag
- How they treated Jews during WWII
- At least two things you found interesting





# CHARACTER STUDY: ANNEMARIE

Click on the character image to review character traits. Then, think about traits to describe Annemarie. Write a haiku about Annemarie that follows this format:

- 1<sup>st</sup> line, 5 syllables
- 2<sup>nd</sup> line, 7 syllables
- 3<sup>rd</sup> line, 5 syllables



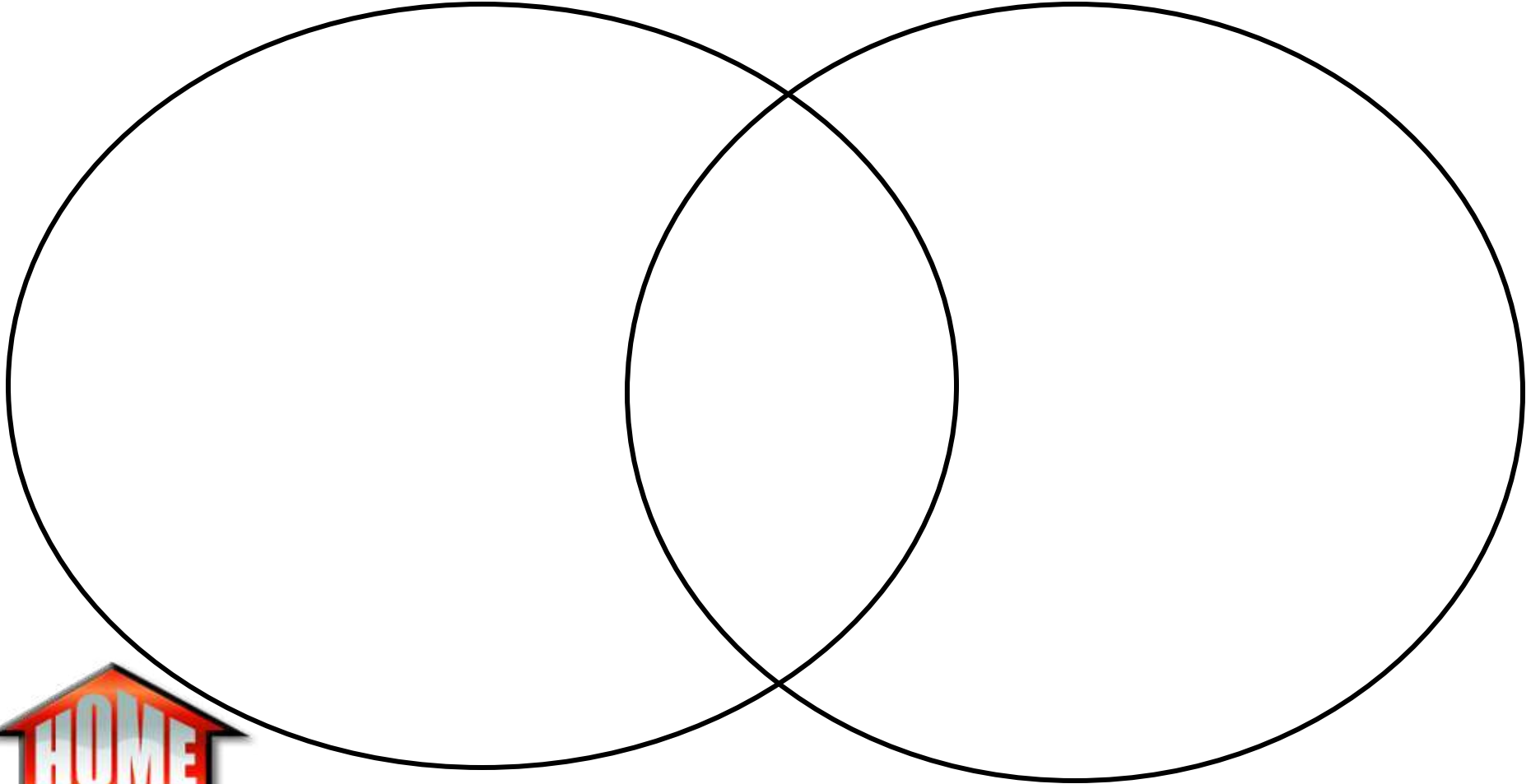
Click the picture



# COMPARE THE ROSENS TO THE JOHANSENS

Rosens

Johansens



Copy this Venn Diagram into your NTS Notebook and complete it.

# THE ANTAGONIST: ADOLF HITLER

Click on the BrainPop video to learn more about Adolf Hitler, the person that caused Ellen's family and many other Jews to hide.



In your NTS Notebook, write the questions and answers to the following questions:

1. What did Hitler do while in jail after World War I?
2. During what years was Hitler the dictator of Germany?
3. What was the nick name of the political party that Hitler led?
4. Who did Hitler blame for all of Germany's problems?
5. What happened to Hitler after World War II?





# HISTORIC SYMBOLS



The symbol of the Nazi party was the swastika. This was on the sign that hanging on the Hirsch's Button Shop door. It signified that the store was closed, and now belonged to the Germans.



The Star of David had to be worn by all Jews. Find out what it means and more about it by clicking the star above.



**In your NTS Notebook, draw a picture of the Star of David and write about it. What is it?**

# THE HOLOCAUST

Hitler's plan to remove all Jewish people from Germany and surrounding countries is called the Holocaust. In Number the Stars, we learn that Ellen and her family must hide to avoid Hitler's "relocation" plan. Click on this Reading Rainbow video segment to hear one survivor of the Holocaust tell the story of her family's struggle.



You may want to [download](#) the video if you are having problems streaming it.

In your NTS Notebook:

- Write your own definition of freedom. What does it mean to you?
- Write down 5 freedoms that you now enjoy.
- Write a paragraph about how you would feel if those freedoms were suddenly taken away from you.



# REFERENCES

Craney (2007). *Mr. Craney's Home Page*. Retrieved October 1, 2007. Web site:

<http://teachers.plainfield.k12.in.us/jcraney/default.htm>

Cornish, J.(2003). *Elementary Themes*. Retrieved October 2, 2007. Web site:

[http://www.stemnet.nf.ca/CITE/number\\_the\\_stars.htm](http://www.stemnet.nf.ca/CITE/number_the_stars.htm)

Pearson Education (2007). *Fact Monster*. Retrieved October 1, 2007. Web site: <http://www.factmonster.com/>

*United States Holocaust Memorial Museum*. Retrieved October 3, 2007. Web site: <http://www.ushmm.org/>

*Yellow Badge*. Retrieved October 2, 2007. Web site: [http://en.wikipedia.org/wiki/Yellow\\_badge](http://en.wikipedia.org/wiki/Yellow_badge)



Additional Children's  
Books about the  
Holocaust

# ADDITIONAL CHILDREN'S BOOKS ABOUT THE HOLOCAUST

- ***No Pretty Pictures*** by Anita Lobel

This book is a memoir of the years the author, brother and nanny spent eluding the Nazis in Poland. It also covers their capture and internment in a concentration camp. The author tries to come to terms with having to pretend to be Christians to survive and how difficult it was to get back to normal when they were reunited with their family at the end of the war.

- ***Clara's War*** by Kathy Kacer

The Jews captured and deported from Denmark were sent to a ghetto in Terezin, Czechoslovakia. This novel is set in this ghetto and tells the story of how children made the most of their situation in order to survive.

- ***Hide and Seek*** by Ida Vos

This novel tells the story of the experiences of an eight year Jewish girl and her sister during the occupation of Holland by the Nazis. After moving to escape capture, the family is separated and the children wonder if they will ever see each other or their parents again.

- ***Four Perfect Pebbles*** by Lila Perl and Marion Lazan

Many Jewish children ended up in ghettos from which they were transported to various concentration camps and some to their last days on earth in death camps. This is the story of a girl who experienced, and because of the liberation by the Allies, survived one of these camps.

- ***Jacob's Rescue*** by Malka Drucker and Michael Halperin

Many Jewish children escaped being arrested by the Nazis by hiding with Christian families. This novel covers one of these children and the family that saved him.

