

NTPA and New High School Prevention, Safety, and Security Update 2024-25 October 8, 6:30 -8:00 pm McGee Theatre

Tonight's Presenters:

Denise Dubravec, Assistant Superintendent, Principal
Winnetka Campus

Rai Pavely, Campus Safety Director, New Trier

Paul Sally, Superintendent, New Trier

Angel Villaluz, Director of Technology, New Trier





Agenda Parent Meeting

- Relationships -Belonging and Connecting to NT
- New Trier's 4 Layer Approach to Safety
- Safety Preparation and Drills
- Standard Response Protocol *I Love U Guys Foundation (students, staff and parents)*
- Communication protocol re: emergencies
 - Local agencies/parents/staff and students
- Technology Systems



Four Layers of Prevention, Safety, and Security

Connection, Support, and Prevention



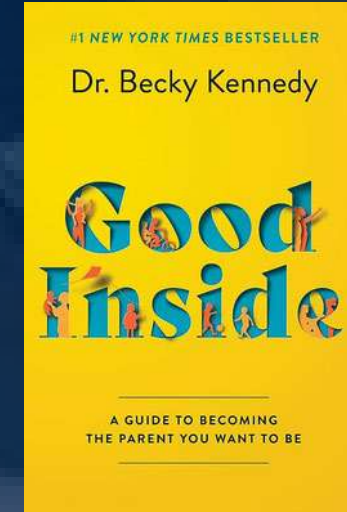

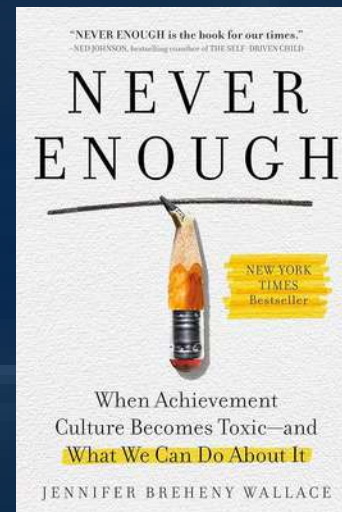


Community Partners

Physical Safety Measures and Daily Procedures

Emergency Procedures and Readiness

The Power of Relationships and Responsibility in Supporting Teen Well-being

- ***Strong relationships are one of the most important preventions***
 - “The single most powerful force for adolescent mental health is strong relationships with caring adults” - Lisa Damour, PhD Sulzberger Distinguished Lecture Series -Sanford Center for Child and Family Policy, Duke University, September 17, 2024
- Adolescents Want Independence and Social Support and Connections
- What Adolescents Need Now
 - Being seen
 - Feeling Values. Bringing value to what you do, purpose (chores, member of a club program, counted on to attend, support, collaborate or lead programs, etc.)




Connections, Support and Prevention



- School Supports
 - Highest priority - building strong relationships
 - Every student and staff member should feel they belong and connect
 - Intentionality of our work: Adviser Program, Graduating Class Teams, Extracurricular Programs, Affinity Groups, Social Work
 - Partnering with families
 - Question Persuade Refer Training
- Community and Other Supports
 - New Trier Parents' Association and Parent University, Family Action Network, Dr. Lisa Damour, Sender and Consortium Schools
 - The Family Institute at Northwestern University, The Josselyn Center, other partnerships (Compass, Haven, etc.), and private practice referrals

Law Enforcement, Security, and Support



- Strong relationship with Winnetka, Northfield, Glencoe, Kenilworth, Wilmette Police and Fire Departments (IGA and other partnership)
- School Resource Officers on both campuses
- Director of Campus Safety
- Increased Security Staffing
- Security Consultant†Jill Ramaker from Northeastern Illinois Public Safety Training Academy (NIPSTA)
- I Love U Guys Foundation Prof. Dev. and Trainings
- Annual Safety Review and Drills
- TrevTips (NT) and Text†A-Tip (National)
- See Something, Say Something

Physical Safety Measures and Daily Procedures



- Student ID scanning at entrance
- Visitor ID Entry Protocol
- Limited entry points - all staffed by our Security personnel
- Door hardware with electronic warning system on unmanned doors
- Video surveillance in hallways and at entrances and exits
- Regular monitoring of TrevTips online reporting
- Threat Assessment Team protocol/follow -up
- School Resource Officer on each campus respective Police Department
- Lockdown Notification Capabilities: (Blue Lockdown Readers, Raptor App, PA)
- Raptor Alert App
- Continual review of new technology

Emergency Procedures and Readiness



- Emergency Operations Plan
- Activities on campus daily, evening, and weekend.
- Ongoing Professional developmentNorthern Illinois Safety Security Leaderships Group, I Love You Guys American Crime Prevention Institute, School Safety Conferences, NIPSTA
- Summer planning and yearly schooeday emergency drills with police and fire departments present
- After Action Reports created to review procedures/actions and improvements with both police and fire
- A “Safety Day” each year to review procedures in each class including safety video with students.
- Multiple opportunities for staff training
- Emergency procedures packet in all classrooms
- Communication capabilities to staff, students and families, area superintendents, via text, email, etc.

IN AN EMERGENCY TAKE ACTION



Hold In your room or area. Clear the halls.

A hold may be localized to one area of the school or the entire campus.

STUDENTS:

Clear the hallways
Remain in room or area until the "All Clear" is announced
Do business as usual

STAFF:

Close and lock the door
Account for students and adults
Do business as usual



Secure Get inside. Lock outside doors.

There is a threat outside the building near the school. For the most part, it's business as usual inside.

STUDENTS:

Return to inside of building
Do business as usual

STAFF:

Bring everyone indoors and lock outside doors
Increase situational awareness
Account for students and adults
Do business as usual



Lockdown Locks, lights, out of sight.

You have 30 seconds to make a decision to **run**, **hide**, or **fight** before doors start automatically locking.

STUDENTS AND STAFF:

RUN (SELF EVACUATE) - If there is an accessible path, evacuate the building. Relocation sites are Greeley School (275 Fairview Ave, Winnetka), North Shore Country Day School (310 Greenbay Rd, Winnetka) and Sears School (542 Abbotsford Rd, Kenilworth).

HIDE - Move out of sight into a safe space and maintain silence. *Staff should look for people in the hallways if safe to do so, then lock/barricade interior doors and turn off lights.*

FIGHT - As a last resort and only when your life is in imminent danger, attempt to disrupt and incapacitate the threat.



Evacuate (A location may be specified)

Be diligently aware of your surroundings as you evacuate.

STUDENTS:

Leave your bags behind if required to
If possible, bring your phone
Follow instructions

STAFF:

Lead students to Evacuation location
Account for students and adults
Notify if missing, extra or injured students or adults



Shelter Hazard and safety strategy.

Shelter in place during a severe weather situation.

STUDENTS:

Follow Instructions
Hazard
Tornado
Hazmat
Earthquake

Safety Strategy

Evacuate to shelter area
Seal the room
Drop, cover and hold

STAFF:

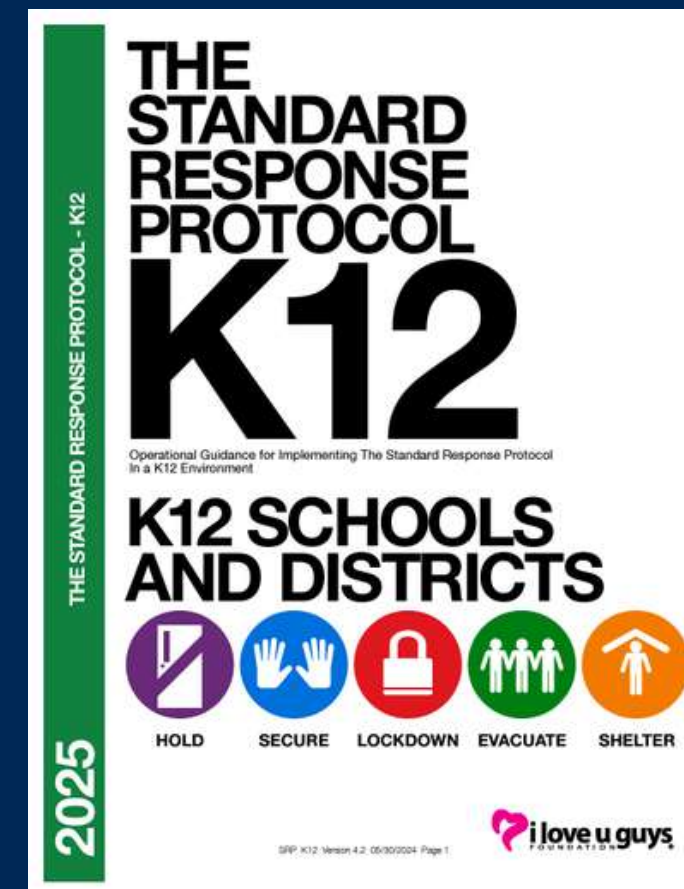
Lead safety strategy
Account for students and adults
Notify if missing, extra or injured students or adults

Standard Response Protocol (SRP)

Standard vocabulary shared w/ local agencies

Each Action is Followed by a Directive

ACTIONS ARE SITUATIONAL





Hold **In your room or area. Clear the halls.**

A hold may be localized to one area of the school or the entire campus.

STUDENTS:

If you're in the hall, go to your assigned classroom (or a nearby classroom depending on the PA announcement) and remain there until the "all clear" is announced.

STAFF:

Close and lock doors, take attendance, and note the time to determine whether to continue instruction or offer time to study and read.





Secure **Get inside. Lock outside doors.**

There is a threat outside the building near the school. For the most part, it's business as usual inside.

STUDENTS:

If outside the building, get inside. Do not leave the building until you are dismissed.

STAFF:

Increase situational awareness and take attendance.





Lockdown

Locks, lights, out of sight.

You have 30 seconds to make a decision to **run**, **hide**, or **fight** before doors start automatically locking.

STUDENTS **AND** STAFF:

RUN (SELF EVACUATE) - If there is an accessible path, evacuate the building. Relocation sites are Greeley School (275 Fairview Ave, Winnetka), North Shore Country Day School (310 Greenbay Rd, Winnetka) and Sears School (542 Abbotsford Rd, Kenilworth).

HIDE - Move out of sight into a safe space and maintain silence. *Staff should look for people in the hallways if safe to do so, then lock/barricade interior doors and turn off lights.*

FIGHT - As a last resort and only when your life is in imminent danger, attempt to disrupt and incapacitate the threat.





Evacuate (A location may be specified)

Be diligently aware of your surroundings as you evacuate.

STUDENTS:

Leave your bags behind if required to
If possible, bring your phone
Follow instructions

STAFF:

Lead students to Evacuation location
Account for students and adults
Notify if missing, extra or injured students or adults





Shelter

Hazard and safety strategy.

Shelter in place during a severe weather situation.

STUDENTS:

Follow Instructions

Hazard

Tornado

Hazmat

Earthquake

Safety Strategy

Evacuate to shelter area

Seal the room

Drop, cover and hold

STAFF:

Lead safety strategy

Account for students and adults

Notify if missing, extra or injured students or adults



Technology and Systems

- Camera System and Access
- Building Technology
 - Access Control Systems
 - Glass Film
 - Automated Alerts
- Scanning Student ID's at door
- Raptor Alert Technology
 - Raptor Visitor Management System
 - Raptor Alert App Technology

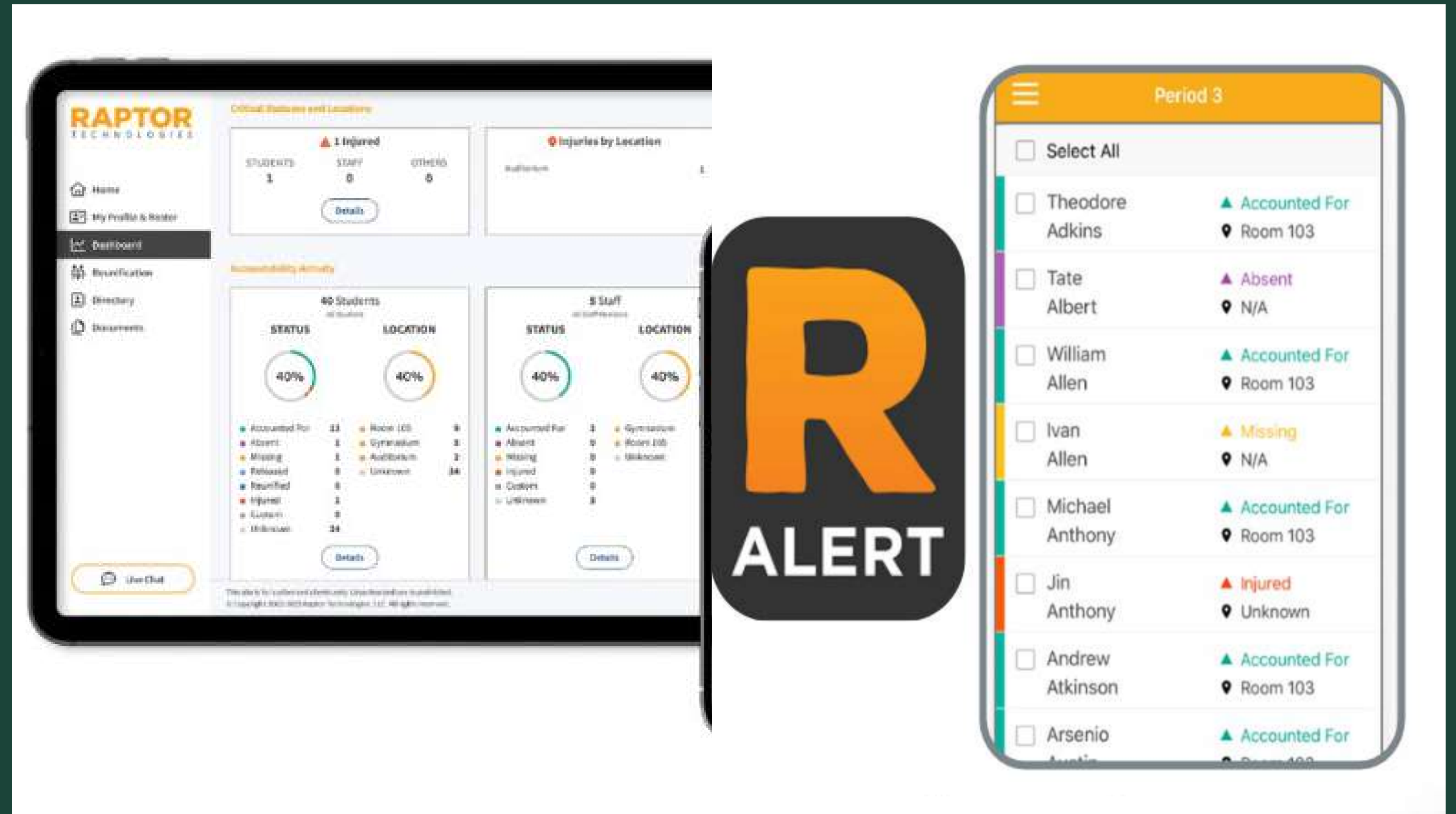
Accountability of Adults and Students

A young child with dark hair, wearing a blue shirt and a red cape, is holding a yellow ball with black spots. The child is looking towards the camera with a slight smile. The background is blurred, showing what appears to be a classroom or play area with yellow chairs.

Recovery starts when the crisis begins.

Reunification is the first step.

Raptor Alert App Technology



Ability to Notify Staff of an Emergency
(Adopted I Love You Guys Language)

Staff Can Account for Themselves,
Students and Visitors



Emergency Protocols

Decision Making

- What information do we have?
- What actions do we take?
- Who needs to be notified?
- What information do we share and at what stages?

Communication Internal and External

- Local responders,
- staff,
- students,
- parents,
- local area schools,
- transportation, etc.

Illinois Safety Drill Act

Type Of Drill Required

Times Per Year

Evacuation Drills

3 per year
(one w/ local agencies)

Shelter Drills

1 per year (Generally Feb/ March)

Lockdown Drills
(announced drill)

1 per year
(with law enforcement)

Support and Resources

OUR DISTRICT | STUDENT SERVICES | ACADEMICS | ATHLETICS | EXTRACURRICULAR | PARENTS/COMMUNITY | STUDENTS | STAFF | QUICK LINKS | JOBS | POWERSCHOOL LOGIN

NEW TRIER
HIGH SCHOOL

Mental Health Resources HOME | STUDENT SERVICES

HOME

- SOCIAL WORK SERVICES
- STUDENT ASSISTANCE PROGRAM
- CRISIS HOTLINES, TREVTIPS, AND MENTAL HEALTH RESOURCES
- COMPREHENSIVE MENTAL HEALTH APPROACH

Crisis Hotlines, TrevTips, and Mental Health Resources

Social Work Services

Student Assistance Program

Comprehensive Mental Health Approach

OUR DISTRICT | STUDENT SERVICES | ACADEMICS | ATHLETICS | EXTRACURRICULAR | PARENTS/COMMUNITY | STUDENTS | STAFF | QUICK LINKS | JOBS | POWERSCHOOL LOGIN

NEW TRIER
HIGH SCHOOL

Mental Health Resources HOME | STUDENT SERVICES | MENTAL HEALTH RESOURCES

HOME

- SOCIAL WORK SERVICES
- STUDENT ASSISTANCE PROGRAM
- CRISIS HOTLINES, TREVTIPS, AND MENTAL HEALTH RESOURCES
- COMPREHENSIVE MENTAL HEALTH APPROACH

Crisis Hotlines, TrevTips, and Mental Health Resources

- Trev Tips: Anonymous Reporting
- Text a Tip
- Sexual Assault and Sexual Harassment Resources
- Crisis Hotlines
- Hospitals
- Mental Health Agencies
- Stress Management Resources
- CRNNS Community Directory
- Release of Information Form
- QPR Procedures
- Coping after a Mass Shooting
- Handling Grief Resources