

**Good
Morning...**



November 5, 2015


1. Morning Video
2. Journaling
3. Bridge to Terabithia
4. Writing
4. PBIS (media is not open)
5. Math Practice
6. Social Studies

Remember your expectations

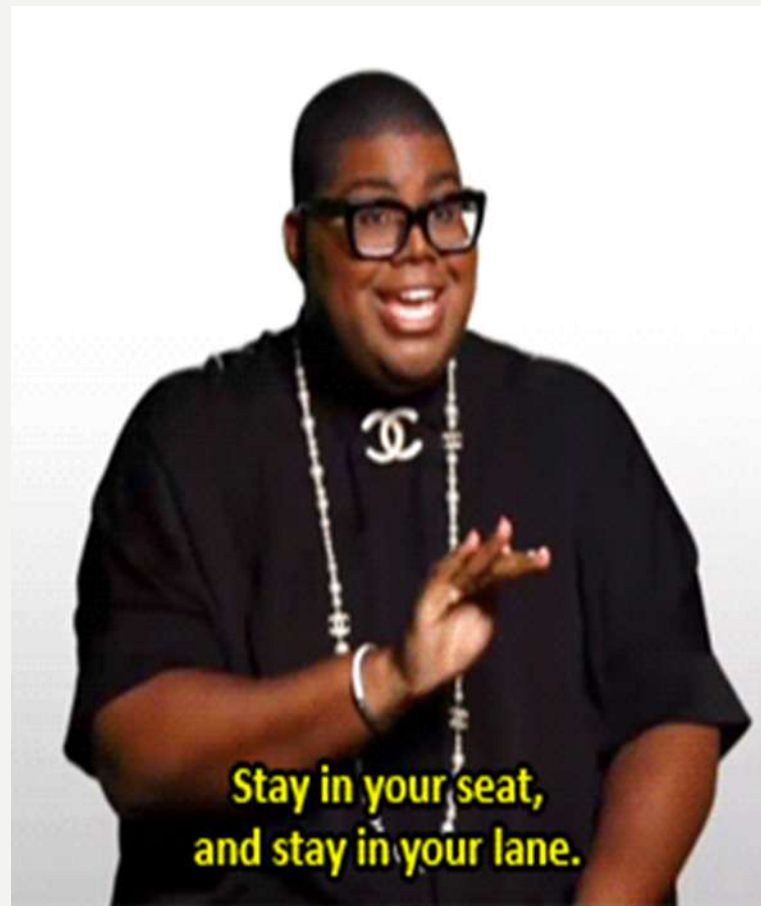
1. Show respect
2. Be polite
3. Stay on task
4. Be accountable for your actions
5. Place finished work in the bins for grading



WHEN YOU ARE DONE WITH ITEMS ON THE SLIDE, READ AN



**IT IS NOT TIME TO WALK OR
ASK PERMISSION TO LEAVE
FOR RESTROOM, WATER, ETC.**



**KEEP VOICES TO A
MINIMUM. YOU HAVE WORK
TO DO. DO IT!!!**





now...

**MAKE
ME
PROUD.**



NEVER GIVE UP!



JOURNALING...ANSWER THE QUESTIONS

1. What did the video make you think about yourself?
2. What POSITIVE message can you take from this video?
3. What are YOU going to BELIEVE about yourself???

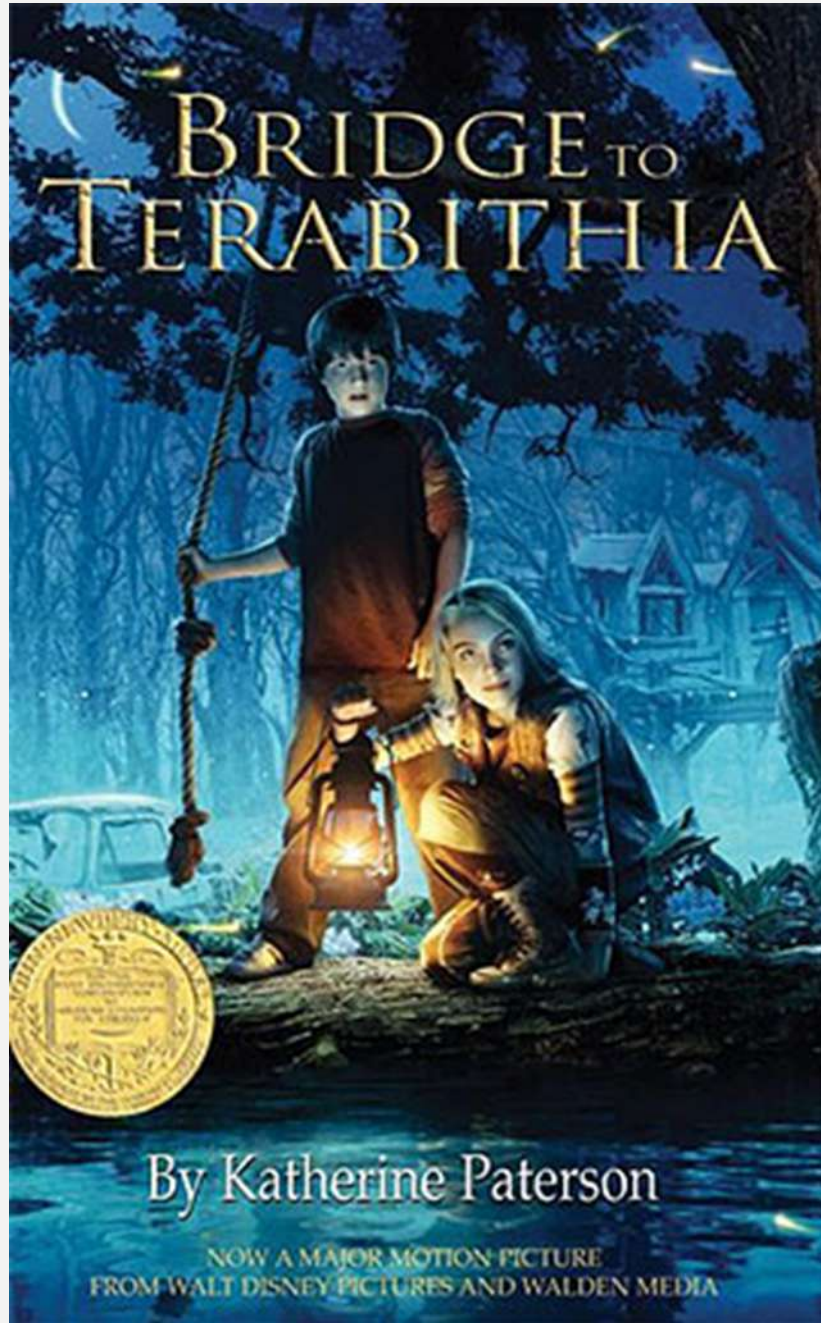


YOU MAY SHARE WITH YOUR
TABLE ONLY *IF* YOU WANT TO.



SHHHHHHHH







**YOU NEED YOUR ELA
NOTEBOOK**

**LABEL IT: THE
BRIDGE TO
TERABITHIA**

COPY THE FOLLOWING QUESTIONS IN YOUR ELA NOTEBOOK

1) Why did Jess
go running every day?







COPY THE FOLLOWING QUESTION

- 2) How did Ellie react when he came back from his run?

COPY THE FOLLOWING QUESTION

- 3) How did Ellie and Brenda get out of doing the chores?







COPY THE FOLLOWING QUESTION

- 4) How did Jess's mother describe him?


COPY THE FOLLOWING QUESTION

- 5) Why did Jess think those moving into the old Perkins place wouldn't last there?





Jess pushed his damp hair out of his face and plunked down on the wooden bench. He dumped two spoonfuls of sugar into his cup and slurped to keep the hot coffee from scalding his mouth.



"Oooo, Momma, he stinks." Brenda pinched her nose with her pinky crooked delicately.
"Make him wash."



PLACE ELA NOTEBOOKS IN THE BIN

GROUP 1-2



PLACE ELA NOTEBOOKS IN THE BIN

GROUP 3-4



PLACE ELA NOTEBOOKS IN THE BIN

GROUP 5-6





PLACE ELA NOTEBOOKS IN THE BIN

GROUP 7-8



**WHOLE CLASS RESTROOM BREAK AND
SNACK. READ OR WHILE YOU WAIT.**





**MATH NOTEBOOKS.
CHOOSE THE QUESTIONS
IN SECTION A, B, OR C**

$$\begin{array}{r} 292 \\ \times 8 \\ \hline \end{array}$$

$$\begin{array}{r} 344 \\ \times 5 \\ \hline \end{array}$$

$$\begin{array}{r} 427 \\ \times 6 \\ \hline \end{array}$$

$$\begin{array}{r} 549 \\ \times 9 \\ \hline \end{array}$$

A

B

1.
$$\begin{array}{r} 5 \\ \times 9 \\ \hline \end{array}$$

2.
$$\begin{array}{r} 20 \\ \times 9 \\ \hline \end{array}$$

3.
$$\begin{array}{r} 8 \\ \times 9 \\ \hline \end{array}$$

4.
$$\begin{array}{r} 16 \\ \times 9 \\ \hline \end{array}$$

$$\begin{array}{r} 616 \\ \times 23 \\ \hline \end{array}$$

$$\begin{array}{r} 0.817 \\ \times 1.5 \\ \hline \end{array}$$

$$\begin{array}{r} 90.0 \\ \times 0.55 \\ \hline \end{array}$$

$$\begin{array}{r} 0.203 \\ \times 12 \\ \hline \end{array}$$

C

PATTERNS

1. FILL IN THE NUMBER FOR THE SEQUENCE BELOW.

0.5, 1.8, 3.1, 4.4, _____

**2. FILL IN THE NUMBER AND WRITE THE
RULE FOR THE SEQUENCE.**

65.9 , 65.3, _ , 64.1, 63.5, 62.9

**3. FILL IN THE NUMBER AND WRITE THE
RULE FOR THE SEQUENCE.**

31.5, 25.2, 18.9, __, 6.3

**4. FILL IN THE NUMBER AND WRITE THE
RULE FOR THE SEQUENCE.**

23.2, 22.1, 21, 19.9, _

5. WHAT IS THE RULE OF THE PATTERN BELOW?

100 , 81 , 62 , 43 , 24, _

A. SUBTRACT 17

B. SUBTRACT 19

C. SUBTRACT 22

D. ADD 20

6. ORDER THE DECIMALS GREATEST TO LEAST.

0.52, 2.36, 2.63, 2.6325, 2 1/5

7. DETERMINE THE VALUE OF THE MISSING NUMBER IN THE TABLE BELOW.

Input	11	21	26	44	48
Output	7	17		40	44

8. WHAT IS THE RULE OF THE PATTERN BELOW?

17 , 25 , 33 , 41 , 49, _____

- | | |
|-------------------------|-----------------|
| A. MULTIPLY BY 7 | C. ADD 8 |
| B. MULTIPLY BY 5 | D. ADD 6 |

9. DETERMINE THE VALUE OF THE MISSING NUMBER IN THE TABLE BELOW.

Input	29	30	54	61	67
Output	10		35	42	48

10.

**WRITE THE
NUMBER WORD FOR 13.24**

- Some students are making tote bags to sell at a fundraiser. The patterns below show the total number of decorative buttons and tassels needed for five tote bags.
- Buttons: 3, 6, 9, 12, 15 Tassels: 4, 8, 12, 16, 20

11. HOW MANY BUTTONS AND TASSELS ARE NEEDED FOR SIX TOTE BAGS?

11. THE PATTERNS BELOW SHOW THE TOTAL NUMBER OF DECORATIVE BUTTONS AND TASSELS NEEDED FOR FIVE TOTE BAGS.

BUTTONS: 3, 6, 9, 12, 15

TASSELS: 4, 8, 12, 16, 20

B. Explain how you can find the number of buttons needed for 25 tote bags.

11. THE PATTERNS BELOW SHOW THE TOTAL NUMBER OF DECORATIVE BUTTONS AND TASSELS NEEDED FOR FIVE TOTE BAGS.

C. The students have 38 buttons and 120 tassels. They say they can make 30 tote bags. Are the students correct? Why or why not? Use what you know about numerical patterns to support your answer.

PLACE MATH NOTEBOOKS IN THE BIN

GROUP 1-2



PLACE MATH NOTEBOOKS IN THE BIN

GROUP 3-4



PLACE MATH NOTEBOOKS IN THE BIN

GROUP 5-6



PLACE MATH NOTEBOOKS IN THE BIN


GROUP 7-8



WHAT WERE THE CONTRIBUTIONS OF WOMEN DURING THE CIVIL WAR? MAKE A LIST



WHAT WERE THE CONTRIBUTIONS OF AFRICAN AMERICANS DURING THE CIVIL WAR? MAKE A LIST



Choose one to complete!!

Brochure

Create a brochure to

Explain the contributions of African Americans, Abolitionists, and women during the civil war!

state.

10 points

Timeline

Create and illustrate a

Time line of the civil war and reconstruction

least 10 events with descriptions and pictures.

10 points

Create

Create an original play, poem, or song about a person or event from

The civil war and reconstruction

10 points

Choose one to complete!!

Postcards/Letters	Judge	Teach
<p data-bbox="206 601 868 815">Create a set of postcards or letters exchanged by two people during a</p> <div data-bbox="188 839 835 1062"><p data-bbox="231 865 792 1036">A specific time during the Civil War and Reconstruction</p></div> <p data-bbox="206 1072 894 1286">Virginia. Include at least 2 exchanges (4 letters total). 20 points</p>	<p data-bbox="963 601 1638 968">Use a t-chart to explore the two different viewpoints about slavery. Which group would you side with and why?</p> <p data-bbox="1442 1229 1663 1282">5 points</p>	<p data-bbox="1719 601 2359 1208">Choose your favorite topic from this year. Create a lesson plan for teaching this to new 4th graders. Include any foldables or worksheets you plan on using with your class.</p> <p data-bbox="2168 1229 2415 1282">20 points</p>

**STUDY FOR SOCIAL STUDIES AND
SCIENCE BENCHMARK**

**WORK ON CIVIL WAR PROJECT AND
SPEECHES FOR 4H**