

KALAMA INTERMEDIATE SCHOOL PANTHER E-NEWS



WEBSITE: kalama.k12.hi.us  [kalamaschool](https://www.instagram.com/kalamaschool)  [@kalamaschool](https://www.facebook.com/kalamaschool)

Important Dates

AUG

- 8 Grade 6 First Day of School.
- 9 Grades 7 & 8 First Day of School.
- 18 Holiday. Statehood Day. No School.

Student Schedule

Pick Up

If your student has not picked up their schedule, it is available in the Kalama School's Main Office, Monday-Thursday, 8am-2pm.

2023-2024


Free & Reduced Meal
Online Application
EZMealApp.com

Website is open.

School supplies for core subjects will be supplied by Title 1 funds. Additional supplies needed will be listed in the class syllabus.

Pay for school meals online:


EZSchoolPay.com



School Lunch Menu

The school lunch menu is available on the school website: kalama.k12.hi.us. On the home page click on the icon that says "Cafeteria Menu".

Photos for Student ID's will be taken the first week of school



S.E. KALAMA INTERMEDIATE SCHOOL PANTHERS! PREPARE!



120 MAKANI ROAD, MAKAWAO, HI 96768 PHONE NUMBER: 808-727-5800

WEBSITE: kalama.k12.hi.us  [kalamaschool](https://www.instagram.com/kalamaschool)  [@kalamaschool](https://www.facebook.com/kalamaschool)

**Uniform Purchases
MUST BE MADE ONLINE.
Limited supply at the
school office.**

T-SHIRT ORDERING PROCESS

WEBSITE:

<https://hawaiicustomprinting.com>

SELECT: School Uniforms

SELECT: Kalama Intermediate

Select the type of uniform
(s) you would like to order.

After submitting your order, you will
receive an email confirmation from
the vendor.

Once the order is complete and
delivered to the school office,
parents will receive an email that
your items have been delivered and
sent home with the student.

SCAN ME



Scan the QR code to get directed to
the Kalama Intermediate page to
order uniforms.

For questions regarding sizes please contact:

Hawaii Custom Printing

Phone: 808-264-5504

Email: hawaiicustomprinting@gmail.com

Kula Kaiapuni Uniforms

Please contact Kumu Leinani Kana via email:

Leinani.Kana@k12.hi.us

Youth T-shirts: \$7.00/Adult T-shirts Small-Xlarge \$8.00

Adult 2XL \$9.00/Adult 3XL \$10.00

Uniform shirts available in black and white

UNIFORM POLICY

Kalama Intermediate School has chosen to adopt a School Uniform Policy. Students attending Kalama are required to wear the uniform Monday through Friday. Students exempt from the Uniform Policy must have a completed and signed waiver in the office.

Those families pursuing a uniform waiver have 2 weeks to do so following the first day of enrollment. All students on waiver must be in compliance with the Kalama Intermediate School's Dress Code or risk losing the waiver.

Students must adhere to the following:

- Uniform must be on as soon as the student steps onto the campus grounds.
- Jacket, sweater, pullover, or flannel shirt are acceptable over the uniform. Outerwear needs to be appropriate, following dress code guidelines.
- Uniforms should not be altered.
- Uniform top can be any shirt representing an official Kalama class, club or sport. PE shirts can be used as a uniform top.
- Footwear is mandatory.

Optional Dress Days

Subject to the Kalama Dress Code, students will be allowed to wear regular attire (with specific guidelines) on the following days:

- Picture day
- Halloween - appropriate costume permitted
- Spirit Week - Daily Spirit Week attire
- 8th grade Banquet - Grade 8 only
- And other days as designated by Administration and Student Government

Dress Code Guidelines (for Free Dress Days and Uniform Waiver Students)

Tops:

- No drug/alcohol/gang/sexual references
- No demeaning slogans or pictures
- No tank tops, halter tops or spaghetti straps
- No exposed bras, bare backs, or stomachs

Bottoms:

- No visible underwear
- Appropriate fit

Possible Consequences for Violation of the Dress Code and/or Uniform Policy

Students will:

- Be given a uniform loaner which needs to be returned at the end of the school day.
- Parent notified of the non-compliance.
- Be subject to having the item confiscated and returned at a later time.
- Be subject to other disciplinary measures such as detention.

S.E. KALAMA INTERMEDIATE SCHOOL

PANTHERS! PREPARE!



120 MAKANI ROAD, MAKAWAO, HI 96768 PHONE NUMBER: 808-727-5800

WEBSITE: kalama.k12.hi.us  [kalamaschool](https://www.instagram.com/kalamaschool)  [@kalamaschool](https://www.facebook.com/kalamaschool)

Additional School Fees

Student Government	\$10.00*
Yearbook (Optional)	\$25.00

*Helps defer costs for the student's activities.

6th Grade First Day of School **Tuesday, August 8, 2023** **Students please report to** **your PERIOD 1 Class**

Students may also be dropped off in back, closer to "O Building". Take Hale Kipa and head toward the Recycling Center. Keep going past the entrance to the Eddie Tam baseball fields.

7th & 8th Grade **First Day of School** **Wednesday, August 9, 2023** **ALL STUDENTS please follow** **Wednesday's Schedule**



NEW SCHOOL BUS GUIDELINES

Bus applications must be submitted on a QUARTERLY basis and will not be accepted outside of the indicated periods listed, please plan accordingly. NO ANNUAL PASSES.

Website: hi.etrition.com/busapplication

Website will be
LIVE on
July 17, 2023

Application periods for School Year 2023-2024

Quarter 1: July 17, 2023 - August 31, 2023

Quarter 2: September 18, 2023 - October 31, 2023

Quarter 3: November 27, 2023 - January 31, 2024

Quarter 4: February 19, 2024 - April 30, 2024

ELIGIBILITY REQUIREMENTS

- Students in Grades K-5 must reside one (1) mile or more from their home school.
- Students in grades 6-12 must reside one and a half (1.5) miles or more from their home school.
- Students must be actively enrolled in a HIDOE public school that has bus service available.

Every child riding the bus must fill out an application for each quarter.

Space will be available on a first come first serve basis.

There will be NO coupons this school year.

COST:

Round Trip \$72.00/per quarter

One Way \$36.00/per quarter

CASH ONLY.

You will need your child's student 10-digit ID number



New Finger Scanning Lunch Information

JOSH GREEN, M.D.
GOVERNOR



KEITH T. HAYASHI
SUPERINTENDENT

STATE OF HAWAII
DEPARTMENT OF EDUCATION
SAMUEL ENOKA KALAMA INTERMEDIATE SCHOOL
120 Makani Rd
MAKAWAO, HAWAII 96768

Dear Parents and Guardians,

Our school is implementing a biometric ID management system in an effort to provide accurate student identification and improve efficiency and security for our students and their accounts. We are using this new ID management system because we are held accountable for students and the accuracy of their records. This technology will help us reduce the costs and time required in managing student ID while providing an easy, fast and accurate way to identify students. This system will also ensure that no one but your child can charge items to his/her account.

What is biometric identification?

Biometric identification is an automated method of identifying a person based upon physical or behavioral characteristics. Our school has selected the identiMetrics System because it is secure, accurate, cost-effective and non-intrusive. You can learn more about the system at www.identimetrics.net.

How does biometrics work?

We will be using finger scanning biometrics similar to your smart phone. Using a finger scanner, the software scans certain unique points on the finger to create and store individual templates that identify each student. When the student returns, the software again scans the finger and looks for a match in the database. When a match is found, the student is identified. This all happens in about a second.

What about the privacy of our students?

The software scans the finger for identification. It does not store a copy of the fingerprints. Instead, the software creates a template of the unique points on the finger. The template is converted to a unique number and is stored in the school's database with the same high level of security of all of our records. The templates are also protected by the Family Educational Rights and Privacy Act (FERPA). FERPA is the same Federal Law that protects all student records. When your child graduates or is no longer enrolled in the school system, the templates are deleted. At no time is a fingerprint image stored.

It is important to understand that we are not fingerprinting students. In addition, fingerprints cannot be recreated or delivered to any agency - governmental or otherwise.

Thanks for your attention!

It is important to us that your child's experiences in school are educational and rewarding. This new way of identifying our students is safe, easy, accurate, efficient and secure. If you have any questions or do not want your child to participate, please contact us.

Sincerely,

Tami Haili
Principal

Differences Between Identification Software and Law Enforcement Applications

Identification Software	Law Enforcement Applications
Uses flat images of only two fingers to create templates.	Captures rolled images of all 10 fingers.
Flat images reveal the center of the finger and require only a minimum of unique identifying points in order to make a match.	Rolled images capture unique identifying points on the entire finger surface in order to collect the maximum number of unique identifying points.
The purpose is to identify a person already enrolled in the software.	The purpose is to identify suspects based on fingerprint images directly taken from a crime scene.

Frequently Asked Questions

Q: What is biometric identification? A: Biometrics are automated methods of recognizing a person based on a physiological or behavioral characteristic. They include face, fingerprint, hand geometry, handwriting, iris, retina, vein and voice – anything that’s a part of you.

Q: Why choose finger scanning for identification? A: Because it's fast, accurate, cost-effective and secure.

Q: Can my fingerprint be given to anyone else? A: No. There are no fingerprint images stored. Only encrypted numerical representations of the unique points of the fingerprint are stored.

Q: Can my fingerprint data be taken off the computer and used to re-create my fingerprint? A: No. identiMetrics never takes your fingerprint, only unique points. The actual fingerprint cannot be recreated from the encrypted template.

Q: Can my fingerprints be taken from the computer software and used on another fingerprinting system? A: No. identiMetrics™ uses a proprietary algorithm that can only be used with identiMetrics software.

Q: Can my fingerprints be copied or used by anyone else? A: No. It is impossible to duplicate or falsify fingerprints from the information stored in the identiMetrics software.

Q: Can anyone get into the identiMetrics database and extract a fingerprint image or a digital template and associate it to a particular person? A: According to Dr. Stephanie Schuckers, Director for the Center for Identification Technology Research at Clarkson University, the biometric software does not store the user’s fingerprint image. The images are destroyed after they are used to build a unique mathematical model using both minutia based and vector analysis. That encrypted digital template cannot be de-encrypted and decoded to obtain the minutia based template and consequently recreate the original fingerprint image.

Q: Do twins have the same fingerprints? A: No. Every person has unique fingerprints, even twins.

Q: Do finger scanners spread germs? A: According to a Purdue University study, biometric sensors are no dirtier than doorknobs.

Q: Why Biometrics in Schools? A: Many areas in an organization require identification. The most common kinds of identification currently in use are picture ID cards, PINs, and, of course, visual identification. Each of these methods creates its own issues and is a drain on time and resources.

Cards are regularly forgotten, lost, mutilated and shared; PINs are easily forgotten, swapped or stolen. Also, visual identification is a poor solution, especially with today’s considerable security concerns and reporting issues. By using biometrics for identification, the problems and costs associated with the current methods can be avoided and new standards of accountability can be put into place.

Q: What about Parent privacy concerns? A: Parents need to trust both schools and the service providers that work with schools. In an effort to ensure that parents can be confident in how organizations use student data, the Future of Privacy Forum and the Software & Information Industry Association have developed a Student Privacy Pledge that education service providers are signing to show their commitment to safeguarding student privacy. identiMetrics was an early signatory of the Student Privacy Pledge www.studentprivacypledge.org.

Need more information? Please visit our website www.identiMetrics.net

How it works



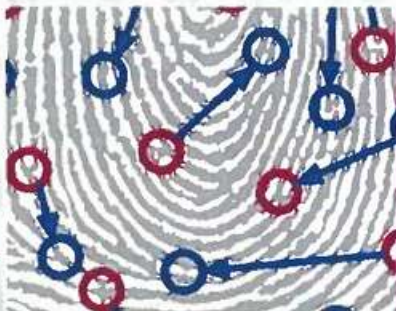
identiMetrics™
Simplify your school day

The identiMetrics™ Finger Scanning Process



Finger is scanned

In order to be enrolled in the computer software, the person's finger is scanned by the biometric finger scanner. The computer software develops a grid of intersection points from the swirls and arcs of the scanned finger.



Unique points identified

A template is created by the software that shows the intersection of unique points on the finger. The fingerprint image is destroyed. The template is converted to a binary number. The binary number is then encrypted and stored.



Points converted to unique binary number

When the person returns to be identified, the finger scanner again scans the finger. The computer software now compares the new template with the other templates in the database. When a matching template is found, the person is identified.

This identification and matching process takes under one second to complete.



Encrypted binary number linked to ID

No fingerprint image is ever stored. No fingerprints can be recreated from the template.

Just like the iPhone!

