

# KALAMA INTERMEDIATE SCHOOL PANTHER E-NEWS



WEBSITE: [kalama.k12.hi.us](http://kalama.k12.hi.us)  [kalamaschool](https://www.instagram.com/kalamaschool)  [@kalamaschool](https://www.facebook.com/kalamaschool)

## Important Dates

- AUG**
- 18** Holiday/Statehood Day  
No School.
- 31** PTO/SCC MEETING
- SEP**
- 4** Holiday/Labor Day  
No School



## In this Newsletter

Dis N Dat	2
Uniform Information	3-4
After School Program	5-10
PTO/SCC Message	11
Finger Scan Info	12-14

## PARENTS

- Some student schedules have been slightly modified to better balance class sizes. No actual classes have been changed, just the periods of classes may be switched. If this was the case for your child, an updated schedule was mailed home. Please make sure to check your mail prior to your child's first day of school.
- Please be sure to turn in your emergency contact information cards. Returning parents please be sure to update your emergency contact information.
- If your student is going to be absent please call the school office, 808-727-5800.



**2023-2024**  
**Free & Reduced Meal**  
**Online Application**  
**[EZMealApp.com](http://EZMealApp.com)**  
**Website is open.**

Be sure to follow us on  
Instagram/Facebook





# DIS N DAT



dippin'  
dots

Ice Cream of the Future.

**\$5 EACH**

**ON SALE:  
EVERY DAY AFTER  
SCHOOL AT H BUILDING  
UNTIL 2:15 & 1:25 ON WED**

Photos  
for Student ID's will be  
taken the first week of  
school

## School Lunch Menu

The school lunch menu is available on the school website: [kalama.k12.hi.us](http://kalama.k12.hi.us). On the home page click on the icon that says "Cafeteria Menu".

Pay for school meals online:

[EZSchoolPay.com](http://EZSchoolPay.com)

A bunch of uniform order were delivered to Kalama School on Wednesday, August 16th.

If you received an email from Hawaii Custom Printing that you order is available for pick up at the school office, please have your student check the the school office and/or their homeroom teacher.

**Uniform Purchases  
MUST BE MADE ONLINE.  
Limited supply at the  
school office.**

#### T-SHIRT ORDERING PROCESS

##### WEBSITE:

<https://hawaiicustomprinting.com>

**SELECT:** School Uniforms

**SELECT:** Kalama Intermediate

Select the type of uniform  
(s) you would like to order.

After submitting your order, you will receive an email confirmation from the vendor.

Once the order is complete and delivered to the school office, parents will receive an email that your items have been delivered and sent home with the student.

**SCAN ME**



Scan the QR code to get directed to the Kalama Intermediate page to order uniforms.

For questions regarding sizes please contact:

**Hawaii Custom Printing**

Phone: 808-264-5504

Email: [hawaiicustomprinting@gmail.com](mailto:hawaiicustomprinting@gmail.com)

## **Kula Kaiapuni Uniforms**

Please contact Kumu Leinani Kana via email:

[Leinani.Kana@k12.hi.us](mailto:Leinani.Kana@k12.hi.us)

Youth T-shirts: \$7.00/Adult T-shirts Small-Xlarge \$8.00

Adult 2XL \$9.00/Adult 3XL \$10.00

Uniform shirts available in black and white

# UNIFORM POLICY

Kalama Intermediate School has chosen to adopt a School Uniform Policy. Students attending Kalama are required to wear the uniform Monday through Friday. Students exempt from the Uniform Policy must have a completed and signed waiver in the office.

**Those families pursuing a uniform waiver have 2 weeks to do so following the first day of enrollment.** All students on waiver must be in compliance with the Kalama Intermediate School's Dress Code or risk losing the waiver.

Students must adhere to the following:

- Uniform must be on as soon as the student steps onto the campus grounds.
- Jacket, sweater, pullover, or flannel shirt are acceptable over the uniform. Outerwear needs to be appropriate, following dress code guidelines.
- Uniforms should not be altered.
- Uniform top can be any shirt representing an official Kalama class, club or sport. PE shirts can be used as a uniform top.
- Footwear is mandatory.

## Optional Dress Days

Subject to the Kalama Dress Code, students will be allowed to wear regular attire (with specific guidelines) on the following days:

- Picture day
- Halloween - appropriate costume permitted
- Spirit Week - Daily Spirit Week attire
- 8th grade Banquet - Grade 8 only
- And other days as designated by Administration and Student Government

## Dress Code Guidelines (for Free Dress Days and Uniform Waiver Students)

Tops:

- No drug/alcohol/gang/sexual references
- No demeaning slogans or pictures
- No tank tops, halter tops or spaghetti straps
- No exposed bras, bare backs, or stomachs

Bottoms:

- No visible underwear
- Appropriate fit

Possible Consequences for Violation of the Dress Code and/or Uniform Policy

Students will:

- Be given a uniform loaner which needs to be returned at the end of the school day.
- Parent notified of the non-compliance.
- Be subject to having the item confiscated and returned at a later time.
- Be subject to other disciplinary measures such as detention.

# S.E. KALAMA INTERMEDIATE SCHOOL AFTERSCHOOL PROGRAM

## **CLUBS YEAR ROUND    SPORTS**

- **STUDY HALL**
- **GURLTEK**
- **FHA**
- **FISHING CLUB**
- **VIDEOGAMERZ**
- **BASKETBALL**
- **CROSS COUNTRY**
- **VOLLEYBALL**

### **AFTER SCHOOL IS LOOKING FOR:**

- **A PARENT OR COMMUNITY MEMBER(S) FAMILIAR WITH WRESTLING TOURNAMENTS AND LEAGUE OUR SCHOOL HAS A COACH, BUT WE NEED SUPPORT TO FIND LOCAL INFORMATION AND TOURNAMENTS**
- **A BASKETBALL COACH FOR BOYS' BASKETBALL. THE SEASON STARTS NOW, AND THE FIRST GAME IS SEPTEMBER 23RD.**
- **COMMUNITY MEMBERS INTERESTED IN SUPPORTING AN "AFTER SCHOOL BAND JAM" CLUB, WHERE STUDENTS, EVEN IF NOT IN THE SCHOOL BAND, CAN COME TO LEARN HOW TO PLAY AN INSTRUMENT! THIS WILL BE STRUCTURED LIKE A GUEST TEACHER ROTATION.**
- **DRAMA CLUB LEADER**
- **JOURNALISM CLUB LEADER**




Enrollment forms  
available in the school  
library or on the  
school website

Contact: [dezireen.austin@k12.hi.us](mailto:dezireen.austin@k12.hi.us)



**Kalama**  
**GURL**  
**TEK**



*Understanding  
and Real  
Learning*

**TRADITIONAL  
ECOLOGICAL  
KNOWLEDGE**

**Interest Meeting in I-102 on August 29th  
Tuesdays  
2:50 - 4:50 PM**

# S.E. KALAMA INTERMEDIATE SCHOOL CROSS COUNTRY

WHO: ANY 6th, 7th or 8th Grade Kalama Student

WHEN: Practice Starts Monday, August 21st, 2:00-3:00pm  
Mondays From 2:00pm-3:00pm  
Fridays From 2:00pm-3:00pm  
NO PRACTICE Friday, August 18th  
NO PRACTICE Monday, September 4th

WHERE: Meet in front of classroom D-101

Meets on Saturdays (See dates below)

## MEET SCHEDULE

August 26	Seabury Hall
September 2	TBD
September 9	TBD
September 16	Front Street Mile
September 23	Kamehameha School - Maui

For more information, See Mr. Coffeen, D-101  
(downstairs classroom closest to the bus stop).





# KALAMA FISHING CLUB CALENDAR 2023 SEMESTER 1

- August 30 First Meeting during Advisory in Cafe 12:50pm
- September 2 Oama Tournament - See attached
- September 8 Meeting during Advisory in Cafe 1:30pm
- September 9 Beach Clean Up - Kahului Harbor - See attached
- September 29 Club Shirt Drawing Due - See attached
- October 20 Meeting during Advisory in Cafe 1:30pm
- October 21 Ma'alaea Tournament See attached
- November 18 Beach Clean Up - Kahului Harbor - See attached
- December 1 Meeting during Advisory in Cafe 1:30pm
- December 2 Beach Clean Up -Kahului Harbor - See attached
- December 15 Maui Ocean Center - Field Trip (Must do 12/2 Beach Clean Up to attend)

Semester 2 Calendar will be given out upon return from winter break.

**Questions??? Call Mr. Okimoto 808-280-1726**



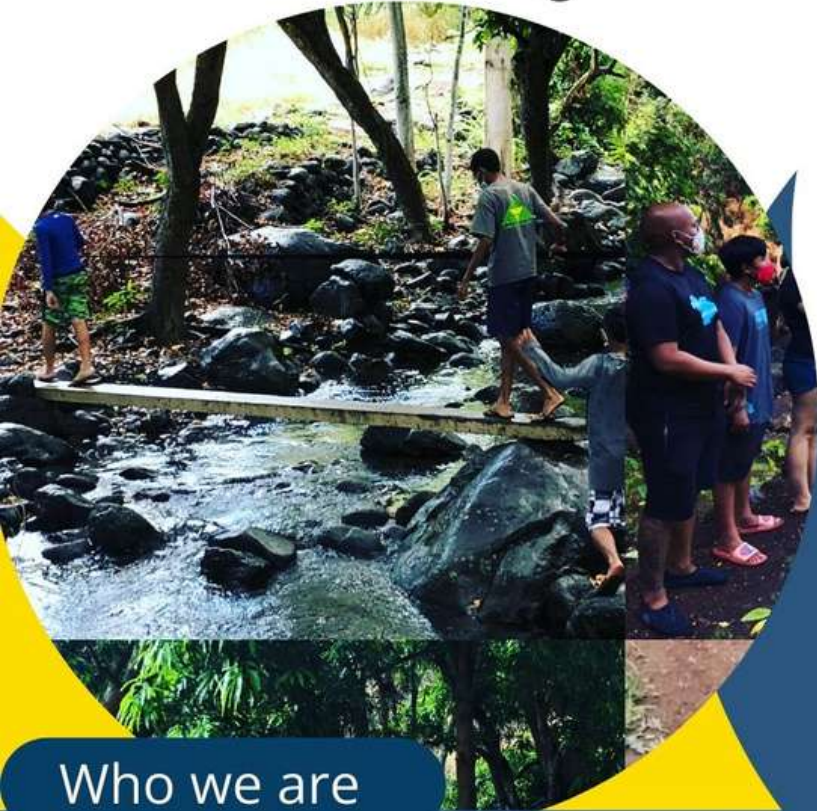
**S.E. KALAMA INTERMEDIATE SCHOOL**



# Project Venture



**FREE** After School Program for all middle and high school



## Who we are

Project Venture is a free, evidence and strength-based outdoor experiential program available to middle-school-age youth at intermediate schools.

## High School Mentor Program

The mentoring program allows youth that have demonstrated key mentoring skills such as listening, following directions and helping the staff with gathering facilitating activities.

Contact Us:

Phone: 808-579-8414 Ext. 8203

Email: [projectventure@myfs.org](mailto:projectventure@myfs.org)

Instagram: [projectventure\\_myfs](https://www.instagram.com/projectventure_myfs)



[@PROJECTVENTURE\\_MYFS](https://www.instagram.com/projectventure_myfs)



BOYS & GIRLS CLUBS  
OF MAUI



Need a FUN, ENGAGING, SAFE place for your child to go to after school?

# Join A Club Today!

## 5 Clubhouses OPEN NOW across Maui

All Clubs now accepting ages 9 - 17 years old (18 if still in high school) Paukukalo (waitlist only) & Kahekili Terrace (residents only) also accept youth as young as 6.

# FREE

### What We Offer

- ✓ Character & Leadership Programs
- ✓ Healthy Lifestyles Programs
- ✓ The Arts
- ✓ Sports, Fitness & Recreation
- ✓ Education & Career Development
- ✓ FREE MEO Transportation to and from Clubhouses

Call any of our 5 Clubhouses for more information!

Central Clubhouse  
(808) 242-4363

Ha'iku Clubhouse  
(808) 575-9024

Kahekili Terrace  
(808) 244-4443

Makawao Clubhouse  
(808) 572-6916

Paukukalo Clubhouse  
(808) 281-5830

**\*LAHAINA CLUBHOUSE WILL BE CLOSED UNTIL FURTHER NOTICE\***

Check website for updates on upcoming satellite Clubhouses and Clubs on the Go to serve our West Maui youth and those impacted.

For general inquiries, Contact Us via Email: [info@bgcmaui.org](mailto:info@bgcmaui.org) | Website: [bgcmaui.org](http://bgcmaui.org)

### SCAN HERE



## TO REGISTER!





# PTO NEWS

PTO Looking for volunteers for next school year to fill vacant positions within the PTO.

PTO Looking for volunteer(s) for next school year to be the chairperson (s) for the Haunted House.

Contact [kalamapto1@gmail.com](mailto:kalamapto1@gmail.com) if you are interested



## **Kalama School is looking for volunteers for the SCC, School Community Council.**

School Community Councils (SCC) play a vital role in Hawaii's education system. They are part of the leadership structure at each school.

.A School Community Council (SCC) requires the collaborative involvement of the stakeholders of the school: principal, teachers, non-certificated staff, students, parents and other community members. SCC program requirements related to membership, governance and operational procedures are specified in the state statute and Board and Department of Education policies.

Benefits to members of a School Community Council include:

- Learning about educational research and factors that impact student achievement;
- Being an important partner in the education system, whose views are valued;
- Contributing to the shared goal of improving student achievement;
- Having a vehicle through which to express opinions and share ideas; and
- Being informed about what is happening at the school.

Please contact PCNC, [ann.saffery@k12.hi.us](mailto:ann.saffery@k12.hi.us) if you are interested.

# New Finger Scanning Lunch Information

JOSH GREEN, M.D.  
GOVERNOR



KEITH T. HAYASHI  
SUPERINTENDENT

STATE OF HAWAII  
DEPARTMENT OF EDUCATION  
SAMUEL ENOKA KALAMA INTERMEDIATE SCHOOL  
120 Makani Rd  
MAKAWAO, HAWAII 96768

Dear Parents and Guardians,

Our school is implementing a biometric ID management system in an effort to provide accurate student identification and improve efficiency and security for our students and their accounts. We are using this new ID management system because we are held accountable for students and the accuracy of their records. This technology will help us reduce the costs and time required in managing student ID while providing an easy, fast and accurate way to identify students. This system will also ensure that no one but your child can charge items to his/her account.

## **What is biometric identification?**

Biometric identification is an automated method of identifying a person based upon physical or behavioral characteristics. Our school has selected the identiMetrics System because it is secure, accurate, cost-effective and non-intrusive. You can learn more about the system at [www.identimetrics.net](http://www.identimetrics.net).

## **How does biometrics work?**

We will be using finger scanning biometrics similar to your smart phone. Using a finger scanner, the software scans certain unique points on the finger to create and store individual templates that identify each student. When the student returns, the software again scans the finger and looks for a match in the database. When a match is found, the student is identified. This all happens in about a second.

## **What about the privacy of our students?**

The software scans the finger for identification. It does not store a copy of the fingerprints. Instead, the software creates a template of the unique points on the finger. The template is converted to a unique number and is stored in the school's database with the same high level of security of all of our records. The templates are also protected by the Family Educational Rights and Privacy Act (FERPA). FERPA is the same Federal Law that protects all student records. When your child graduates or is no longer enrolled in the school system, the templates are deleted. At no time is a fingerprint image stored.

It is important to understand that we are not fingerprinting students. In addition, fingerprints cannot be recreated or delivered to any agency - governmental or otherwise.

## **Thanks for your attention!**

It is important to us that your child's experiences in school are educational and rewarding. This new way of identifying our students is safe, easy, accurate, efficient and secure. If you have any questions or do not want your child to participate, please contact us.

Sincerely,

Tami Haili  
Principal

# Differences Between Identification Software and Law Enforcement Applications

Identification Software	Law Enforcement Applications
Uses flat images of only two fingers to create templates.	Captures rolled images of all 10 fingers.
Flat images reveal the center of the finger and require only a minimum of unique identifying points in order to make a match.	Rolled images capture unique identifying points on the entire finger surface in order to collect the maximum number of unique identifying points.
The purpose is to identify a person already enrolled in the software.	The purpose is to identify suspects based on fingerprint images directly taken from a crime scene.

## Frequently Asked Questions

**Q: What is biometric identification?** A: Biometrics are automated methods of recognizing a person based on a physiological or behavioral characteristic. They include face, fingerprint, hand geometry, handwriting, iris, retina, vein and voice – anything that’s a part of you.

**Q: Why choose finger scanning for identification?** A: Because it's fast, accurate, cost-effective and secure.

**Q: Can my fingerprint be given to anyone else?** A: No. There are no fingerprint images stored. Only encrypted numerical representations of the unique points of the fingerprint are stored.

**Q: Can my fingerprint data be taken off the computer and used to re-create my fingerprint?** A: No. identiMetrics never takes your fingerprint, only unique points. The actual fingerprint cannot be recreated from the encrypted template.

**Q: Can my fingerprints be taken from the computer software and used on another fingerprinting system?** A: No. identiMetrics™ uses a proprietary algorithm that can only be used with identiMetrics software.

**Q: Can my fingerprints be copied or used by anyone else?** A: No. It is impossible to duplicate or falsify fingerprints from the information stored in the identiMetrics software.

**Q: Can anyone get into the identiMetrics database and extract a fingerprint image or a digital template and associate it to a particular person?** A: According to Dr. Stephanie Schuckers, Director for the Center for Identification Technology Research at Clarkson University, the biometric software does not store the user’s fingerprint image. The images are destroyed after they are used to build a unique mathematical model using both minutia based and vector analysis. That encrypted digital template cannot be de-encrypted and decoded to obtain the minutia based template and consequently recreate the original fingerprint image.

**Q: Do twins have the same fingerprints?** A: No. Every person has unique fingerprints, even twins.

**Q: Do finger scanners spread germs?** A: According to a Purdue University study, biometric sensors are no dirtier than doorknobs.

**Q: Why Biometrics in Schools?** A: Many areas in an organization require identification. The most common kinds of identification currently in use are picture ID cards, PINs, and, of course, visual identification. Each of these methods creates its own issues and is a drain on time and resources.

Cards are regularly forgotten, lost, mutilated and shared; PINs are easily forgotten, swapped or stolen. Also, visual identification is a poor solution, especially with today’s considerable security concerns and reporting issues. By using biometrics for identification, the problems and costs associated with the current methods can be avoided and new standards of accountability can be put into place.

**Q: What about Parent privacy concerns?** A: Parents need to trust both schools and the service providers that work with schools. In an effort to ensure that parents can be confident in how organizations use student data, the Future of Privacy Forum and the Software & Information Industry Association have developed a Student Privacy Pledge that education service providers are signing to show their commitment to safeguarding student privacy. identiMetrics was an early signatory of the Student Privacy Pledge [www.studentprivacypledge.org](http://www.studentprivacypledge.org).

**Need more information? Please visit our website [www.identiMetrics.net](http://www.identiMetrics.net)**

# How it works



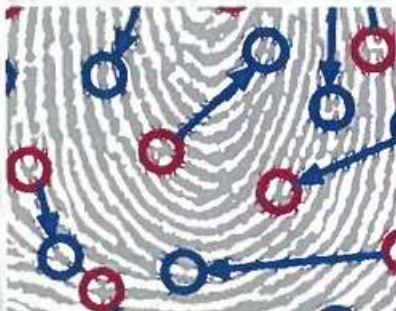
identiMetrics™  
Simplify your school day

## The identiMetrics™ Finger Scanning Process



Finger is scanned

In order to be enrolled in the computer software, the person's finger is scanned by the biometric finger scanner. The computer software develops a grid of intersection points from the swirls and arcs of the scanned finger.



Unique points identified

A template is created by the software that shows the intersection of unique points on the finger. The fingerprint image is destroyed. The template is converted to a binary number. The binary number is then encrypted and stored.



Points converted to unique binary number

When the person returns to be identified, the finger scanner again scans the finger. The computer software now compares the new template with the other templates in the database. When a matching template is found, the person is identified.

This identification and matching process takes under one second to complete.



Encrypted binary number linked to ID

No fingerprint image is ever stored. No fingerprints can be recreated from the template.

*Just like the iPhone!*

