

COMMON APP ACCOUNT MATCHING



Start creating your Common App account on or after August 1st!

For the 22-23 SY, Common App Account Matching in Naviance Student will be available starting on August 1.

A screenshot of the Common App website. The top navigation bar includes 'Access our COVID-19 resources >', 'common app' logo, 'FIND A COLLEGE', 'Plan for college', 'Apply to college', 'Support your students', a search icon, 'Sign in', and 'Create an account'. A black arrow points to the 'Create an account' button. A teal overlay box on the left contains the text: '1 GO TO WWW.COMMONAPP.ORG AND CREATE AN ACCOUNT. Before you can match your Common App account in Naviance Student, you'll need to set up your Common App account.' A 'Start your application' button is visible at the bottom left of the screenshot.

1 GO TO WWW.COMMONAPP.ORG AND CREATE AN ACCOUNT

Before you can match your Common App account in Naviance Student, you'll need to set up your Common App account.

Start your application

Let's get started!

Welcome to Common App! Please tell us how you will use the system so we can prepare your account. If you are unsure, we encourage you to explore each option before you continue.

Already have an account? [Go to the login page.](#)

-  [First year student](#) ?
- [Transfer student](#) ?
- [Education professional](#) ?
- [Parent or other adult](#) ?

2 SELECT FIRST YEAR STUDENT FROM THE LIST OF OPTIONS

All students who are applying to college must create an account for a First year student, even if your parents/guardians have already created an account for Parent or other adult.

CREATE YOUR ACCOUNT

3

Follow the prompts to set up your account credentials.

Create your account

Email Address *

Re-type Email Address *

Password *

- X 10-32 characters
- X At least one upper case
- X At least one lower case
- X At least one number
- X At least one special character
- X No space characters

Re-type Password *

REVIEW THE DASHBOARD

4

Your CAID # is listed in the upper right corner.

The screenshot shows the Common App dashboard. In the top right corner, a user profile box displays: "Welcome, Sam!", "Practice Applicant", "Practice account.FA0s", "CAID 28457381", and a "Sign Out" button. Below this, a navigation bar includes "Dashboard", "My Colleges", "Common App", "College Search", and "Financial Aid Resources". The main content area shows a "Welcome, Sam!" message and a "Need help?" section with various FAQ links.

GO TO COMMON APP AND COMPLETE YOUR PROFILE

5

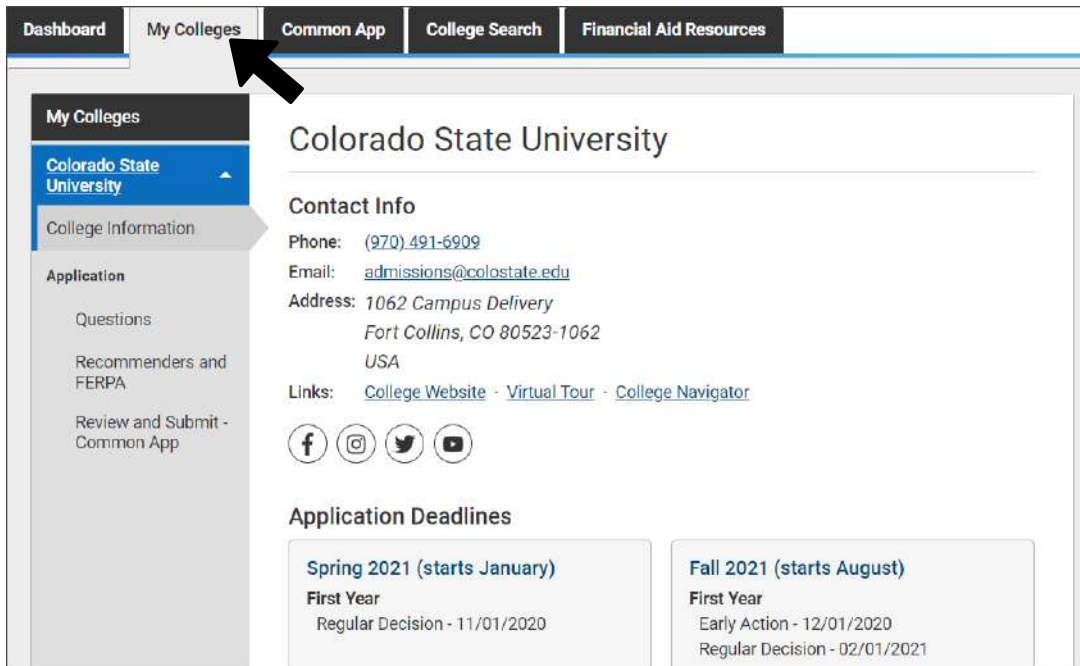
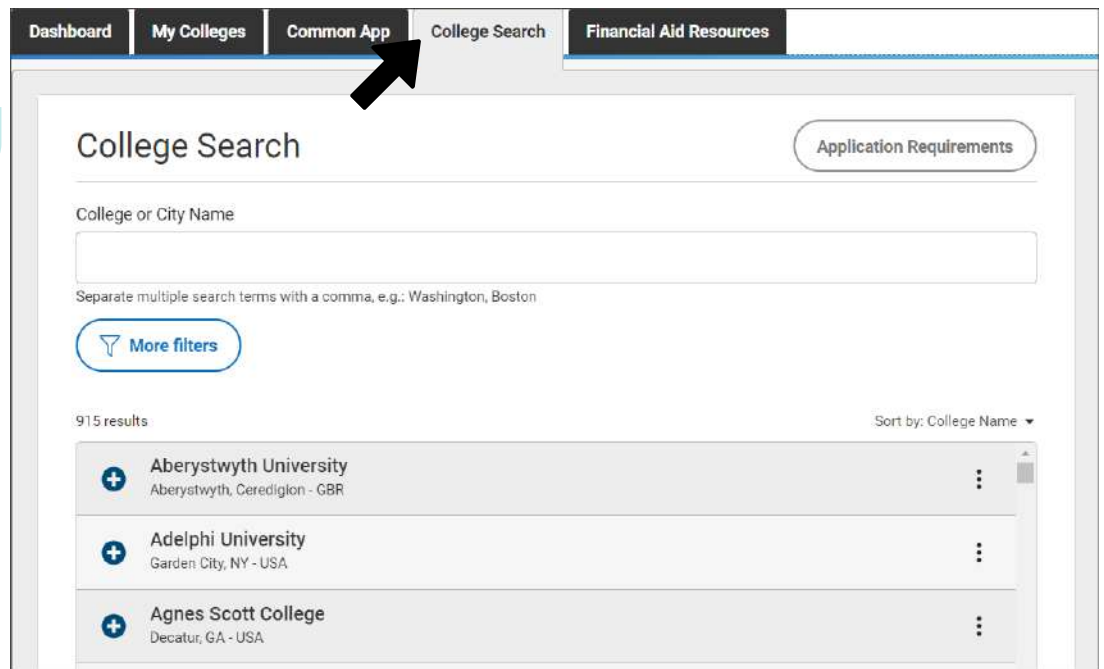
Go through all of the sections in the left-hand navigation panel and add the requested information.

Note: Many high schools have similar names. When providing Education information, make sure you've selected the correct one!

The screenshot shows the Common App profile page. The "Common App" tab is selected in the navigation bar. The "Profile" section is active, showing "Personal Information" with fields for "First/given name*" (filled with "Sam"), "Middle name", and "Last/family/surname*" (filled with "Student"). A "High School Lookup" modal is open, showing a search for "Naviance" and a list of schools including "Naviance Support High" and "Homeschooled". A "Continue" button is at the bottom of the modal.

6 GO TO COLLEGE SEARCH AND ADD AT LEAST ONE COLLEGE

You can't complete the FERPA release without having at least one college in your list.

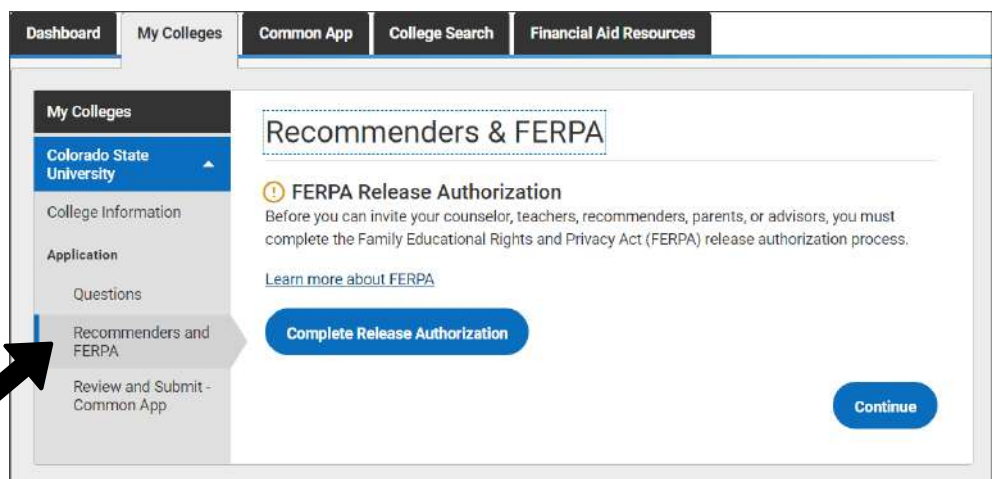


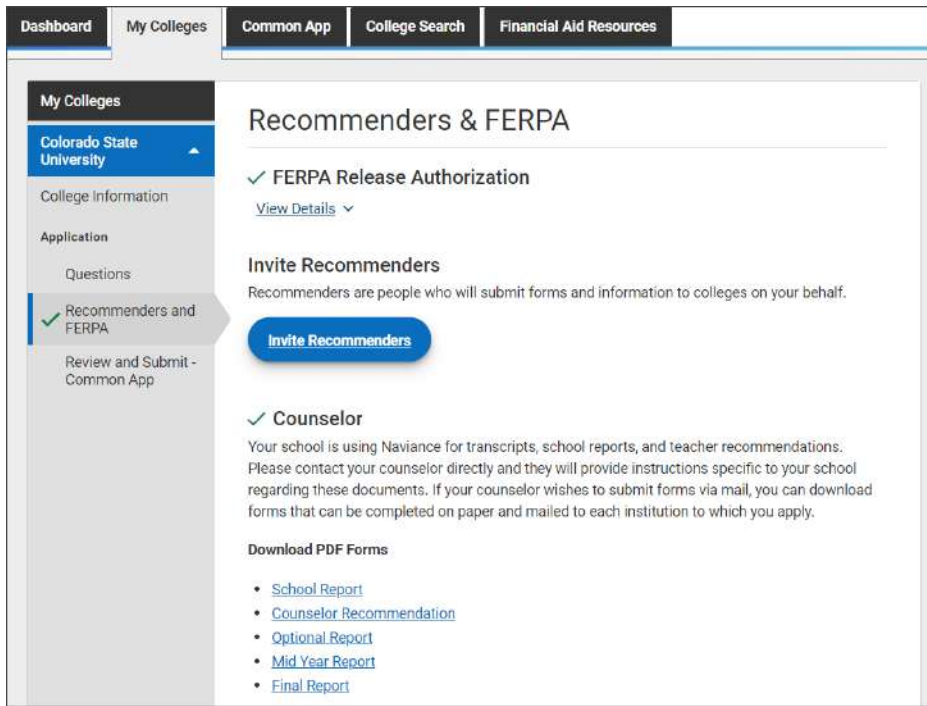
7 GO TO MY COLLEGES

The colleges you've added will be listed on the left. Review the contact information, deadlines, and more for each college in your list.

8 COMPLETE THE FERPA RELEASE AUTHORIZATION

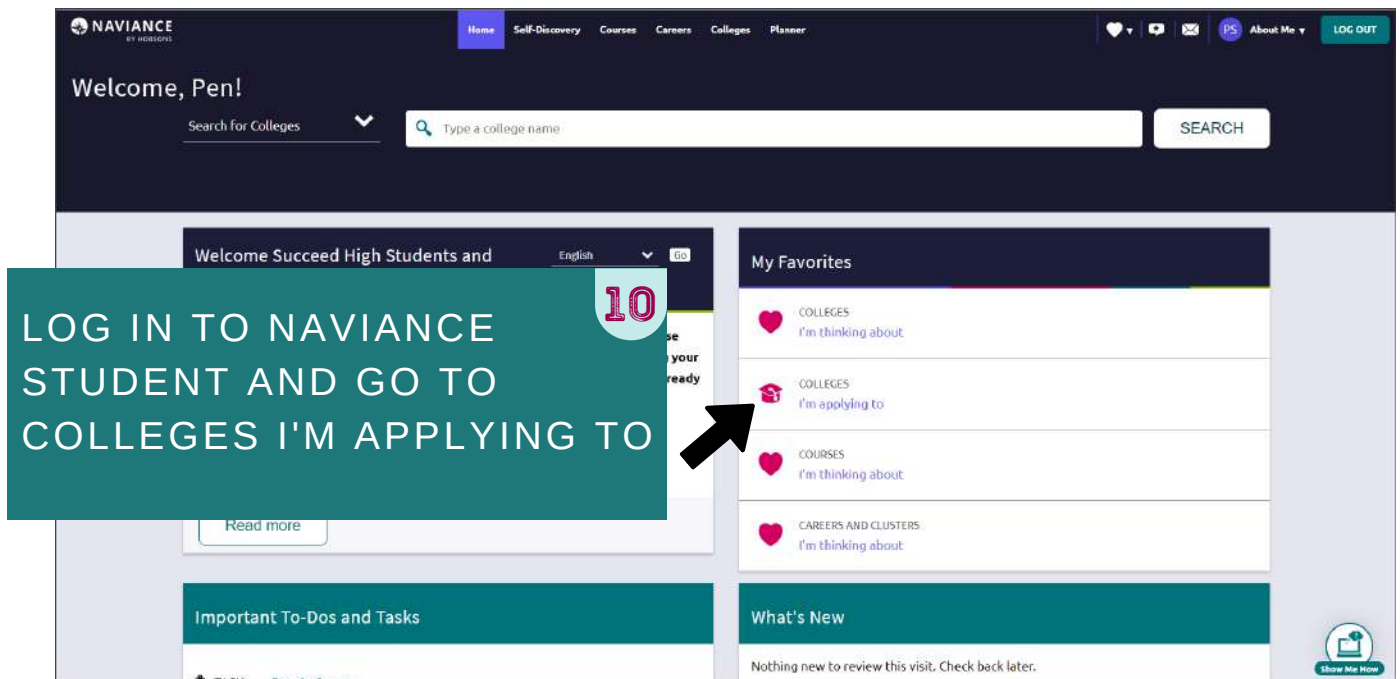
Recommenders and FERPA will be listed on the left, under Application.





REVIEW THE RECOMMENDERS & FERPA INFORMATION 9

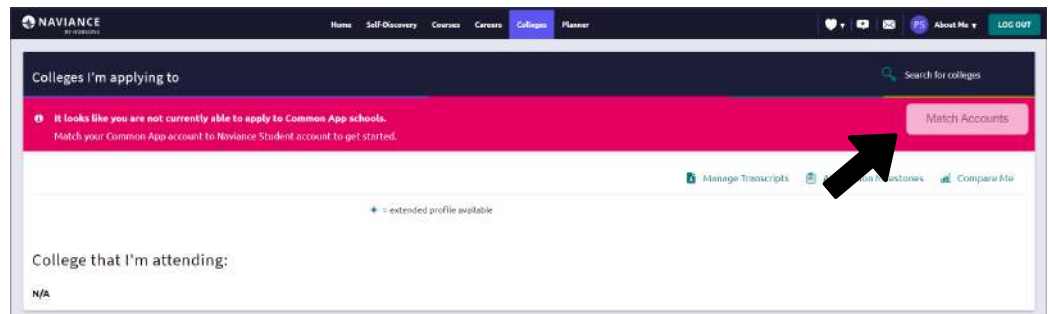
You will invite counselors and teachers from Naviance Student. PDF forms are available for download from here, if needed.



LOG IN TO NAVIANCE STUDENT AND GO TO COLLEGES I'M APPLYING TO 10

CLICK MATCH ACCOUNTS 11

You'll be redirected to log in to your Common App account.



We know there is a lot of uncertainty surrounding the ongoing situation with the Coronavirus. The Common App team is here to support you, as always, 24/7/365, and you can reach us at recovery@commonapp.net.

Connect your Common App

First year student? Great! Enter your email and password below to sign in, or [create an account](#) to get started.

* Indicates required fields.

Email *

Password *

[Forgot password?](#)

Sign in

Need help?
[Visit the Applicant Solutions Center](#)

LOG IN TO YOUR COMMON APP ACCOUNT 12

Sign in with the email and password you used to create your Common App account.

Hi, **[Name]**

By checking the box below you will enable to access certain information from your Common App account that is necessary for integration and processing.

If you authorize this connection, you will be granting permission to to:

- See the status of your applications and recommendations
- View additional Common App data in order to support submitting recommendations on your behalf

I agree *

Cancel **Connect**

SELECT CONNECT 13

Make sure you read the information and choose "I agree".

YOU'VE MATCHED YOUR ACCOUNT!

Colleges in your Common App list will automatically download into your list of Colleges I'm Applying To in Naviance Student. Request transcripts for your Common App colleges according to your high school's instructions.