
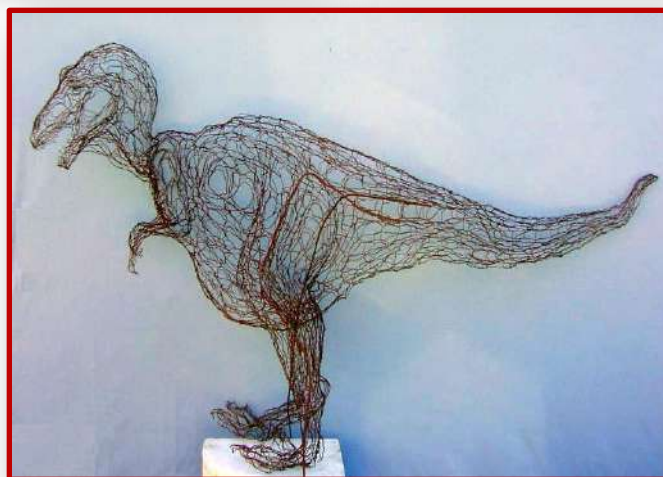



Liberty Pines Academy



**10901 Russell Sampson Rd.
Saint Johns, FL 32259**

Meet the Art of Sculpture



What is a Sculpture?



Sculpture has shape.

The word **sculpture** originates from the Latin word *sculpere*, which means "to carve".

What is a Sculpture?

It is the art of creating three dimensional forms or free standing figures.



**Bronze statue by
Sukhi Barber**



**John Lopez's Triceratops is
made out of old tools, chains,
other found pieces of metal
and scrap iron.**



**Which means it looks
solid and not flat. You
can measure the
height, length and
width of a sculpture.**



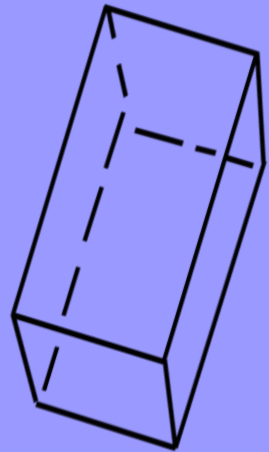

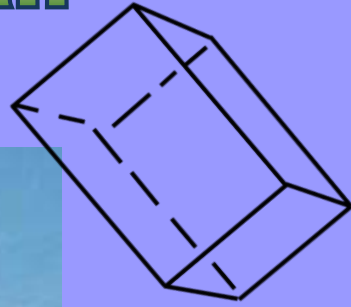

**Tapiary garden owl
sculpture.**

Sculptures are

3-D

!

There are many sculptures which can be looked at from all sides.





What are sculptures made of?



Sculptures can be made of almost any organic materials like clay, wood, ice, paper, sand, snow or stone.



**Clay sculpture of Tony Sox Byrne, 1956
Olympic Boxing Champion - Ireland**



Paper relief sculpture by Christina Lihan



Tommy Craggs transforms tree trunks into works of art using his chainsaw.

Sculptures Created in New Ways




Sayaka Ganz uses reclaimed black, brown, yellow and white plastic items to make "Wayne" in 2009




Sculptors in the 20th and 21st centuries were and are able to create very different sculptures due to the change in technology, materials and artistic thought.

What else do Sculptors create with?



Sculptors select and things. Assemblages c
putting everyday objects together in
un




Oakland, California based artist Jeremy Mayer makes extremely detailed creative sculptures of humans and animals out of recycled typewriter parts. His sculptures are full-scale, anatomically correct human figures. No solder, weld, or glue is used.

How does he do it? The process is a lot like sculpting with clay. He works the chewing gum until it is warm and molds it with a knife. Then, he coats each gum creation with a chemical that makes the gum stay in place.

How did sculpture get started?

The history of stone carving goes back before recorded history. Ancient civilizations are very fascinating and made of astonishing groups of people. They built vast cities, majestic temples, palaces and filled them with their history and beliefs carved in stone.



Alexander the Great who conquered Greece and Egypt.




Ancient Cost Rican jaguar made of basalt stone.



These caves feature some exquisitely carved rock temples that date back to 6th century a.d.

What is Abstract Art or Sculpture?

Then the cubist movement was introduced by Picasso and many painters started experimenting with this idea for abstract art.



**The Factory, Arles, France
by Picasso - 1909**



What is Abstract Art or Sculpture?



**Sun Feast
by Sir Anthony Caro**



**Harmony with Concentric
Rings by Kandinsky - 1913**



**Bird in Flight sculpted out
of marble in 1923.**

is not a concept to represent
able (really not a CON-
effect (really not a CON-
a. The artist represents things
either using simple shapes
is it that the use of form, he
apes and forms.
movement of flight
instead of showing the
physical details of
feathers, beak, wings,
etc.

What is Abstract Sculpture?

Isamu Noguchi (pronounced sāmoo nogooch) was a sculptor, designer, architect, and craftsman. He believed that through sculpture and architecture he might better understand nature and what life is about.



Mother

What titles would you give his stone statues??

The Roar was made of white arni marble.

Indian Dancer was made from granite.



Why Use Stone for Abstract Sculpture?

Nelson's "Wild Blue" was a commissioned sculpture. It was the largest and most technically challenging work that he did, so far. Both whales were carved from a single piece of Turkish Marble that weighed 604 lbs. Their eyes are made of Black Tourmaline. The whales both have a realistic number of throat grooves; engraving and sanding them took many hours. The sculpture measures 38 x 21 x 20 inches.



Why Use Stone for Abstract Sculpture?



Nelson loves the tactile texture of stone. The variations of texture are naturally weathered, frosted by chisels, rasped rough and polished smooth.



Why Use Stone for Abstract Sculpture?



He feels every stone has a sculpture trapped inside it and that he should discover it and set it free. Ancient symbols and geometric shapes are especially intriguing to Nelson.



Soap Carving Art Project



Let's make a sculpture out of soap! Think about what kind of carving you want to do. Realistic like the pictures above or abstract like those below.





Soap Carving Art Project



You will be using a bar of Ivory soap, carving tools and/or utensils. There are a few things you need to remember for both stone and soap carving.

- **Use the tools carefully.**
- **Scrap away pieces or shavings of soap.**
- **Stop after scraping away a few pieces and look at it to make sure you don't carve too deep.**
- **You can always scrap or carve more soap away, but you can't put it back once it is gone.**
- **Do not try to cut large chunks of soap or it will break. Once broken it can not be put back together!!**
- **Do not stab the soap.**
- **Draw an outline of the carving on paper or onto the soap on both sides, top and bottom.**
- **Think three dimensional.**



Soap Carving Art Project

Notice how the soap is being scrapped or carved in small bits and NOT cut. Try starting by rounding the edges of the soap to make it rounder.



Soap and Stone Sculptures



Soap Carving Art Project

Materials Provided:

- Bar of Ivory Soap
- Plastic Utensils
- Sculpting Tools

Materials Provided by Teacher / Volunteer:

- Newspaper to cover art area



Process:

1. This project may take 45 minutes.
2. Cover the art area or desks with newspaper to catch the soap shavings.
3. Discuss safety precautions in using the plastic utensils and sculpting tools.
4. Review how to sculpt soap suggestions in slide # 17.
5. Hand out print outs of soap and stone sculptures for ideas.
6. Hand out 1 bar of soap per student.
7. Hand out utensils and tools to share in groups of 3 or 4 students.
8. Remind the students to shave the soap and NOT cut large pieces off or the soap will break.
9. Let students carve and till satisfied.
10. Encourage the students to name their sculpture and enjoy!





The teaching of the arts and the humanities in our school is essential to all of us.

Our ability to communicate effectively, the growth and vitality of our cultural heritage, all depend upon understanding and appreciating The pivotal role of the arts and the humanities in developing a truly literate society.

~Andrew Haiskell, Chairman

President's Committee on Arts & the Humanities

Chairman of the Board, Time, Inc.