

# Liberty Pines Academy



**10901 Russell Sampson Rd.  
Saint Johns, FL 32259**



# Let's meet the artist...




1452-1519

**Leonardo Da Vinci**  
**(DUC-VIN-CHEE)**

# Leonardo Da Vinci (DUC-VIN-CHEE)

**Leonardo Da Vinci lived in Italy.**

**Italy**



About 500 years ago, during a famous period of art and learning called the **Renaissance**...

# Leonardo Da Vinci (DUC-VIN-CHEE)



**Da Vinci was born in the small Italian town of Vinci, Italy in 1452**

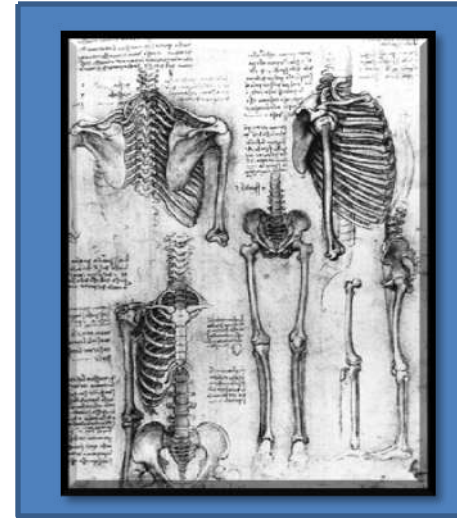


**He kept the name of his town for his own last name.**

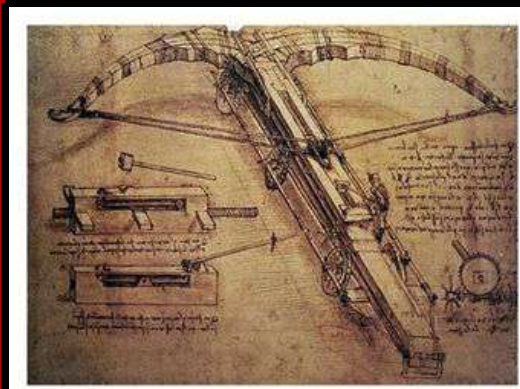
# Who was Leonardo Da Vinci?




•He had a keen eye and quick mind that led him to make important scientific discoveries, yet he never published his ideas.



•He was a gentle vegetarian who loved animals and despised war, yet he worked as a military engineer to invent advanced and deadly weapons.




•He was one of the greatest painters of the Italian Renaissance, yet he left only a handful of completed paintings.




# Leonardo was famous for his knowledge as...


- a painter
- a scientist
- an architect
- a town planner




Da Vinci



- a sculptor
- a writer
- an engineer
- an inventor



# Leonardo Da Vinci (DUC-VIN-CHEE)




**Da Vinci** lived during a time when people all over Europe were becoming interested in art. They wanted their cities, houses, and churches to be filled with beautiful statues and paintings.



This period of time was called the **Renaissance**.



# Leonardo Da Vinci (DUC-VIN-CHEE)



He made lots of notes with his drawings. They were all written backwards. To read Leonardo's notes, you would have to hold them up to a mirror. He probably didn't want people to read about his discoveries or steal his secrets.

# Leonardo Da Vinci (DUC-VIN-CHEE)



**Ginevra de 'Benci. 1474**

Da Vinci painted beautiful portraits. In this picture, he used what he had learned about nature and science to make the background as realistic as the lady.

It's not easy to see a real Da Vinci painting. **Ginevra di Benci** is the only artwork displayed in the United States, at the National Gallery of Art, Washington, DC.

# Leonardo Da Vinci


(DUC-VIN-CHEE)

## Mona Lisa 1503

Leonardo's most famous painting  
the *Mona Lisa*.

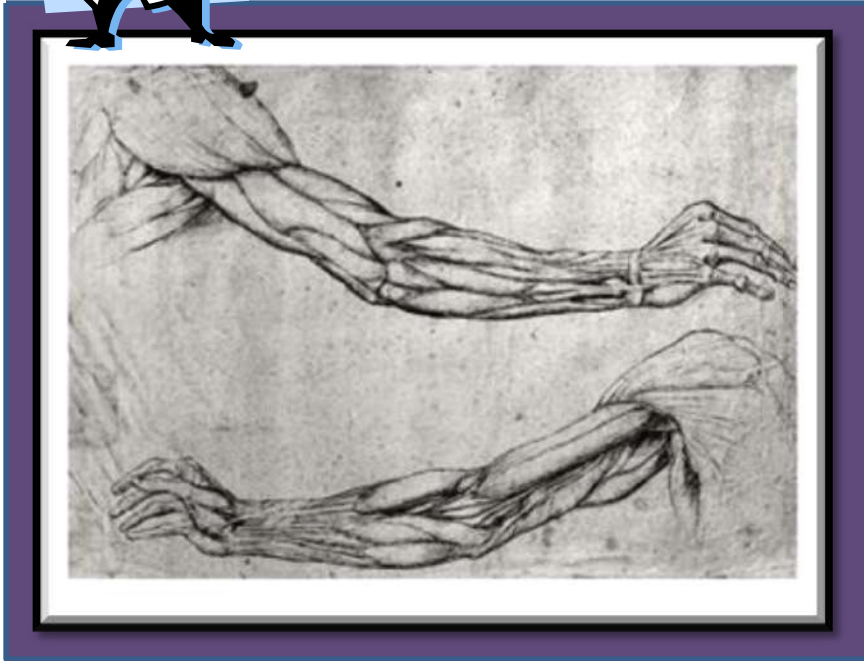
Ever since he painted the  
*Mona Lisa*, people have been  
talking about the mysterious look  
the lady has - *especially her  
smile.*

No matter where you stand, the  
**Mona Lisa** is always looking right  
into your eyes.

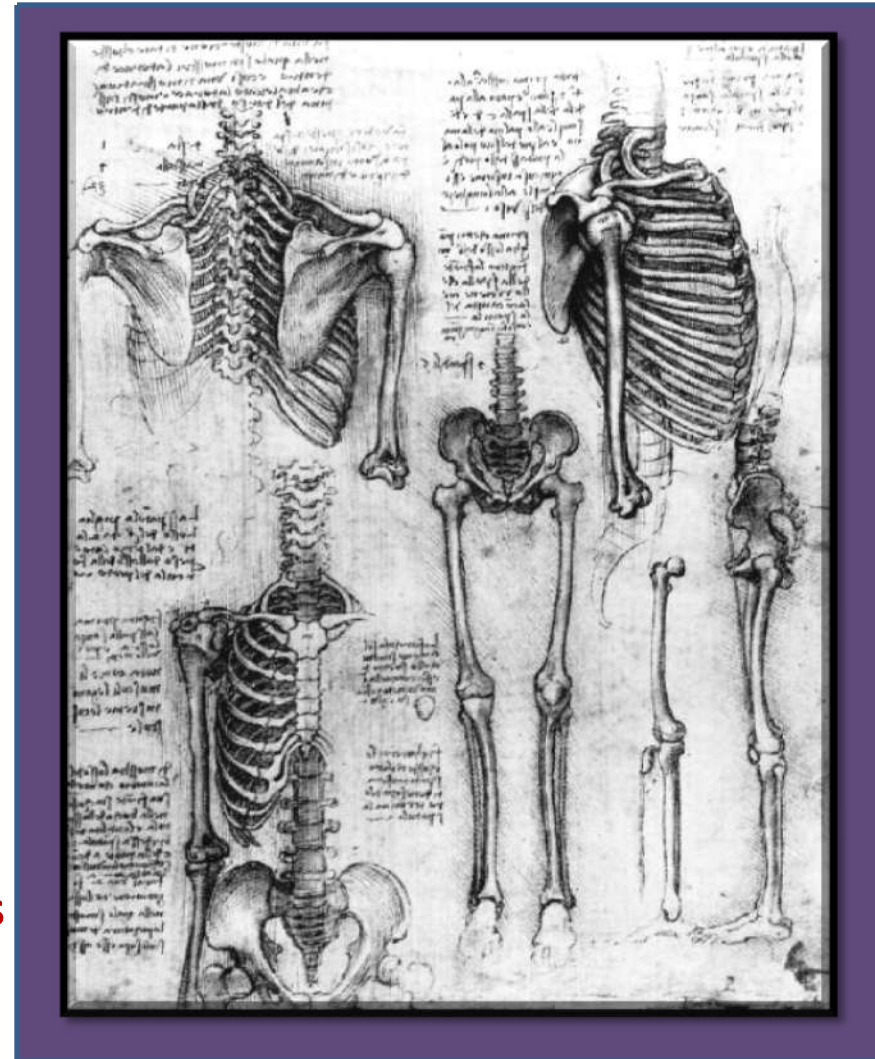




# Leonardo Da Vinci (DUC-VIN-CHEE)

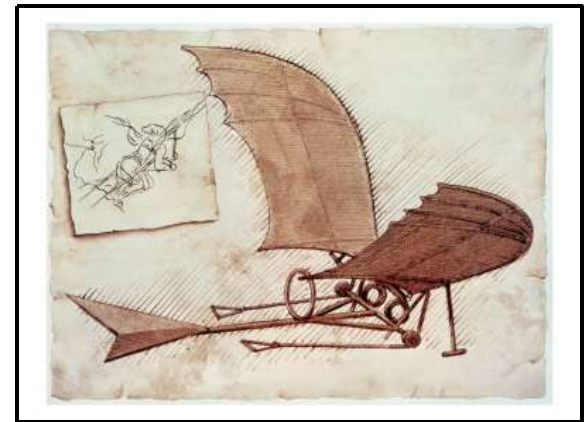




Da Vinci's drawings of the human body were so good that doctors used his pictures in medical books for hundreds of years.

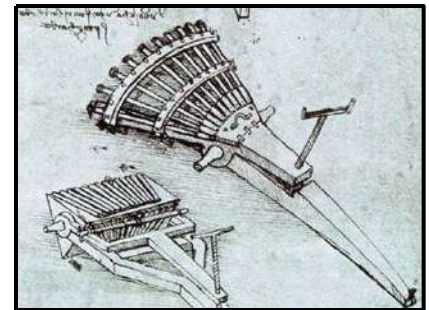


# Leonardo Da Vinci (DUC-VIN-CHEE)

He was the world's 1<sup>st</sup> scientific illustrator.



He was obsessed with flying machines and also drew the first cars, bicycles, machine guns, tanks and much more.

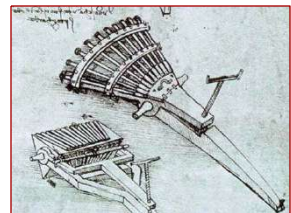
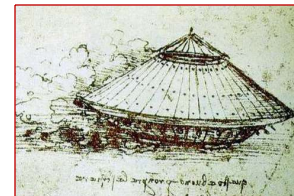
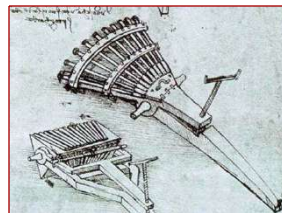
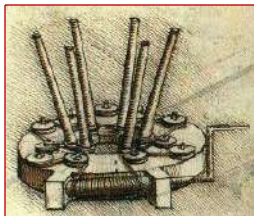


# Leonardo Da Vinci (DUC-VIN-CHEE)

Parent / teacher please go to  
**Leonardo's mystery machine**  
web site for a fun class activity.



<http://www.mos.org/sln/Leonardo/LeosMysteriousMachinery.html>



# Da Vinci Invention Art Project

## Materials Provided:

Drawing Paper

## Materials Provided by Volunteer / Teacher:

Pencils

Glue stick

## Process:

1. Have the class think of new ideas and inventions. Think and think. Brainstorm together and write the ideas on the board for all to see.

2. Suggestions:

- Think of things that can be built
- Or would be a new way to do something
- Or would make work easier
- Or improves the world in some way



3. For example, a new invention might be a dog food bowl that would automatically drop just the right amount of dog food from a chute into a bowl at the dog's dinner time. This idea from an invention has not been built, but it might be a good idea.

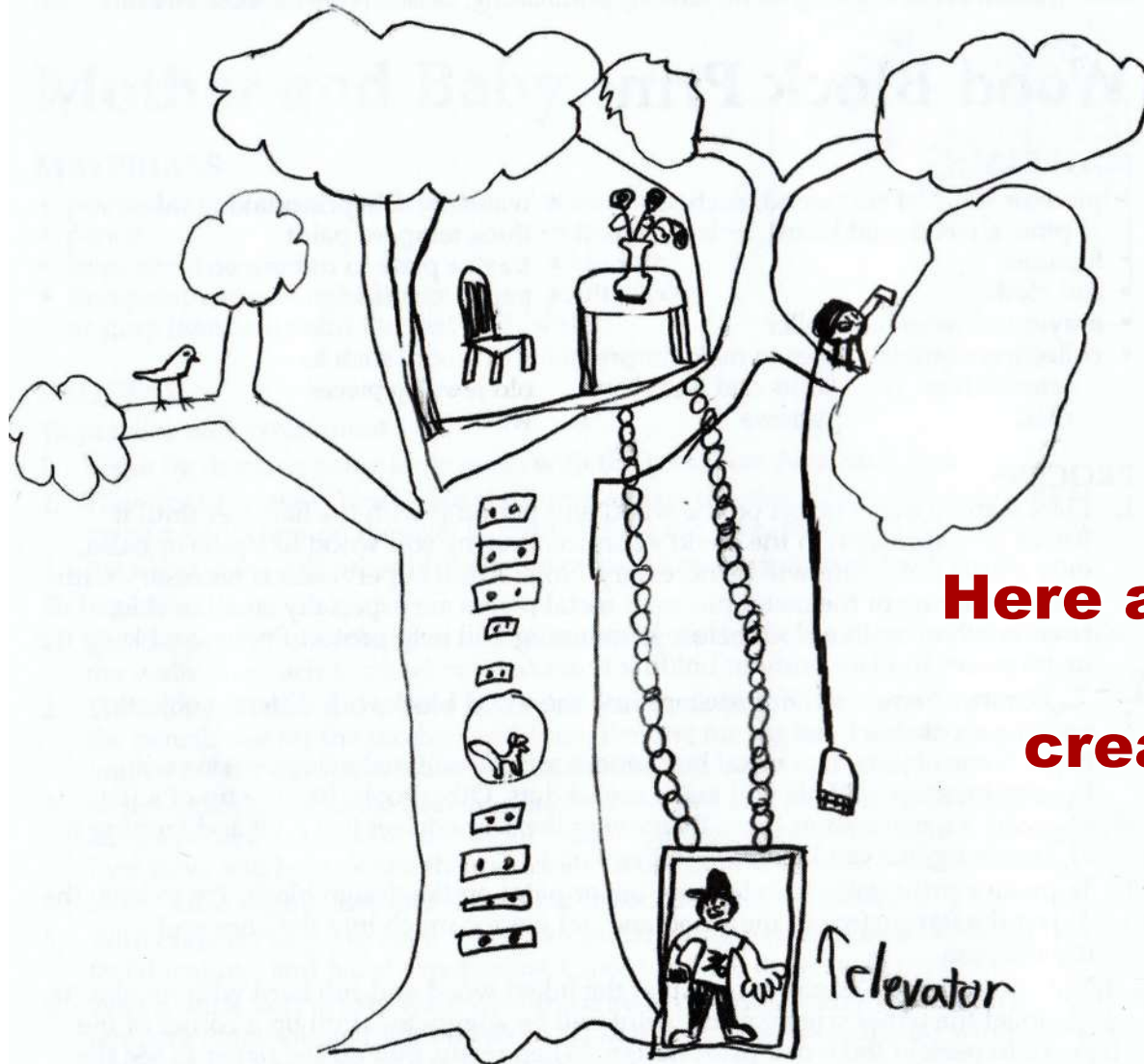
4. What other ideas are possible? Leave the ideas on the board.

5. Pass out paper and artist slip and have students write their name on the back of the paper and glue on the artist slip.

6. Students should then draw as many ideas as possible on the drawing paper.

7. Have the students think of a name for the invention .

# Da Vinci Invention Art Projcet

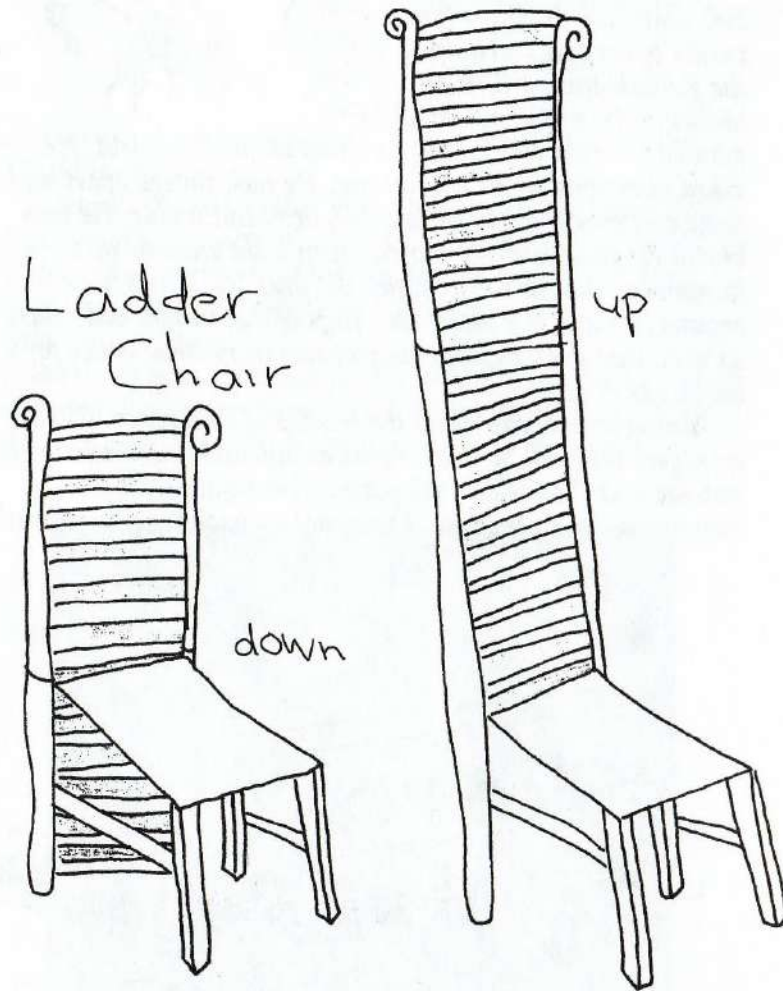


**Here are some examples  
of inventions  
created by students**


Jackie Lemon, age 9,  
Tree House Elevator Invention



# Da Vinci Invention Art Project



Jordan Drost, age 11,  
Ladder Chair



Madeline Vander Pol, age 8,  
Dog Feeder Invention



**The teaching of the arts and the humanities in our school is essential to all of us. Our ability to communicate effectively, the growth and vitality of our cultural heritage, all depend upon understanding and appreciating The pivotal role of the arts and the humanities in developing a truly literate society.**

**~Andrew Haiskell, Chairman  
President's Committee on Arts & the Humanities  
Chairman of the Board, Time, Inc.**