

# Georgia Milestones

Assessment System




## Study/Resource Guide for Students and Parents Analytic Geometry



The Study/Resource Guides are intended to serve as a resource for parents and students. They contain practice questions and learning activities for the course. The standards identified in the Study/Resource Guides address a sampling of the state-mandated content standards.

For the purposes of day-to-day classroom instruction, teachers should consult the wide array of resources that can be found at [www.georgiastandards.org](http://www.georgiastandards.org).

Study / Resource Guide



# Table of Contents

<b>THE GEORGIA MILESTONES ASSESSMENT SYSTEM</b>	<b>3</b>
GEORGIA MILESTONES END-OF-COURSE (EOC) ASSESSMENTS	4
<b>HOW TO USE THIS GUIDE</b>	<b>5</b>
<b>OVERVIEW OF THE ANALYTIC GEOMETRY EOC ASSESSMENT</b>	<b>6</b>
ITEM TYPES	6
DEPTH OF KNOWLEDGE DESCRIPTORS	7
DEPTH OF KNOWLEDGE EXAMPLE ITEMS	10
DESCRIPTION OF TEST FORMAT AND ORGANIZATION	17
<b>PREPARING FOR THE ANALYTIC GEOMETRY EOC ASSESSMENT</b>	<b>18</b>
STUDY SKILLS	18
ORGANIZATION—OR TAKING CONTROL OF YOUR WORLD	18
ACTIVE PARTICIPATION	18
TEST-TAKING STRATEGIES	18
PREPARING FOR THE ANALYTIC GEOMETRY EOC ASSESSMENT	19
<b>CONTENT OF THE ANALYTIC GEOMETRY EOC ASSESSMENT</b>	<b>20</b>
SNAPSHOT OF THE COURSE	21
UNIT 1: SIMILARITY, CONGRUENCE, AND PROOFS	22
UNIT 2: RIGHT TRIANGLE TRIGONOMETRY	64
UNIT 3: CIRCLES AND VOLUME	71
UNIT 4: EXTENDING THE NUMBER SYSTEM	99
UNIT 5: QUADRATIC FUNCTIONS	112
UNIT 6: GEOMETRIC AND ALGEBRAIC CONNECTIONS	164
UNIT 7: APPLICATIONS OF PROBABILITY	175
<b>ANALYTIC GEOMETRY ADDITIONAL PRACTICE ITEMS</b>	<b>188</b>
ADDITIONAL PRACTICE ITEMS ANSWER KEY	210
ADDITIONAL PRACTICE ITEMS SCORING RUBRICS AND EXEMPLAR RESPONSES	214

## THE GEORGIA MILESTONES ASSESSMENT SYSTEM



### Dear Student,

The **Georgia Milestones Analytic Geometry EOC Study/Resource Guide for Students and Parents** is intended as a resource for parents and students.

This guide contains information about the core content ideas and skills that are covered in the course. There are practice sample questions for every unit. The questions are fully explained and describe why each answer is either correct or incorrect. The explanations also help illustrate how each question connects to the Georgia state standards.

In addition, the guide includes activities that you can try to help you better understand the concepts taught in the course. The standards and additional instructional resources can be found on the Georgia Department of Education website, [www.georgiastandards.org](http://www.georgiastandards.org).

**Get ready—open this guide—and get started!**

## GEORGIA MILESTONES END-OF-COURSE (EOC) ASSESSMENTS

The EOC assessments serve as the final exam in certain courses. The courses are:

### English Language Arts

- Ninth Grade Literature and Composition
- American Literature and Composition

### Mathematics

- Algebra I
- Geometry
- Analytic Geometry
- Coordinate Algebra

### Science

- Physical Science
- Biology

### Social Studies

- United States History
- Economics/Business/Free Enterprise

### All End-of-Course tests accomplish the following:

- Ensure that students are learning
- Count as part of the course grade
- Provide data to teachers, schools, and school districts
- Identify instructional needs and help plan how to meet those needs
- Provide data for use in Georgia's accountability measures and reports

## HOW TO USE THIS GUIDE

### Let's get started!

First, preview the entire guide. Learn what is discussed and where to find helpful information. Even though the focus of this guide is Analytic Geometry, you need to keep in mind your overall good reading habits.

- 💡 Start reading with a pencil or a highlighter in your hand and sticky notes nearby.
- 💡 Mark the important ideas, the things you might want to come back to, or the explanations you have questions about. On that last point, your teacher is your best resource.
- 💡 You will find some key ideas and important tips to help you prepare for the test.
- 💡 You can learn about the different types of items on the test.
- 💡 When you come to the sample items, don't just read them, *do* them. Think about strategies you can use for finding the right answer. Then read the analysis of the item to check your work. The reasoning behind the correct answer is explained for you. It will help you see any faulty reasoning in the ones you may have missed.
- 💡 For constructed-response questions, you will be directed to a rubric or scoring guide so you can see what is expected. The rubrics provide guidance on how students earn score points, including criteria for how to earn partial credit for these questions. Always do your best on these questions. Even if you do not know all of the information, you can get partial credit for your responses.
- 💡 Use the activities in this guide to get hands-on understanding of the concepts presented in each unit.
- 💡 With the Depth of Knowledge (DOK) information, you can gauge just how complex the item is. You will see that some items ask you to recall information and others ask you to infer or go beyond simple recall. The assessment will require all levels of thinking.
- 💡 Plan your studying and schedule your time.
- 💡 Proper preparation will help you do your best!



## OVERVIEW OF THE ANALYTIC GEOMETRY EOC ASSESSMENT

### ITEM TYPES

The Analytic Geometry EOC assessment consists of **selected-response**, **technology-enhanced**, **constructed-response**, and **extended constructed-response** items.







A **selected-response** item, sometimes called a multiple-choice item, is a question, problem, or statement that is followed by four answer choices. These questions are worth one point.

A **technology-enhanced** item has a question, problem, or statement. You may be asked to select more than one right answer. Or, you may be asked to answer the first part of the question. Then, you will answer the second part of the question based on how you answered part one. These questions are worth 2 points. Partial credit may be awarded if you select some but not all of the correct answers or if you get one part of the question correct but not the other.

A **constructed-response** item asks a question and you provide a response that you construct on your own. These questions are worth two points. Partial credit may be awarded if part of the response is correct.

An **extended constructed-response** item is a specific type of constructed-response item that requires a longer, more detailed response. These items are worth four points. Partial credit may be awarded.

### Strategies for Answering Constructed-Response Items

-  Read the question or prompt carefully.
-  Think about what the question is asking you to do.
-  Add details, examples, or reasons that help support and explain your response.
-  Reread your response and be sure you have answered all parts of the question.
-  Be sure that the evidence you have provided supports your answer.
-  Your response will be scored based on the accuracy of your response and how well you have supported your answer with details and other evidence.

## DEPTH OF KNOWLEDGE DESCRIPTORS

Items found on the Georgia Milestones assessments, including the Analytic Geometry EOC assessment, are developed with a particular emphasis on the kinds of thinking required to answer questions. In current educational terms, this is referred to as Depth of Knowledge (DOK). DOK is measured on a scale of 1 to 4 and refers to the level of cognitive demand (different kinds of thinking) required to complete a task, or in this case, an assessment item. The following table shows the expectations of the four DOK levels in detail.

The DOK table lists the skills addressed in each level as well as common question cues. These question cues not only demonstrate how well you understand each skill but also relate to the expectations that are part of the state standards.

<b>Level 1—Recall of Information</b> Level 1 generally requires that you identify, list, or define. This level usually asks you to recall facts, terms, concepts, and trends and may ask you to identify specific information contained in documents, maps, charts, tables, graphs, or illustrations. Items that require you to “describe” and/or “explain” could be classified as Level 1 or Level 2. A Level 1 item requires that you just recall, recite, or reproduce information.	
<b>Skills Demonstrated</b>	<b>Question Cues</b>
<ul style="list-style-type: none"> <li>• Make observations</li> <li>• Recall information</li> <li>• Recognize formulas, properties, patterns, processes</li> <li>• Know vocabulary, definitions</li> <li>• Know basic concepts</li> <li>• Perform one-step processes</li> <li>• Translate from one representation to another</li> <li>• Identify relationships</li> </ul>	<ul style="list-style-type: none"> <li>• Find</li> <li>• List</li> <li>• Define</li> <li>• Identify; label; name</li> <li>• Choose; select</li> <li>• Compute; estimate</li> <li>• Express</li> <li>• Read from data displays</li> <li>• Order</li> </ul>

<b>Level 2—Basic Reasoning</b> Level 2 includes the engagement (use) of some mental processing beyond recalling or reproducing a response. A Level 2 “describe” and/or “explain” item would require that you go beyond a description or explanation of recalled information to describe and/or explain a result or “how” or “why.”	
<b>Skills Demonstrated</b>	<b>Question Cues</b>
<ul style="list-style-type: none"> <li>• Apply learned information to abstract and real-life situations</li> <li>• Use methods, concepts, and theories in abstract and real-life situations</li> <li>• Perform multi-step processes</li> <li>• Solve problems using required skills or knowledge (requires more than habitual response)</li> <li>• Make a decision about how to proceed</li> <li>• Identify and organize components of a whole</li> <li>• Extend patterns</li> <li>• Identify/describe cause and effect</li> <li>• Recognize unstated assumptions; make inferences</li> <li>• Interpret facts</li> <li>• Compare or contrast simple concepts/ideas</li> </ul>	<ul style="list-style-type: none"> <li>• Apply</li> <li>• Calculate; solve</li> <li>• Complete</li> <li>• Describe</li> <li>• Explain how; demonstrate</li> <li>• Construct data displays</li> <li>• Construct; draw</li> <li>• Analyze</li> <li>• Extend</li> <li>• Connect</li> <li>• Classify</li> <li>• Arrange</li> <li>• Compare; contrast</li> </ul>



**Level 3—Complex Reasoning**

Level 3 requires reasoning, using evidence, and thinking on a higher and more abstract level than Level 1 and Level 2. You will go beyond explaining or describing “how and why” to justifying the “how and why” through application and evidence. Level 3 items often involve making connections across time and place to explain a concept or a “big idea.”

Skills Demonstrated	Question Cues
<ul style="list-style-type: none"> <li>• Solve an open-ended problem with more than one correct answer</li> <li>• Create a pattern</li> <li>• Relate knowledge from several sources</li> <li>• Draw conclusions</li> <li>• Make predictions</li> <li>• Translate knowledge into new contexts</li> <li>• Compare and discriminate between ideas</li> <li>• Assess value of methods, concepts, theories, processes, and formulas</li> <li>• Make choices based on a reasoned argument</li> <li>• Verify the value of evidence, information, numbers, and data</li> </ul>	<ul style="list-style-type: none"> <li>• Plan; prepare</li> <li>• Predict</li> <li>• Create; design</li> <li>• Generalize</li> <li>• Justify; explain why; support; convince</li> <li>• Assess</li> <li>• Rank; grade</li> <li>• Test; judge</li> <li>• Recommend</li> <li>• Select</li> <li>• Conclude</li> </ul>

**Level 4—Extended Reasoning**

Level 4 requires the complex reasoning of Level 3 with the addition of planning, investigating, applying significant conceptual understanding, and/or developing that will most likely require an extended period of time. You may be required to connect and relate ideas and concepts *within* the content area or *among* content areas in order to be at this highest level. The Level 4 items would be a show of evidence, through a task, a product, or an extended response, that the cognitive demands have been met.

Skills Demonstrated	Question Cues
<ul style="list-style-type: none"> <li>• Analyze and synthesize information from multiple sources</li> <li>• Apply mathematical models to illuminate a problem or situation</li> <li>• Design a mathematical model to inform and solve a practical or abstract situation</li> <li>• Combine and synthesize ideas into new concepts</li> </ul>	<ul style="list-style-type: none"> <li>• Design</li> <li>• Connect</li> <li>• Synthesize</li> <li>• Apply concepts</li> <li>• Critique</li> <li>• Analyze</li> <li>• Create</li> <li>• Prove</li> </ul>

## DEPTH OF KNOWLEDGE EXAMPLE ITEMS

Example items that represent the applicable DOK levels across various Analytic Geometry content domains are provided on the following pages.

**All example and sample items contained in this guide are the property of the Georgia Department of Education.**

### Example Item 1

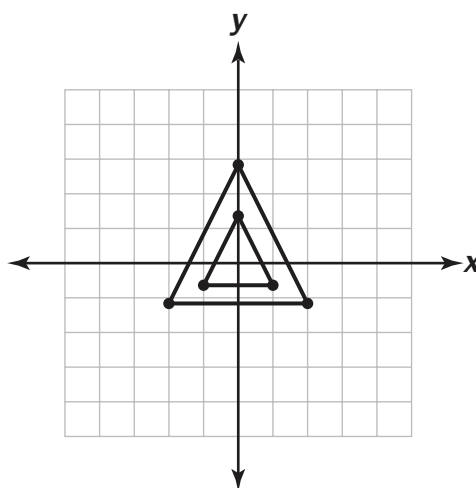
#### Selected-Response

**DOK Level 1:** This is a DOK Level 1 item because it requires the student to demonstrate an understanding of dilations and determine the scale factor.

**Analytic Geometry Content Domain:** Congruence and Similarity

**Standard:** MGSE9-12.G.SRT.1b. The dilation of a line segment is longer or shorter according to the ratio given by the scale factor.

**The smaller triangle is transformed to create the larger triangle. Which of these is the scale factor of the dilation centered at the point (0, 0)?**



- A. 4
- B. 2
- C. 1
- D.  $\frac{1}{2}$

**Correct Answer:** B

**Explanation of Correct Answer:** The correct answer is choice (B). Since the length of each segment has doubled, the scale factor is 2, choice (B). Each side length increases to a length of 4, but the scale factor is found by determining what the length is multiplied by, so choice (A) is incorrect. Choice (C) is incorrect since a scale factor of 1 does not change the size of the pre-image. Choice (D) is incorrect because it represents the scale factor when the pre-image and image are reversed.

## Example Item 2

### Constructed-Response

**DOK Level 2:** This is a DOK Level 2 item because it requires the student to apply a formula.

**Analytic Geometry Content Domain:** Equations and Measurement

**Standard:** MGSE9-12.G.GMD.3. Use volume formulas for cylinders, pyramids, cones, and spheres to solve problems.

**A sandcastle mold is in the shape of a cylinder with a diameter of 6 inches and a height of 8 inches.**

**To the nearest cubic inch, how much sand will fit in the sandcastle mold? Explain how you determined your answer. In your explanation, use the word pi instead of the symbol  $\pi$ . Write your answer on the lines provided.**

<hr/> <hr/> <hr/> <hr/> <hr/> <hr/> <hr/> <hr/> <hr/> <hr/> <hr/>
---

### Scoring Rubric

Points	Description
2	<p>The response achieves the following:</p> <ul style="list-style-type: none"> <li>• Student demonstrates full understanding of finding the volume of a cylinder. Award 2 points for a student response that contains both the following elements: <ul style="list-style-type: none"> <li>• States that 226 cubic inches of sand will fill the mold</li> <li>• Correctly explains how the volume was determined</li> </ul> </li> </ul>
1	<p>The response achieves the following:</p> <ul style="list-style-type: none"> <li>• Student shows partial understanding of finding the volume of a cylinder. Award 1 point for a student response that contains only one of the following elements: <ul style="list-style-type: none"> <li>• States that 226 cubic inches of sand will fill the mold</li> <li>• Correctly explains how the volume was determined</li> </ul> </li> </ul>
0	<p>The response achieves the following:</p> <ul style="list-style-type: none"> <li>• Student demonstrates limited to no understanding of finding the volume of a cylinder.</li> </ul>

### Exemplar Response

Points Awarded	Sample Response
2	<p>The mold will hold 226 cubic inches of sand.</p> <p>To find the radius of the circular base, I divided the diameter by 2. To find the area of the circular base, I squared the radius and multiplied by pi. To find the volume of the cylinder, I multiplied the area of the base by the height.</p>
1	<p>The mold will hold 151 cubic inches of sand.</p> <p>To find the radius of the circular base, I divided the diameter by 2. To find the area of the circular base, I squared the radius and multiplied by pi. To find the volume of the cylinder, I multiplied the area of the base by the height.</p>
0	<p><i>Student does not produce a correct response or a correct process.</i></p>

**Example Item 3****Extended Constructed-Response**

**DOK Level 3:** This is a DOK Level 3 item because it requires complex reasoning.

**Analytic Geometry Content Domain:** Expressions, Equations, and Functions

**Standard:** MGSE9-12.F.BF.1a. Determine an explicit expression and the recursive process (steps for calculation) from context. *For example, if Jimmy starts out with \$15 and earns \$2 a day, the explicit expression “ $2x+15$ ” can be described recursively (either in writing or verbally) as “to find out how much money Jimmy will have tomorrow, you add \$2 to his total today.”*

**Part A:** A graph of a quadratic function contains the points  $(-2, 0)$ ,  $(0, -12)$ , and  $(3, 0)$ . Alisa made a mistake when writing the explicit formula of the equation of the quadratic function. Her work is shown below:

I used points  $(-2, 0)$  and  $(3, 0)$  to show that  $(x - 2)$  and  $(x + 3)$  are factors of the function, giving  $y = a(x - 2)(x + 3)$ .

I used the point  $(0, -12)$  to find  $a$ .

$$-12 = a(0 - 2)(0 + 3)$$

$$-12 = -6a$$

$$2 = a$$

So, the equation of the quadratic function is  $y = 2(x - 2)(x + 3)$  or  $y = 2x^2 + 2x - 12$ .

Describe the mistake that Alisa made. Then explain how you could correct the equation of the quadratic function. Write your answer on the lines provided.

<hr/> <hr/> <hr/> <hr/> <hr/> <hr/> <hr/> <hr/> <hr/> <hr/>
---

**Part B:** An object is launched and follows the path expressed by the function  $h(t) = -16t^2 + 16t + 32$  where  $h$  is the height at  $t$  seconds. Find the height, in feet, of the object at 1 second after launch. Explain how you determined your answer. Write your answer on the lines provided.

<hr/>
<hr/>
<hr/>
<hr/>
<hr/>
<hr/>
<hr/>
<hr/>
<hr/>
<hr/>

## Scoring Rubric

Points	Description
4	<p>The response achieves the following:</p> <ul style="list-style-type: none"> <li>• Response demonstrates a complete understanding of deriving the equation of a parabola from three points and evaluating a quadratic function. Award 4 points for a student response that contains all four of the following elements: <ul style="list-style-type: none"> <li>• Identifies that the error in Part A involves using incorrect factors</li> <li>• Tells how the equation in Part A can be corrected</li> <li>• Gives a response of 32 feet for Part B</li> <li>• Explains how the response to Part B was determined</li> </ul> </li> </ul> <p><b>Scoring Note:</b> There are multiple valid ways of solving Part B. Accept any valid method.</p>
3	<p>The response achieves the following:</p> <ul style="list-style-type: none"> <li>• Response demonstrates a nearly complete understanding of deriving the equation of a parabola from three points and evaluating a quadratic function. Award 3 points for a student response that contains three of the following elements: <ul style="list-style-type: none"> <li>• Identifies that the error in Part A involves using incorrect factors</li> <li>• Tells how the equation in Part A can be corrected</li> <li>• Gives a response of 32 feet for Part B</li> <li>• Explains how the response to Part B was determined</li> </ul> </li> </ul> <p><b>Scoring Note:</b> There are multiple valid ways of solving Part B. Accept any valid method.</p>
2	<p>The response achieves the following:</p> <ul style="list-style-type: none"> <li>• Response demonstrates a partial understanding of deriving the equation of a parabola from three points and evaluating a quadratic function. Award 2 points for a student response that contains two of the following elements: <ul style="list-style-type: none"> <li>• Identifies that the error in Part A involves using incorrect factors</li> <li>• Tells how the equation in Part A can be corrected</li> <li>• Gives a response of 32 feet for Part B</li> <li>• Explains how the response to Part B was determined</li> </ul> </li> </ul> <p><b>Scoring Note:</b> There are multiple valid ways of solving Part B. Accept any valid method.</p>
1	<p>The response achieves the following:</p> <ul style="list-style-type: none"> <li>• Response demonstrates a minimal understanding of deriving the equation of a parabola from three points and evaluating a quadratic function. Award 1 point for a student response that contains only one of the following elements: <ul style="list-style-type: none"> <li>• Identifies that the error in Part A involves using incorrect factors</li> <li>• Tells how the equation in Part A can be corrected</li> <li>• Gives a response of 32 feet for Part B</li> <li>• Explains how the response to Part B was determined</li> </ul> </li> </ul> <p><b>Scoring Note:</b> There are multiple valid ways of solving Part B. Accept any valid method.</p>
0	<p>The response achieves the following:</p> <ul style="list-style-type: none"> <li>• Response demonstrates limited to no understanding of deriving the equation of a parabola from three points and evaluating a quadratic function.</li> </ul>

**Exemplar Response**

<b>Points Awarded</b>	<b>Response</b>
4	<p>Part A: Alisa used the wrong signs for the constant terms when writing the binomial factors of the function. They should be <math>(x + 2)</math> and <math>(x - 3)</math>. She could correct the equation of the function by changing the addition symbol in front of the term <math>2x</math> to a subtraction symbol.</p> <p>Part B: The height at 1 second is 32 feet.</p> <p>I substituted 1 for <math>t</math> in the equation of the function. Then I simplified the right side of the equation to find the value of <math>h</math>.</p>
3	<p>Part A: Alisa used the wrong signs for the constant terms when writing the binomial factors of the function. She could correct the equation of the function by changing the addition symbol in front of the term <math>2x</math> to a subtraction symbol.</p> <p>Part B: The height at 1 second is 32 feet.</p>
2	<p>Part A: Alisa used the wrong signs for the constant terms when writing the binomial factors of the function. She could correct the equation of the function by changing the subtraction symbol in front of the term 12 to an addition symbol.</p> <p>Part B: The height at 1 second is 32 feet.</p>
1	<p>Part A: Alisa used the wrong signs for the constant terms when writing the binomial factors of the function. She could correct the equation of the function by changing the subtraction symbol in front of the term 12 to an addition symbol.</p> <p>Part B: The height at 1 second is 64 feet.</p>
0	<i>Student does not produce a correct response or a correct process.</i>



## DESCRIPTION OF TEST FORMAT AND ORGANIZATION

The Georgia Milestones Analytic Geometry EOC assessment consists of a total of 73 items. You will be asked to respond to selected-response (multiple-choice), technology-enhanced, constructed-response, and extended constructed-response items.

The test will be given in two sections.

- You may have up to 85 minutes per section to complete Sections 1 and 2.
- The total estimated testing time for the Analytic Geometry EOC assessment ranges from approximately 120 to 170 minutes. Total testing time describes the amount of time you have to complete the assessment. It does not take into account the time required for the test examiner to complete pre-administration and post-administration activities (such as reading the standardized directions to students).
- Sections 1 and 2 may be administered on the same day or across two consecutive days, based on the district's testing protocols for the EOC measures (in keeping with state guidance).
- During the Analytic Geometry EOC assessment, a formula sheet will be available for you to use. Another feature of the Analytic Geometry assessment is that you may use a graphing calculator in calculator-approved sections.

### Effect on Course Grade

It is important that you take this course and the EOC assessment very seriously.

- For students in Grade 10 or above beginning with the 2011–2012 school year, the final grade in each course is calculated by weighing the course grade 85% and the EOC score 15%.
- For students in Grade 9 beginning with the 2011–2012 school year and later, the final grade in each course is calculated by weighing the course grade 80% and the EOC score 20%.
- A student must have a final grade of at least 70% to pass the course and to earn credit toward graduation.




## PREPARING FOR THE ANALYTIC GEOMETRY EOC ASSESSMENT

### STUDY SKILLS

As you prepare for this test, ask yourself the following questions:





- \* How would you describe yourself as a student?
- \* What are your study skills strengths and/or weaknesses?
- \* How do you typically prepare for a classroom test?
- \* What study methods do you find particularly helpful?
- \* What is an ideal study situation or environment for you?
- \* How would you describe your actual study environment?
- \* How can you change the way you study to make your study time more productive?

### ORGANIZATION—OR TAKING CONTROL OF YOUR WORLD

-  Establish a study area that has minimal distractions.
-  Gather your materials in advance.
-  Develop and implement your study plan.

### ACTIVE PARTICIPATION

The most important element in your preparation is *you*. You and your actions are the key ingredient. Your active studying helps you stay alert and be more productive. In short, you need to interact with the course content. Here's how you do it.

-  Carefully read the information and then DO something with it. Mark the important material with a highlighter, circle it with a pen, write notes on it, or summarize the information in your own words.
-  Ask questions. As you study, questions often come into your mind. Write them down and actively seek the answers.
-  Create sample test questions and answer them.
-  Find a friend who is also planning to take the test and quiz each other.

### TEST-TAKING STRATEGIES

Part of preparing for a test is having a set of strategies you can draw from. Include these strategies in your plan:

- \* Read and understand the directions completely. If you are not sure, ask a teacher.
- \* Read each question and all of the answer choices carefully.
- \* If you use scratch paper, make sure you copy your work to your test accurately.
- \* Underline important parts of each task. Make sure that your answer goes on the answer sheet.

- \* Be aware of time. If a question is taking too much time, come back to it later.
- \* Answer all questions. Check your answers for accuracy. For constructed-response questions, do as much as you can. Remember, partially correct responses will earn a partial score.
- \* Stay calm and do the best you can.

## **PREPARING FOR THE ANALYTIC GEOMETRY EOC ASSESSMENT**





Read this guide to help prepare for the Analytic Geometry EOC assessment.

The section of the guide titled “Content of the Analytic Geometry EOC Assessment” provides a snapshot of the Analytic Geometry course. In addition to reading this guide, do the following to prepare to take the assessment:

- Read your resources and other materials.
- Think about what you learned, ask yourself questions, and answer them.
- Read and become familiar with the way questions are asked on the assessment.
- Look at the sample answers for the constructed-response items to familiarize yourself with the elements of the exemplary responses. The rubrics will explain what is expected of you, point by point.
- Answer some practice Analytic Geometry questions.
- There are additional items to practice your skills available online. Ask your teacher about online practice sites that are available for your use.

## CONTENT OF THE ANALYTIC GEOMETRY EOC ASSESSMENT





Up to this point in the guide, you have been learning how to prepare for taking the EOC assessment. Now you will learn about the topics and standards that are assessed in the Analytic Geometry EOC assessment and will see some sample items.

-  The first part of this section focuses on what will be tested. It also includes sample items that will let you apply what you have learned in your classes and from this guide.
-  The next part contains additional items to practice your skills.
-  The next part contains a table that shows the standard assessed for each item, the DOK level, the correct answer (key), and a rationale/explanation of the right and wrong answers.
-  You can use the sample items to familiarize yourself with the item formats found on the assessment.

**All example and sample items contained in this guide are the property of the Georgia Department of Education.**

The Analytic Geometry EOC assessment will assess the Analytic Geometry standards documented at [www.georgiastandards.org](http://www.georgiastandards.org).

The content of the assessment is organized into five groupings, or domains, of standards for the purpose of providing feedback on student performance.

-  A content domain is a reporting category that *broadly* describes and defines the content of the course, as measured by the EOC assessment.
-  On the actual test the standards for Analytic Geometry are grouped into five domains that follow your classwork: Congruence and Similarity; Circles; Equations and Measurement; Expressions, Equations, and Functions (*including Number*); and Statistics and Probability.
-  Each domain was created by organizing standards that share similar content characteristics.
-  The content standards describe the level of understanding each student is expected to achieve. They include the knowledge, concepts, and skills assessed on the EOC assessment, and they are used to plan instruction throughout the course.

## SNAPSHOT OF THE COURSE

This section of the guide is organized into seven units that review the material taught within the five domains of the Analytic Geometry course. The material is presented by concept rather than by category or standard. In each unit you will find sample items similar to what you will see on the EOC assessment. The next section of the guide contains additional items to practice your skills followed by a table that shows for each item the standard assessed, the DOK level, the correct answer (key), and a rationale/explanation about the key and distractors.

**All example and sample items contained in this guide are the property of the Georgia Department of Education.**

The more you understand about the concepts in each unit, the greater your chances of getting a good score on the EOC assessment.

## UNIT 1: SIMILARITY, CONGRUENCE, AND PROOFS

This unit introduces the concepts of similarity and congruence. The definition of similarity is explored through dilation transformations. The concept of scale factor with respect to dilations allows figures to be enlarged or reduced. Rigid motions lead to the definition of congruence. Once congruence is established, various congruence criteria (e.g., ASA, SSS, and SAS) can be explored. Once similarity is established, various similarity criteria (e.g., AA) can be explored. These criteria, along with other postulates and definitions, provide a framework to be able to prove various geometric proofs. In this unit, various geometric figures are constructed. These topics allow students a deeper understanding of formal reasoning, which will be beneficial throughout the remainder of Analytic Geometry. Students are asked to prove theorems about parallelograms. Theorems include opposite sides are congruent, opposite angles are congruent, the diagonals of a parallelogram bisect each other, and, conversely, rectangles are parallelograms with congruent diagonals. The method for proving is not specified, so it could be done by using knowledge of congruency and establishing a formalized proof, it could be proven by constructions, or it could be proved algebraically by using the coordinate plane.

### Understand Similarity in Terms of Similarity Transformations

**MGSE9-12.G.SRT.1** Verify experimentally the properties of dilations given by a center and a scale factor.

- a. The dilation of a line not passing through the center of the dilation results in a parallel line and leaves a line passing through the center unchanged.
- b. The dilation of a line segment is longer or shorter according to the ratio given by the scale factor.

**MGSE9-12.G.SRT.2** Given two figures, use the definition of similarity in terms of similarity transformations to decide if they are similar; explain, using similarity transformations, the meaning of similarity for triangles as the equality of all corresponding pairs of angles and the proportionality of all corresponding pairs of sides.

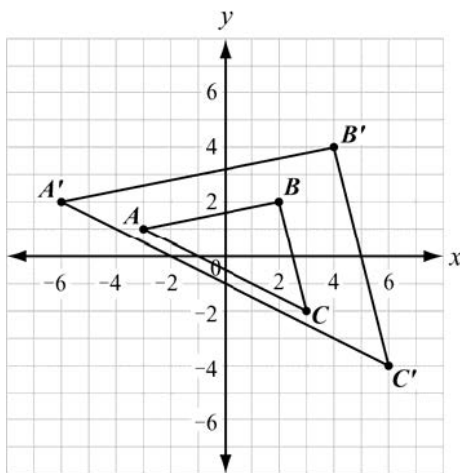
**MGSE9-12.G.SRT.3** Use the properties of similarity transformations to establish the AA criterion for two triangles to be similar.

### KEY IDEAS

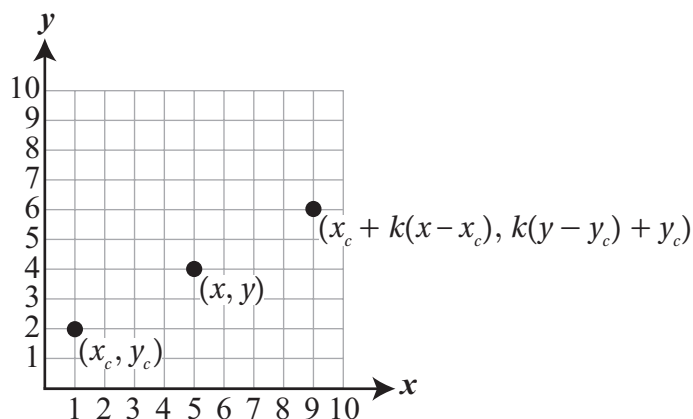
1. A **dilation** is a transformation that changes the size of a figure, but not the shape, based on a ratio given by a **scale factor** with respect to a fixed point called the **center**. When the scale factor is greater than 1, the figure is made larger. When the scale factor is between 0 and 1, the figure is made smaller. When the scale factor is 1, the figure does not change. When the center of dilation is the origin, you can multiply each coordinate of the original figure, or **pre-image**, by the scale factor to find the coordinates of the dilated figure, or **image**.

**Example:**

The diagram below shows  $\triangle ABC$  dilated about the origin with a scale factor of 2 to create  $\triangle A'B'C'$ .



2. When the center of dilation is not the origin, you can use a rule that is derived from shifting the center of dilation, multiplying the shifted coordinates by the scale factor, and then shifting the center of dilation back to its original location. For a point  $(x, y)$  and a center of dilation  $(x_c, y_c)$ , the rule for finding the coordinates of the dilated point with a scale factor of  $k$  is  $(x_c + k(x - x_c), y_c + k(y - y_c))$ .



When a figure is transformed under a dilation, the **corresponding angles** of the pre-image and the image have equal measures.

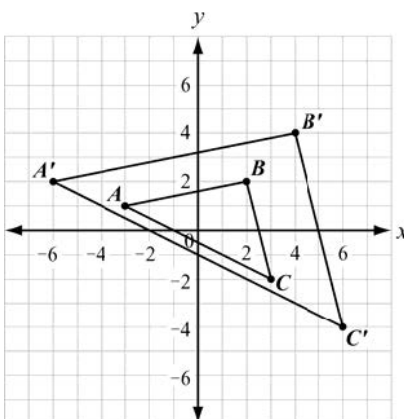
For  $\triangle ABC$  and  $\triangle A'B'C'$  on the next page,  $\angle A \cong \angle A'$ ,  $\angle B \cong \angle B'$ , and  $\angle C \cong \angle C'$ .

When a figure is transformed under a dilation, the **corresponding sides** of the pre-image and the image are proportional.

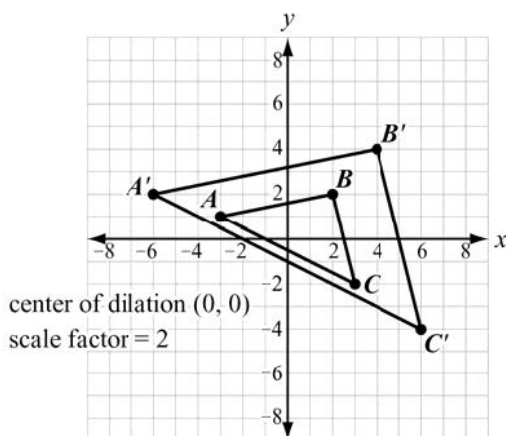
For  $\triangle ABC$  and  $\triangle A'B'C'$  on the next page,  $\frac{AB}{A'B'} = \frac{BC}{B'C'} = \frac{AC}{A'C'}$ .

**So, when a figure is under a dilation transformation, the pre-image and the image are *similar*.**

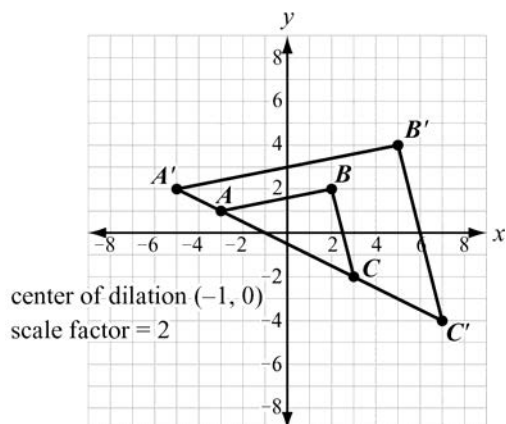
For  $\triangle ABC$  and  $\triangle A'B'C'$  below,  $\triangle ABC \sim \triangle A'B'C'$ .



3. When a figure is dilated, a segment of the pre-image that does not pass through the center of dilation is parallel to its image. In the figure below,  $\overline{AC} \parallel \overline{A'C'}$  since neither segment passes through the center of dilation. The same is true about  $\overline{AB}$  and  $\overline{A'B'}$  as well as  $\overline{BC}$  and  $\overline{B'C'}$ .



When the segment of a figure does pass through the center of dilation, the segment of the pre-image and image are on the same line. In the figure below, the center of dilation is on  $\overline{AC}$ , so  $\overline{AC}$  and  $\overline{A'C'}$  are on the same line.



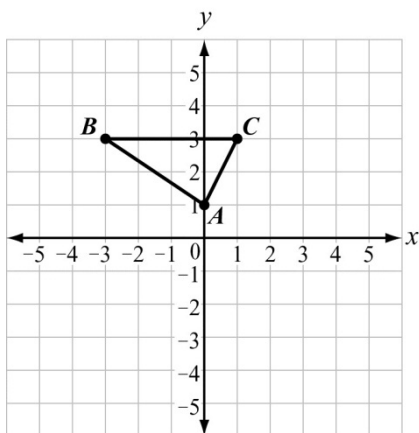


## REVIEW EXAMPLES

1. Draw a triangle with vertices at  $A(0, 1)$ ,  $B(-3, 3)$ , and  $C(1, 3)$ . Dilate the triangle using a scale factor of 1.5 and a center of  $(0, 0)$ . Sketch and name the dilated triangle  $A'B'C'$ .

**Solution:**

Plot points  $A(0, 1)$ ,  $B(-3, 3)$ , and  $C(1, 3)$ . Draw  $\overline{AB}$ ,  $\overline{AC}$ , and  $\overline{BC}$ .



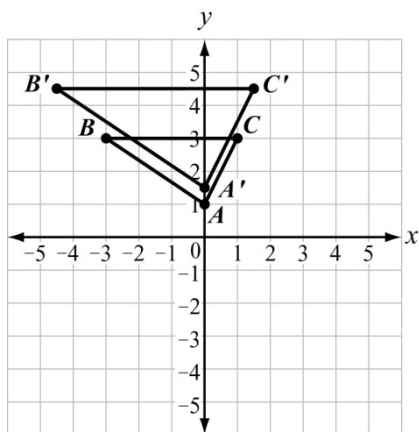
The center of dilation is the origin, so to find the coordinates of the image, multiply the coordinates of the pre-image by the scale factor 1.5.

Point  $A'$ :  $(1.5 \cdot 0, 1.5 \cdot 1) = (0, 1.5)$

Point  $B'$ :  $(1.5 \cdot (-3), 1.5 \cdot 3) = (-4.5, 4.5)$

Point  $C'$ :  $(1.5 \cdot 1, 1.5 \cdot 3) = (1.5, 4.5)$

Plot points  $A'(0, 1.5)$ ,  $B'(-4.5, 4.5)$ , and  $C'(1.5, 4.5)$ . Draw  $\overline{A'B'}$ ,  $\overline{A'C'}$ , and  $\overline{B'C'}$ .



**Note:** Since no part of the pre-image passes through the center of dilation,  $\overline{BC} \parallel \overline{B'C'}$ ,  $\overline{AB} \parallel \overline{A'B'}$ , and  $\overline{AC} \parallel \overline{A'C'}$ .

2. Line segment  $CD$  is 5 inches long. If line segment  $CD$  is dilated to form line segment  $C'D'$  with a scale factor of 0.6, what is the length of line segment  $C'D'$ ?

**Solution:**

The ratio of the length of the image and the pre-image is equal to the scale factor.

$$\frac{C'D'}{CD} = 0.6$$

Substitute 5 for  $CD$ .

$$\frac{C'D'}{5} = 0.6$$

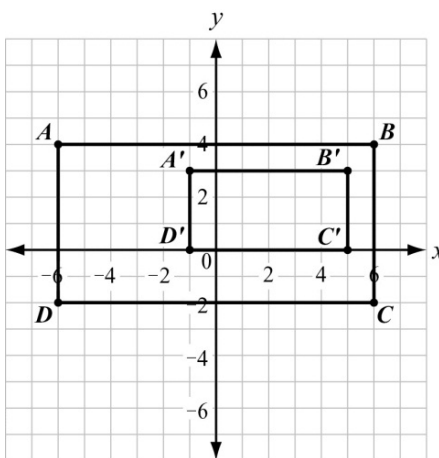
Solve for  $C'D'$ .

$$C'D' = 0.6 \cdot 5$$

$$C'D' = 3$$

The length of line segment  $C'D'$  is 3 inches.

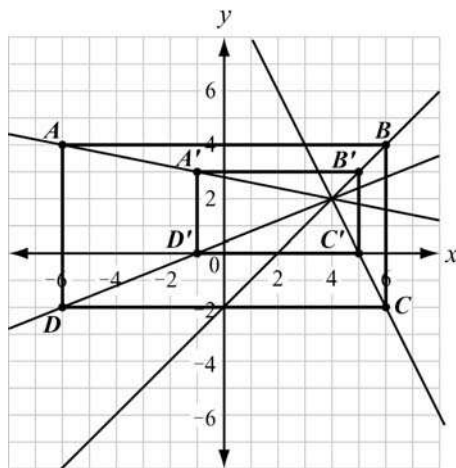
3. Figure  $A'B'C'D'$  is a dilation of figure  $ABCD$ .



- Determine the center of dilation.
- Determine the scale factor of the dilation.
- What is the relationship between the sides of the pre-image and the corresponding sides of the image?

**Solution:**

- a. To find the center of dilation, draw lines connecting each corresponding vertex from the pre-image to the image. The lines meet at the center of dilation.



The center of dilation is (4, 2).

- b. Find the ratios of the lengths of the corresponding sides.

$$\frac{A'B'}{AB} = \frac{6}{12} = \frac{1}{2}$$

$$\frac{B'C'}{BC} = \frac{3}{6} = \frac{1}{2}$$

$$\frac{C'D'}{CD} = \frac{6}{12} = \frac{1}{2}$$

$$\frac{A'D'}{AD} = \frac{3}{6} = \frac{1}{2}$$

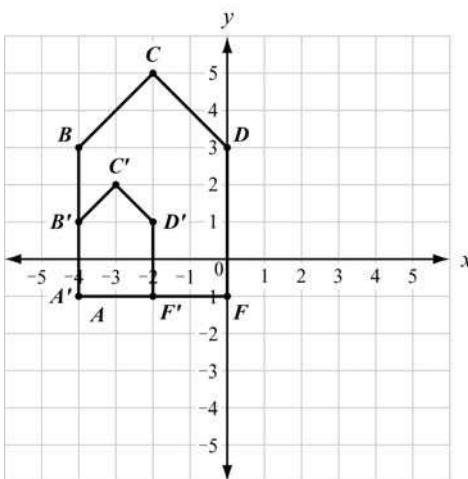
The ratio for each pair of corresponding sides is  $\frac{1}{2}$ , so the scale factor is  $\frac{1}{2}$ .

- c. Each side of the image is parallel to the corresponding side of its pre-image and is  $\frac{1}{2}$  the length.

**Note:** Lines connecting corresponding points pass through the center of dilation.

## SAMPLE ITEMS

1. Figure  $A'B'C'D'F'$  is a dilation of figure  $ABCDF$  by a scale factor of  $\frac{1}{2}$ . The dilation is centered at  $(-4, -1)$ .



Which statement is true?

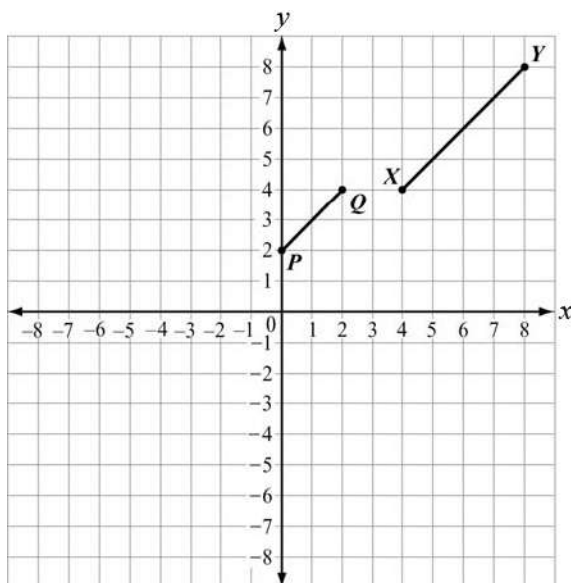
- A.  $\frac{AB}{A'B'} = \frac{B'C'}{BC}$
- B.  $\frac{AB}{A'B'} = \frac{BC}{B'C'}$
- C.  $\frac{AB}{A'B'} = \frac{BC}{D'F'}$
- D.  $\frac{AB}{A'B'} = \frac{D'F'}{BC}$

Correct Answer: B

2. Which transformation results in a figure that is similar to the original figure but has a greater area?
- A. a dilation of  $\triangle QRS$  by a scale factor of 0.25
- B. a dilation of  $\triangle QRS$  by a scale factor of 0.5
- C. a dilation of  $\triangle QRS$  by a scale factor of 1
- D. a dilation of  $\triangle QRS$  by a scale factor of 2

Correct Answer: D

3. In the coordinate plane, segment  $\overline{PQ}$  is the result of a dilation of segment  $\overline{XY}$  by a scale factor of  $\frac{1}{2}$ .



Which point is the center of dilation?

- A.  $(-4, 0)$
- B.  $(0, -4)$
- C.  $(0, 4)$
- D.  $(4, 0)$

**Correct Answer:** A

**Note:** Draw lines connecting corresponding points to determine the point of intersection (center of dilation).

## Prove Theorems Involving Similarity

**MGSE9-12.G.SRT.4** Prove theorems about triangles. Theorems include: a line parallel to one side of a triangle divides the other two proportionally, (and its converse); the Pythagorean Theorem using triangle similarity.

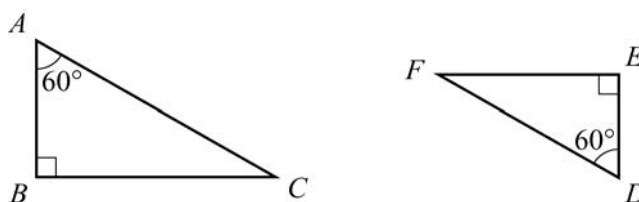
**MGSE9-12.G.SRT.5** Use congruence and similarity criteria for triangles to solve problems and to prove relationships in geometric figures.

### KEY IDEAS

1. When proving that two triangles are similar, it is sufficient to show that two pairs of corresponding angles of the triangles are congruent. This is called **Angle-Angle (AA) Similarity**.

#### Example:

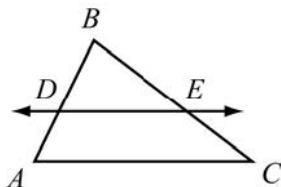
The triangles below are similar by AA Similarity because each triangle has a  $60^\circ$  angle and a  $90^\circ$  angle. The similarity statement is written as  $\triangle ABC \sim \triangle DEF$ , and the order in which the vertices are written indicates which angles/sides correspond to each other.



2. When a triangle is dilated, the pre-image and the image are similar triangles. There are three cases of triangles being dilated:
  - The image is congruent to the pre-image (scale factor of 1).
  - The image is smaller than the pre-image (scale factor between 0 and 1).
  - The image is larger than the pre-image (scale factor greater than 1).
3. When two triangles are **similar**, all corresponding pairs of angles are congruent.
4. When two triangles are **similar**, all corresponding pairs of sides are proportional.
5. When two triangles are **congruent**, the triangles are also similar.
6. A **two-column proof** is a series of statements and reasons often displayed in a chart that works from given information to the statement that needs to be proven. Reasons can be given information, can be based on definitions, or can be based on postulates or theorems.
7. A **paragraph proof** also uses a series of statements and reasons that work from given information to the statement that needs to be proven, but the information is presented as running text in paragraph form.

## REVIEW EXAMPLES

1. In the triangle shown,  $\overline{AC} \parallel \overline{DE}$ .

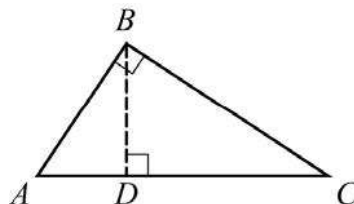


Prove that  $\overline{DE}$  divides  $\overline{AB}$  and  $\overline{CB}$  proportionally.

**Solution:**

Step	Statement	Justification
1	$\overline{AC} \parallel \overline{DE}$	Given
2	$\angle BDE \cong \angle BAC$	If two parallel lines are cut by a transversal, then corresponding angles are congruent.
3	$\angle DBE \cong \angle ABC$	Reflexive Property of Congruence because they are the same angle
4	$\triangle DBE \sim \triangle ABC$	Angle-Angle (AA) Similarity
5	$\frac{BA}{BD} = \frac{BC}{BE}$	Corresponding sides of similar triangles are proportional.
6	$BD + DA = BA$ $BE + EC = BC$	Segment Addition Postulate
7	$\frac{BD + DA}{BD} = \frac{BE + EC}{BE}$	Substitution
8	$\frac{BD}{BD} + \frac{DA}{BD} = \frac{BE}{BE} + \frac{EC}{BE}$	Rewrite each fraction as a sum of two fractions.
9	$1 + \frac{DA}{BD} = 1 + \frac{EC}{BE}$	Simplify
10	$\frac{DA}{BD} = \frac{EC}{BE}$	Subtraction Property of Equality
11	$\overline{DE}$ divides $\overline{AB}$ and $\overline{CB}$ proportionally.	Definition of proportionality

2. Gale is trying to prove the Pythagorean Theorem using similar triangles. Part of her proof is shown below.



Step	Statement	Justification
1	$\angle ABC \cong \angle BDC$	All right angles are congruent.
2	$\angle ACB \cong \angle BCD$	Reflexive Property of Congruence
3	$\triangle ABC \sim \triangle BDC$	Angle-Angle (AA) Similarity
4	$\frac{BC}{DC} = \frac{AC}{BC}$	Corresponding sides of similar triangles are proportional.
5	$BC^2 = AC \cdot DC$	In a proportion, the product of the means equals the product of the extremes.
6	$\angle ABC \cong \angle ADB$	All right angles are congruent.
7	$\angle BAC \cong \angle DAB$	Reflexive Property of Congruence
8	$\triangle ABC \sim \triangle ADB$	Angle-Angle (AA) Similarity
9	$\frac{AB}{AD} = \frac{AC}{AB}$	Corresponding sides of similar triangles are proportional.
10	$AB^2 = AC \cdot AD$	In a proportion, the product of the means equals the product of the extremes.

What should Gale do to finish her proof?

**Solution:**

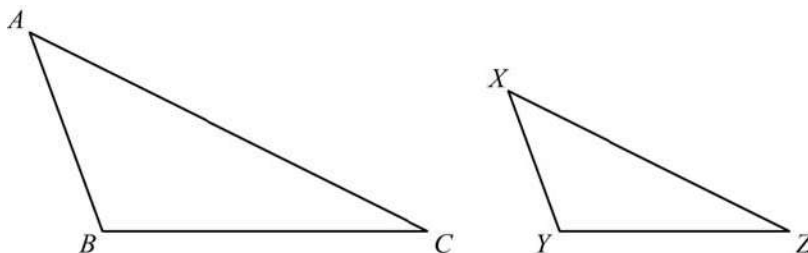
Step	Statement	Justification
11	$AB^2 + BC^2 = AC \cdot AD + AC \cdot DC$	Addition Property of Equality
12	$AB^2 + BC^2 = AC(AD + DC)$	Distributive Property
13	$AC = AD + DC$	Segment Addition Postulate
14	$AB^2 + BC^2 = AC \cdot AC$	Substitution
15	$AB^2 + BC^2 = AC^2$	Definition of exponent

$AB^2 + BC^2 = AC^2$  is a statement of the Pythagorean Theorem, so Gale's proof is complete.



## SAMPLE ITEMS

In the triangles shown,  $\triangle ABC$  is dilated by a factor of  $\frac{2}{3}$  to form  $\triangle XYZ$ .

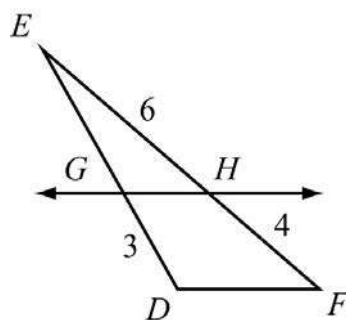


Given that  $m\angle A = 50^\circ$  and  $m\angle B = 100^\circ$ , what is  $m\angle Z$ ?

- A.  $15^\circ$
- B.  $25^\circ$
- C.  $30^\circ$
- D.  $50^\circ$

Correct Answer: C

In the triangle shown,  $\overline{GH} \parallel \overline{DF}$ .

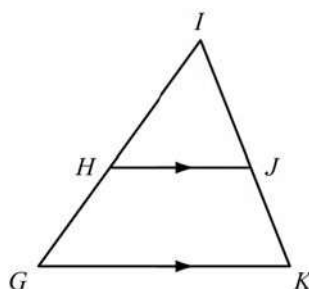


What is the length of  $\overline{GE}$ ?

- E. 2.0
- F. 4.5
- G. 7.5
- H. 8.0

Correct Answer: B

Use this triangle to answer the question.



This is a proof of the statement “If a line is parallel to one side of a triangle and intersects the other two sides at distinct points, then it separates these sides into segments of proportional lengths.”

Step	Statement	Justification
1	$\overline{GK}$ is parallel to $\overline{HJ}$ .	Given
2	$\angle HGK \cong \angle IHJ$ $\angle IKG \cong \angle IJH$	?
3	$\triangle GIK \sim \triangle HIJ$	AA Similarity
4	$\frac{IG}{IH} = \frac{IK}{IJ}$	Corresponding sides of similar triangles are proportional.
5	$\frac{HG + IH}{IH} = \frac{JK + IJ}{IJ}$	Segment Addition Postulate
6	$\frac{HG}{IH} = \frac{JK}{IJ}$	Subtraction Property of Equality

Which reason justifies Step 2?

- A. Alternate interior angles are congruent.
- B. Alternate exterior angles are congruent.
- C. Corresponding angles are congruent.
- D. Vertical angles are congruent.

**Correct Answer: C**

## Understand Congruence in Terms of Rigid Motions

**MGSE9-12.G.CO.6** Use geometric descriptions of rigid motions to transform figures and to predict the effect of a given rigid motion on a given figure; given two figures, use the definition of congruence in terms of rigid motions to decide if they are congruent.

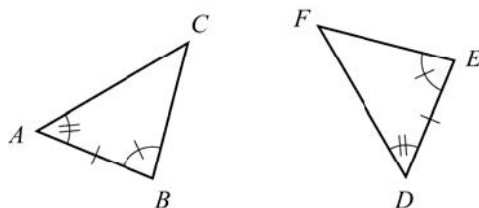
**MGSE9-12.G.CO.7** Use the definition of congruence in terms of rigid motions to show that two triangles are congruent if and only if corresponding pairs of sides and corresponding pairs of angles are congruent.

**MGSE9-12.G.CO.8** Explain how the criteria for triangle congruence (ASA, SAS, and SSS) follow from the definition of congruence in terms of rigid motions. (Extend to include HL and AAS.)

### KEY IDEAS

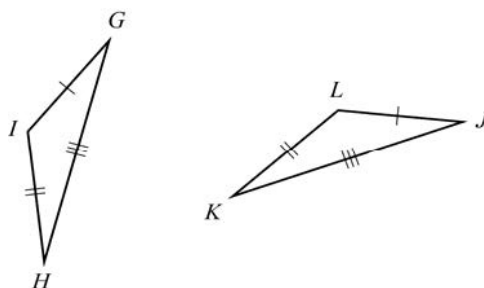
1. A **rigid motion** is a transformation of points in space consisting of a sequence of one or more translations, reflections, and/or rotations (in any order). This transformation leaves the size and shape of the original figure unchanged.
2. Two plane or solid figures are congruent if one can be obtained from the other by rigid motion (a sequence of rotations, reflections, and translations). **Congruent figures** have the same corresponding side lengths and the same corresponding angle measures as each other.
3. Two triangles are congruent if and only if their corresponding sides and corresponding angles are congruent. This is sometimes referred to as **CPCTC**, which means **C**orresponding **P**arts of **C**ongruent **T**riangles are **C**ongruent.
4. When given two congruent triangles, you can use a series of translations, reflections, and rotations to show the triangles are congruent.
5. You can use **ASA (Angle-Side-Angle)** to show two triangles are congruent. If two angles and the included side of a triangle are congruent to two angles and the included side of another triangle, then the triangles are congruent.

$\triangle ABC \cong \triangle DEF$  by ASA.



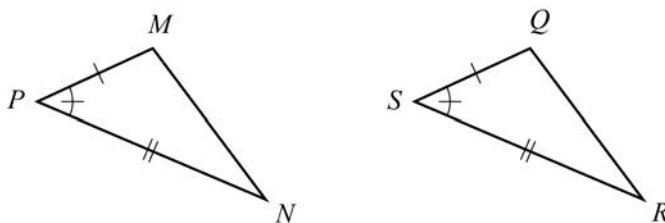
6. You can use **SSS (Side-Side-Side)** to show two triangles are congruent. If three sides of a triangle are congruent to three sides of another triangle, then the triangles are congruent.

$\triangle GIH \cong \triangle JLK$  by SSS.



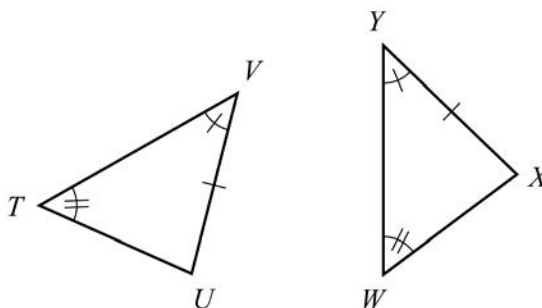
7. You can use **SAS (Side-Angle-Side)** to show two triangles are congruent. If two sides and the included angle of a triangle are congruent to two sides and the included angle of another triangle, then the triangles are congruent.

$\triangle MPN \cong \triangle QSR$  by SAS.





8. You can use **AAS (Angle-Angle-Side)** to show two triangles are congruent. If two angles and a non-included side of a triangle are congruent to two angles and the corresponding non-included side of another triangle, then the triangles are congruent.

$\triangle VTU \cong \triangle YWX$  by AAS.

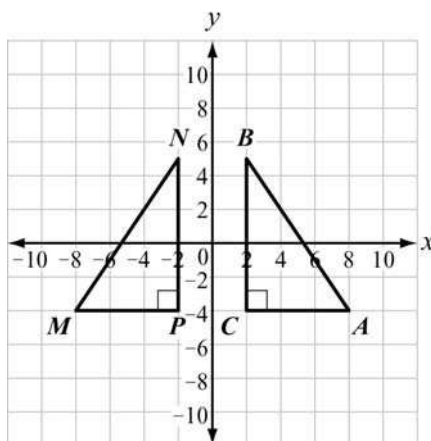


### Important Tips

-  If two sides and a **non-included angle** of one triangle are congruent to two sides and a non-included angle of a second triangle, the triangles are not necessarily congruent. Therefore, there is no way to show triangle congruency by Side-Side-Angle (SSA).
-  If two triangles have all three angles congruent to each other, the triangles are similar, but not necessarily congruent. Thus, you can show similarity by Angle-Angle-Angle (AAA), but you cannot show congruence by AAA.

## REVIEW EXAMPLES

1. Is  $\triangle ABC$  congruent to  $\triangle MNP$ ? Explain.



(scale unit = 2)

**Solution:**

$\overline{AC}$  corresponds to  $\overline{MP}$ . Both segments are 6 units long.  $\overline{BC}$  corresponds to  $\overline{NP}$ . Both segments are 10 units long. Angle  $C$  (the included angle of  $\overline{AC}$  and  $\overline{BC}$ ) corresponds to angle  $P$  (the included angle of  $\overline{MP}$  and  $\overline{NP}$ ). Both angles measure  $90^\circ$ . Because two sides and an included angle are congruent, the triangles are congruent by SAS.

Or,  $\triangle ABC$  is a reflection of  $\triangle MNP$  over the  $y$ -axis. This means that all of the corresponding sides and corresponding angles are congruent, so the triangles are congruent. (Reflections preserve angle measurement and lengths; therefore, corresponding angles and sides are congruent.)

2. Rectangle WXYZ has coordinates W(1, 2), X(3, 2), Y(3, -3), and Z(1, -3).
- Graph the image of rectangle WXYZ after a rotation of  $90^\circ$  clockwise about the origin. Label the image  $W'X'Y'Z'$ .
  - Translate rectangle  $W'X'Y'Z'$  2 units left and 3 units up. Label the image  $W''X''Y''Z''$ .
  - Is rectangle WXYZ congruent to rectangle  $W''X''Y''Z''$ ? Explain.

**Solution:**

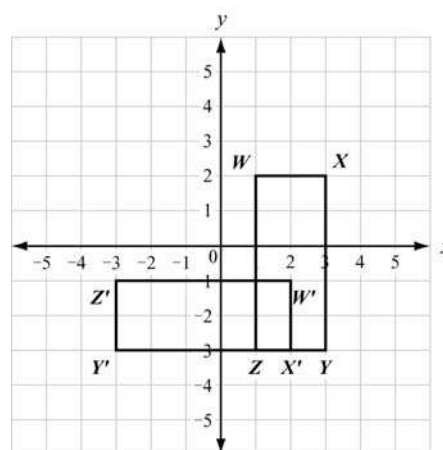
- a. For a  $90^\circ$  clockwise rotation about the origin, use the rule  $(x, y) \rightarrow (y, -x)$ .

$$W(1, 2) \rightarrow W'(2, -1)$$

$$X(3, 2) \rightarrow X'(2, -3)$$

$$Y(3, -3) \rightarrow Y'(-3, -3)$$

$$Z(1, -3) \rightarrow Z'(-3, -1)$$



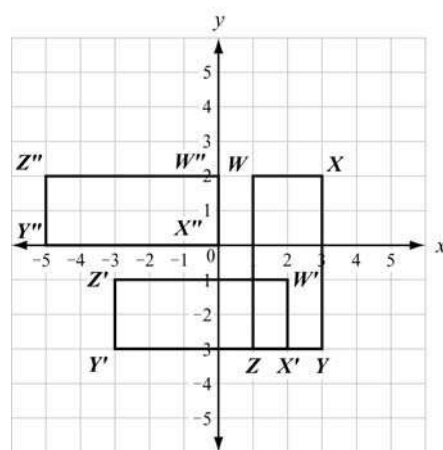
- b. To translate rectangle  $W'X'Y'Z'$  2 units left and 3 units up, use the rule  $(x, y) \rightarrow (x - 2, y + 3)$ .

$$W'(2, -1) \rightarrow W''(0, 2)$$

$$X'(2, -3) \rightarrow X''(0, 0)$$

$$Y'(-3, -3) \rightarrow Y''(-5, 0)$$

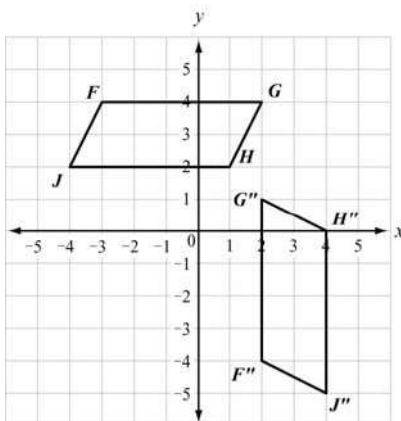
$$Z'(-3, -1) \rightarrow Z''(-5, 2)$$



- c. Rectangle  $W''X''Y''Z''$  is the result of a rotation and a translation of rectangle WXYZ. These are both rigid transformations, so the shape and the size of the original figure are unchanged. All of the corresponding parts of WXYZ and  $W''X''Y''Z''$  are congruent, so WXYZ and  $W''X''Y''Z''$  are congruent.

## SAMPLE ITEMS

1. Parallelogram  $FGHJ$  was translated 3 units down to form parallelogram  $F'G'H'J'$ . Parallelogram  $F'G'H'J'$  was then rotated  $90^\circ$  counterclockwise about point  $G'$  to obtain parallelogram  $F''G''H''J''$ .

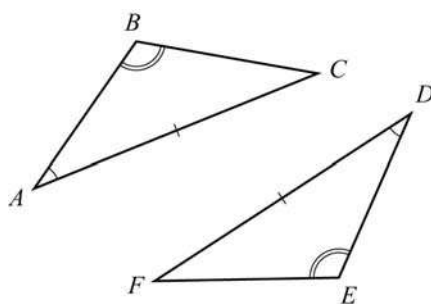


Which statement is true about parallelogram  $FGHJ$  and parallelogram  $F''G''H''J''$ ?

- A. The figures are both similar and congruent.
- B. The figures are neither similar nor congruent.
- C. The figures are similar but not congruent.
- D. The figures are congruent but not similar.

**Correct Answer:** A

2. Consider the triangles shown.

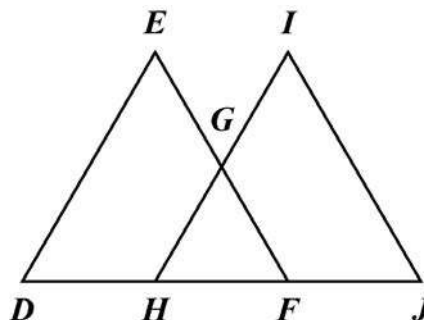


Which can be used to prove the triangles are congruent?

- A. SSS
- B. ASA
- C. SAS
- D. AAS

**Correct Answer:** D

3. In this diagram,  $\overline{DE} \cong \overline{JI}$  and  $\angle D \cong \angle J$ .



Which additional information is sufficient to prove that  $\triangle DEF$  is congruent to  $\triangle JIH$ ?

- A.  $\overline{ED} \cong \overline{IH}$
- B.  $\overline{DH} \cong \overline{JF}$
- C.  $\overline{HG} \cong \overline{GI}$
- D.  $\overline{HF} \cong \overline{JF}$

**Correct Answer:** B



## Prove Geometric Theorems

**MGSE9-12.G.CO.9** Prove theorems about lines and angles. Theorems include: vertical angles are congruent; when a transversal crosses parallel lines, alternate interior angles are congruent and corresponding angles are congruent; points on a perpendicular bisector of a line segment are exactly those equidistant from the segment's endpoints.

**MGSE9-12.G.CO.10** Prove theorems about triangles. Theorems include: measures of interior angles of a triangle sum to 180 degrees; base angles of isosceles triangles are congruent; the segment joining midpoints of two sides of a triangle is parallel to the third side and half the length; the medians of a triangle meet at a point.

**MGSE9-12.G.CO.11** Prove theorems about parallelograms. Theorems include: opposite sides are congruent, opposite angles are congruent, the diagonals of a parallelogram bisect each other, and conversely, rectangles are parallelograms with congruent diagonals.

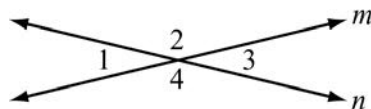
## KEY IDEAS

1. A **two-column proof** is a series of statements and reasons often displayed in a chart that works from given information to the statement that needs to be proven. Reasons can be given information, can be based on definitions, or can be based on postulates or theorems.
2. A **paragraph proof** also uses a series of statements and reasons that work from given information to the statement that needs to be proven, but the information is presented as running text in paragraph form.
3. It is important to plan a geometric proof logically. Think through what needs to be proven and decide how to get to that statement from the given information. Often a diagram or a flow chart will help to organize your thoughts.
4. An **auxiliary line** is a line drawn in a diagram that makes other figures, such as congruent triangles or angles formed by a transversal. Many times, an auxiliary line is needed to help complete a proof.
5. Once a theorem in geometry has been proven, that theorem can be used as a reason in future proofs.
6. Some important key ideas about lines and angles include the following:
  - **Vertical Angle Theorem:** Vertical angles are congruent.
  - **Alternate Interior Angles Theorem:** If two parallel lines are cut by a transversal, then alternate interior angles formed by the transversal are congruent.
  - **Corresponding Angles Postulate:** If two parallel lines are cut by a transversal, then corresponding angles formed by the transversal are congruent.
  - Points on a perpendicular bisector of a line segment are equidistant from both of the segment's endpoints.
7. Some important key ideas about triangles include the following:
  - **Triangle Angle-Sum Theorem:** The sum of the measures of the angles of a triangle is  $180^\circ$ .
  - **Isosceles Triangle Theorem:** If two sides of a triangle are congruent, then the angles opposite those sides are also congruent.

- **Triangle Midsegment Theorem:** If a segment joins the midpoints of two sides of a triangle, then the segment is parallel to the third side and half its length.
  - **Points of Concurrency:** incenter, centroid, orthocenter, and circumcenter
8. Some important key ideas about parallelograms include the following:
- Opposite sides are congruent and opposite angles are congruent.
  - The diagonals of a parallelogram bisect each other.
  - If the diagonals of a quadrilateral bisect each other, then the quadrilateral is a parallelogram.
  - A rectangle is a parallelogram with congruent diagonals.

## REVIEW EXAMPLES

1. In this diagram, line  $m$  intersects line  $n$ .



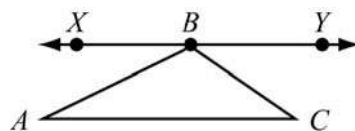
Write a two-column proof to show that vertical angles  $\angle 1$  and  $\angle 3$  are congruent.

**Solution:**

Construct a proof using intersecting lines.

Step	Statement	Justification
1	Line $m$ intersects line $n$ .	Given
2	$\angle 1$ and $\angle 2$ form a linear pair. $\angle 2$ and $\angle 3$ form a linear pair.	Definition of a linear pair
3	$m\angle 1 + m\angle 2 = 180^\circ$ $m\angle 2 + m\angle 3 = 180^\circ$	Angles that form a linear pair have measures that sum to $180^\circ$ .
4	$m\angle 1 + m\angle 2 = m\angle 2 + m\angle 3$	Substitution
5	$m\angle 1 = m\angle 3$	Subtraction Property of Equality
6	$\angle 1 \cong \angle 3$	Definition of congruent angles

2. In this diagram,  $\overline{XY}$  is parallel to  $\overline{AC}$ , and point  $B$  lies on  $\overline{XY}$ .



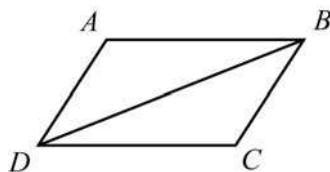
Write a paragraph to prove that the sum of the angles in a triangle is  $180^\circ$ .

**Solution:**

$\overline{AC}$  and  $\overline{XY}$  are parallel, so  $\overline{AB}$  is a transversal. The alternate interior angles formed by the transversal are congruent. So,  $m\angle A = m\angle ABX$ . Similarly,  $\overline{BC}$  is a transversal, so  $m\angle C = m\angle CBY$ . The sum of the angle measures that make a straight line is  $180^\circ$ .

So,  $m\angle ABX + m\angle ABC + m\angle CBY = 180^\circ$ . Now, substitute  $m\angle A$  for  $m\angle ABX$  and  $m\angle C$  for  $m\angle CBY$  to get  $m\angle A + m\angle ABC + m\angle C = 180^\circ$ .

3. In this diagram,  $ABCD$  is a parallelogram and  $\overline{BD}$  is a diagonal.



Write a two-column proof to show that  $\overline{AB}$  and  $\overline{CD}$  are congruent.

**Solution:**

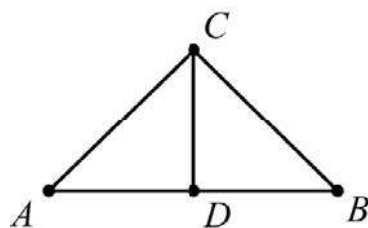
Construct a proof using properties of the parallelogram and its diagonal.

Step	Statement	Justification
1	$ABCD$ is a parallelogram.	Given
2	$\overline{BD}$ is a diagonal.	Given
3	$\overline{AB}$ is parallel to $\overline{DC}$ . $\overline{AD}$ is parallel to $\overline{BC}$ .	Definition of parallelogram
4	$\angle ABD \cong \angle CDB$ $\angle DBC \cong \angle BDA$	Alternate interior angles are congruent.
5	$\overline{BD} \cong \overline{BD}$	Reflexive Property of Congruence
6	$\triangle ADB \cong \triangle CBD$	ASA
7	$\overline{AB} \cong \overline{CD}$	CPCTC

**Note:** Corresponding parts of congruent triangles are congruent.

## SAMPLE ITEMS

1. In this diagram,  $\overline{CD}$  is the perpendicular bisector of  $\overline{AB}$ . The two-column proof shows that  $\overline{AC}$  is congruent to  $\overline{BC}$ .



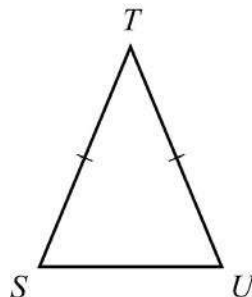
Step	Statement	Justification
1	$\overline{CD}$ is the perpendicular bisector of $\overline{AB}$ .	Given
2	$\overline{AD} \cong \overline{BD}$	Definition of bisector
3	$\overline{CD} \cong \overline{CD}$	Reflexive Property of Congruence
4	$\angle ADC$ and $\angle BDC$ are right angles.	Definition of perpendicular lines
5	$\angle ADC \cong \angle BDC$	All right angles are congruent.
6	$\triangle ADC \cong \triangle BDC$	_____ ? _____
7	$\overline{AC} \cong \overline{BC}$	CPCTC

Which of the following would justify Step 6?

- A. AAS
- B. ASA
- C. SAS
- D. SSS

Correct Answer: C

2. In this diagram,  $\triangle STU$  is an isosceles triangle where  $\overline{ST}$  is congruent to  $\overline{UT}$ . The paragraph proof shows that  $\angle S$  is congruent to  $\angle U$ .



It is given that  $\overline{ST}$  is congruent to  $\overline{UT}$ . Draw  $\overline{TV}$  such that V is on  $\overline{SU}$  and  $\overline{TV}$  bisects  $\angle T$ . By the definition of an angle bisector,  $\angle STV$  is congruent to  $\angle UTV$ . By the Reflexive Property of Congruence,  $\overline{TV}$  is congruent to  $\overline{TV}$ . Triangle  $STV$  is congruent to triangle  $UTV$  by SAS.  $\angle S$  is congruent to  $\angle U$  by \_\_\_\_\_. ? \_\_\_\_\_.

Which step is missing in the proof?

- A. CPCTC
- B. Reflexive Property of Congruence
- C. Definition of right angles
- D. Angle Congruence Postulate

**Correct Answer:** A

## Make Geometric Constructions

**MGSE9-12.G.CO.12** Make formal geometric constructions with a variety of tools and methods (compass and straightedge, string, reflective devices, paper folding, dynamic geometric software, etc.). Copying a segment; copying an angle; bisecting a segment; bisecting an angle; constructing perpendicular lines, including the perpendicular bisector of a line segment; and constructing a line parallel to a given line through a point not on the line.

**MGSE9-12.G.CO.13** Construct an equilateral triangle, a square, and a regular hexagon, each inscribed in a circle.

### KEY IDEAS

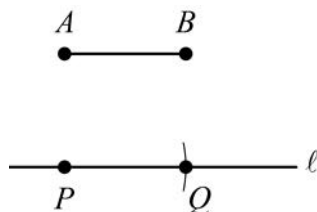
1. To **copy a segment**, follow the steps given:

Given:  $\overline{AB}$  

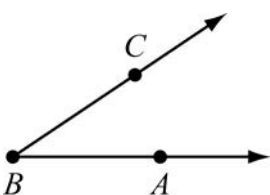
Construct:  $\overline{PQ}$  congruent to  $\overline{AB}$

Procedure:

1. Use a straightedge to draw a line,  $l$ .
2. Choose a point on line  $l$  and label it point  $P$ .
3. Place the compass point on point  $A$ .
4. Adjust the compass width to the length of  $\overline{AB}$ .
5. Without changing the compass, place the compass point on point  $P$  and draw an arc intersecting line  $l$ . Label the point of intersection as point  $Q$ .
6.  $\overline{PQ} \cong \overline{AB}$ .



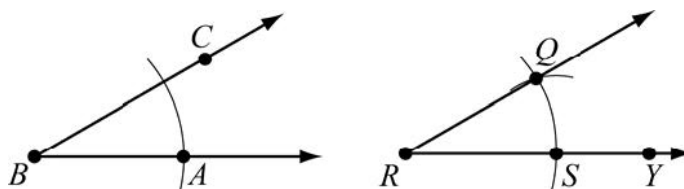
2. To **copy an angle**, follow the steps given:

Given:  $\angle ABC$  

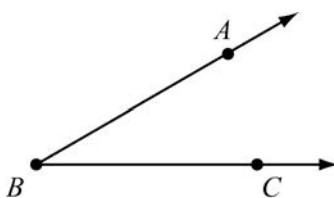
Construct:  $\angle QRY$  congruent to  $\angle ABC$

Procedure:

1. Draw a point  $R$  that will be the vertex of the new angle.
2. From point  $R$ , use a straightedge to draw  $\overrightarrow{RY}$ , which will become one side of the new angle.
3. Place the compass point on vertex  $B$  and draw an arc through point  $A$ .
4. Without changing the compass, place the compass point on point  $R$ , draw an arc intersecting  $\overrightarrow{RY}$ , and label the point of intersection point  $S$ .
5. Place the compass point on point  $A$  and adjust its width to where the arc intersects  $\overrightarrow{BC}$ .
6. Without changing the compass width, place the compass point on point  $S$  and draw another arc across the first arc. Label the point where both arcs intersect as point  $Q$ .
7. Use a straightedge to draw  $\overrightarrow{RQ}$ .
8.  $\angle QRY \cong \angle ABC$



3. To **bisect an angle**, follow the steps given:



Given:  $\angle ABC$

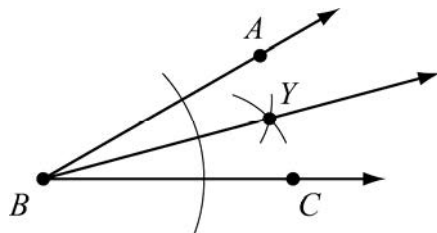
Construct:  $\overrightarrow{BY}$ , the bisector of  $\angle ABC$

Procedure:

1. Place the compass point on vertex  $B$ .
2. Open the compass and draw an arc that crosses both sides of the angle.
3. Set the compass width to more than half the distance from point  $B$  to where the arc crosses  $\overrightarrow{BA}$ . Place the compass point where the arc crosses  $\overrightarrow{BA}$  and draw an arc in the angle's interior.
4. Without changing the compass width, place the compass point where the arc crosses  $\overrightarrow{BC}$  and draw an arc so that it crosses the previous arc. Label the intersection point  $Y$ .




5. Using a straightedge, draw a ray from vertex  $B$  through point  $Y$ .
6.  $\overline{BY}$  is the bisector of  $\angle ABC$ , and  $\angle ABY \cong \angle YBC$ .



4. To **construct a perpendicular bisector of a line segment**, follow the steps given:

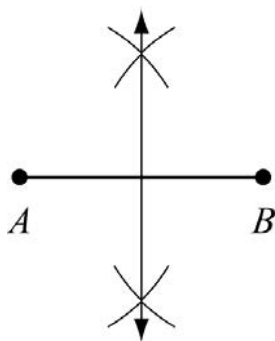
Given:  $\overline{AB}$



Construct: The perpendicular bisector of  $\overline{AB}$

Procedure:

1. Adjust the compass to a width greater than half the length of  $\overline{AB}$ .
2. Place the compass on point  $A$  and draw an arc passing above  $\overline{AB}$  and an arc passing below  $\overline{AB}$ .
3. Without changing the compass width, place the compass on point  $B$  and draw an arc passing above and below  $\overline{AB}$ .
4. Use a straightedge to draw a line through the points of intersection of these arcs.
5. The segment is the perpendicular bisector of  $\overline{AB}$ .



**Note:** To bisect  $\overline{AB}$ , follow the same steps listed above to construct the perpendicular bisector. The point where the perpendicular bisector intersects  $\overline{AB}$  is the midpoint of  $\overline{AB}$ .

5. To **construct a line perpendicular to a given line through a point not on the line**, follow the steps given:

•  $P$

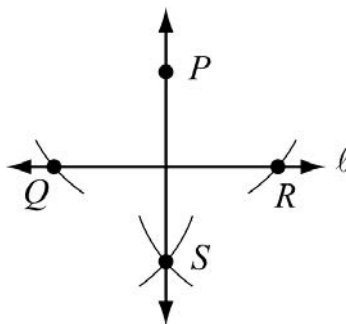
Given: Line  $l$  and point  $P$  that is not on line  $l$



Construct: The line perpendicular to line  $l$  through point  $P$

Procedure:

1. Place the compass point on point  $P$ .
2. Open the compass to a distance that is wide enough to draw two arcs across line  $l$ , one on each side of point  $P$ . Label these points  $Q$  and  $R$ .
3. From points  $Q$  and  $R$ , draw arcs on the opposite side of line  $l$  from point  $P$  so that the arcs intersect. Label the intersection point  $S$ .
4. Using a straightedge, draw  $\overline{PS}$ .
5.  $\overline{PS} \perp \overline{QR}$ .



6. To **construct a line parallel to a given line through a point not on the line**, follow the steps given:

•  $P$

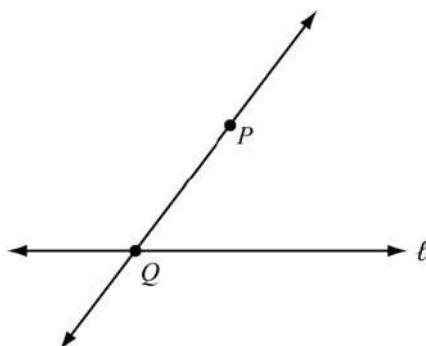
Given: Line  $l$  and point  $P$  that is not on line  $l$



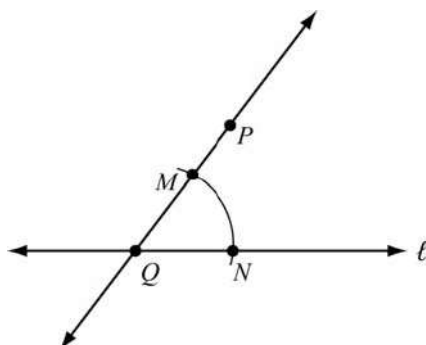
Construct: The line parallel to line  $l$  through point  $P$

Procedure:

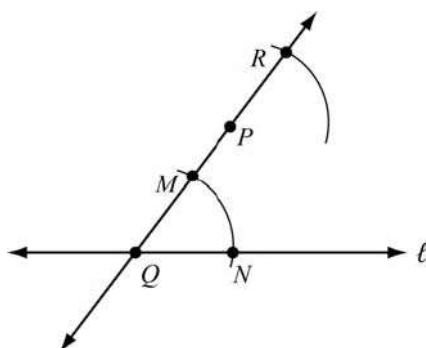
1. Draw a transversal line through point  $P$  crossing line  $\ell$  at a point. Label the point of intersection  $Q$ .



2. Open the compass to a width about half the distance from points  $P$  to  $Q$ . Place the compass point on point  $Q$  and draw an arc that intersects both lines. Label the intersection of the arc and  $\overline{PQ}$  as point  $M$  and the intersection of the arc and line  $\ell$  as point  $N$ .

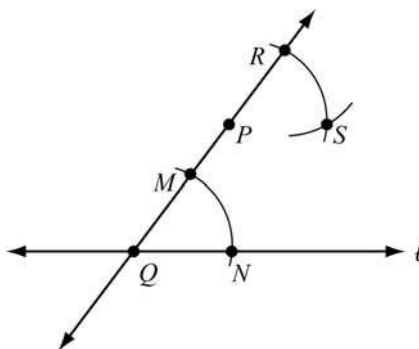


3. Without changing the compass width, place the compass point on point  $P$  and draw an arc that crosses  $\overline{PQ}$  above point  $P$ . Note that this arc must have the same orientation as the arc drawn from points  $M$  to  $N$ . Label the point of intersection  $R$ .

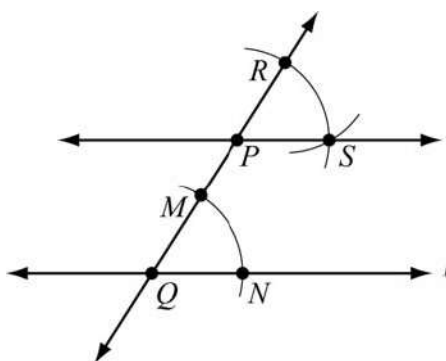


4. Set the compass width to the distance from points  $M$  to  $N$ .

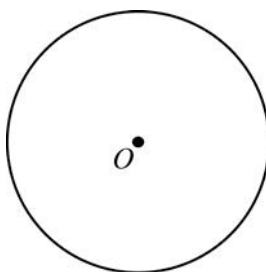
5. Place the compass point on point  $R$  and draw an arc that crosses the upper arc. Label the point of intersection  $S$ .



6. Using a straightedge, draw a line through points  $P$  and  $S$ .
7.  $\overline{PS} \parallel l$



7. To **construct an equilateral triangle inscribed in a circle**, follow the steps given:



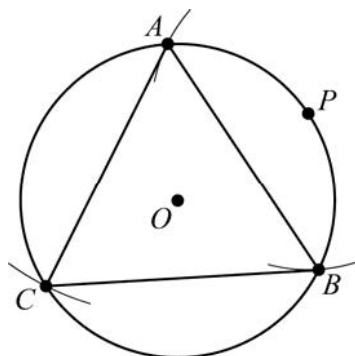
Given: Circle  $O$

Construct: Equilateral  $\triangle ABC$  inscribed in circle  $O$

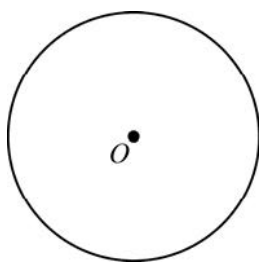
Procedure:

1. Mark a point anywhere on the circle and label it point  $P$ .
2. Open the compass to the radius of circle  $O$ .
3. Place the compass point on point  $P$  and draw an arc that intersects the circle at two points. Label the points  $A$  and  $B$ .
4. Using a straightedge, draw  $\overline{AB}$ .
5. Open the compass to the length of  $\overline{AB}$ .
6. Place the compass point on  $A$ . Draw an arc from point  $A$  that intersects the circle. Label this point  $C$ .

7. Using a straightedge, draw  $\overline{AC}$  and  $\overline{BC}$ .
8. Equilateral  $\triangle ABC$  is inscribed in circle  $O$ .



8. To **construct a square inscribed in a circle**, follow the steps given:

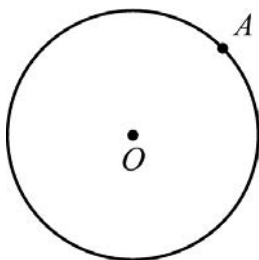


Given: Circle  $O$

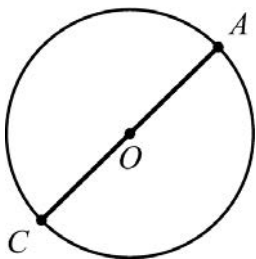
Construct: Square  $ABCD$  inscribed in circle  $O$

Procedure:

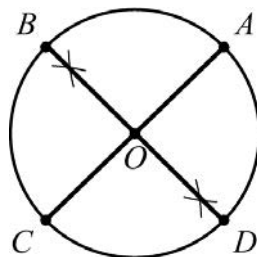
1. Mark a point anywhere on the circle and label it point  $A$ .



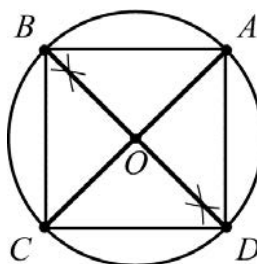
2. Using a straightedge, draw a diameter from point  $A$ . Label the other endpoint of the diameter as point  $C$ . This is diameter  $\overline{AC}$ .



3. Construct a perpendicular bisector of  $\overline{AC}$  through the center of circle  $O$ . Label the points where it intersects the circle as point  $B$  and point  $D$ .

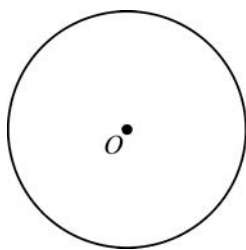


4. Using a straightedge, draw  $\overline{AB}$ ,  $\overline{BC}$ ,  $\overline{CD}$ , and  $\overline{AD}$ .



5. Square  $ABCD$  is inscribed in circle  $O$ .

9. To **construct a regular hexagon inscribed in a circle**, follow the steps given:

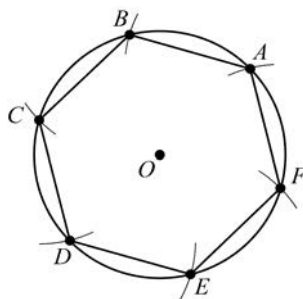


Given: Circle  $O$

Construct: Regular hexagon  $ABCDEF$  inscribed in circle  $O$

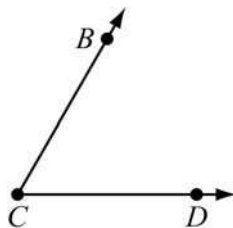
Procedure:

1. Mark a point anywhere on the circle and label it point  $A$ .
2. Open the compass to the radius of circle  $O$ .
3. Place the compass point on point  $A$  and draw an arc across the circle. Label this point  $B$ .
4. Without changing the width of the compass, place the compass point on  $B$  and draw another arc across the circle. Label this point  $C$ .
5. Repeat this process from point  $C$  to a point  $D$ , from point  $D$  to a point  $E$ , and from point  $E$  to a point  $F$ .
6. Use a straightedge to draw  $\overline{AB}$ ,  $\overline{BC}$ ,  $\overline{CD}$ ,  $\overline{DE}$ ,  $\overline{EF}$ , and  $\overline{AF}$ .
7. Regular hexagon  $ABCDEF$  is inscribed in circle  $O$ .



## REVIEW EXAMPLES

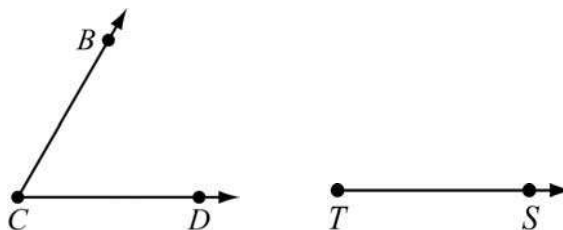
1. Allan drew angle  $BCD$ .



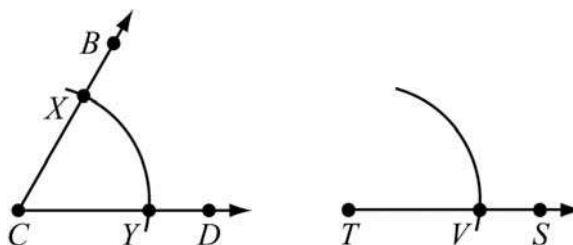
- Copy angle  $BCD$ . List the steps you used to copy the angle. Label the copied angle  $RTS$ .
- Without measuring the angles, how can you show they are congruent to one another?

**Solution:**

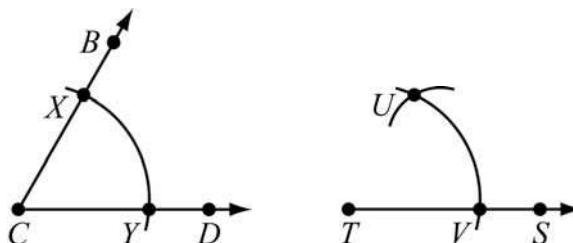
- a. Draw point  $T$ . Draw  $\overrightarrow{TS}$ .



Place the point of a compass on point  $C$ . Draw an arc. Label the intersection points  $X$  and  $Y$ . Keep the compass width the same, and place the point of the compass on point  $T$ . Draw an arc and label the intersection point  $V$ .

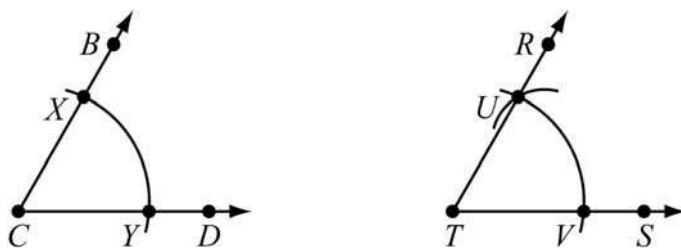


Place the point of the compass on point  $Y$  and adjust the width to point  $X$ . Then place the point of the compass on point  $V$  and draw an arc that intersects the first arc. Label the intersection point  $U$ .

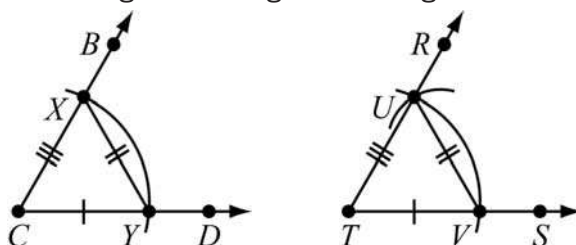




Draw  $\overline{TU}$  and point  $R$  on  $\overline{TU}$ . Angle  $BCD$  has now been copied to form angle  $RTS$ .



- b. Connect points  $X$  and  $Y$  and points  $U$  and  $V$  to form  $\triangle XCY$  and  $\triangle UTV$ .  $\overline{CY}$  and  $\overline{TV}$ ,  $\overline{XY}$  and  $\overline{UV}$ , and  $\overline{CX}$  and  $\overline{TU}$  are congruent because they were drawn with the same compass width. So,  $\triangle XCY \cong \triangle UTV$  by SSS, and  $\angle C \cong \angle T$  because congruent parts of congruent triangles are congruent.

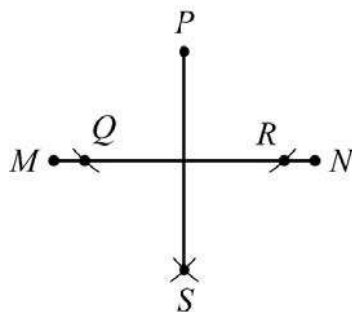


2. Construct a line segment perpendicular to  $\overline{MN}$  from a point not on  $\overline{MN}$ . Explain the steps you used to make your construction.



**Solution:**

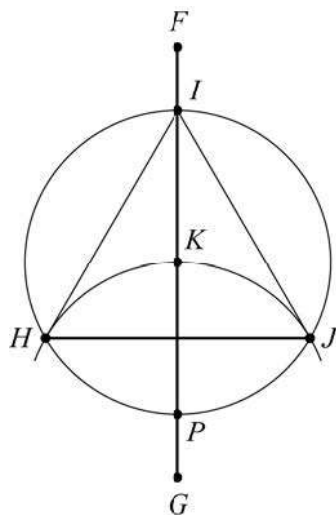
Draw a point  $P$  that is not on  $\overline{MN}$ . Place the compass point on point  $P$ . Draw an arc that intersects  $\overline{MN}$  at two points. Label the intersections points  $Q$  and  $R$ . Without changing the width of the compass, place the compass on point  $Q$  and draw an arc under  $\overline{MN}$ . Place the compass on point  $R$  and draw another arc under  $\overline{MN}$ . Label the intersection point  $S$ . Draw  $\overline{PS}$ . Segment  $PS$  is perpendicular to and bisects  $\overline{MN}$ .



3. Construct equilateral  $\triangle HIJ$  inscribed in circle  $K$ . Explain the steps you used to make your construction.

**Solution:**

(This is an alternate method from the method shown in Key Idea 7.) Draw circle  $K$ . Draw segment  $\overline{FG}$  through the center of circle  $K$ . Label the intersection points  $I$  and  $P$ . Using the compass setting you used when drawing the circle, place a compass on point  $P$  and draw an arc passing through point  $K$ . Label the intersection points at either side of the circle points  $H$  and  $J$ . Draw  $\overline{HJ}$ ,  $\overline{IJ}$ , and  $\overline{HI}$ . Triangle  $HIJ$  is an equilateral triangle inscribed in circle  $K$ .



## Use Coordinates to Prove Simple Geometric Theorems Algebraically

**MGSE9-12.G.GPE.4** Use coordinates to prove simple geometric theorems algebraically.

*For example, prove or disprove that a figure defined by four given points in the coordinate plane is a rectangle; prove or disprove that the point  $(1, \sqrt{3})$  lies on the circle centered at the origin and containing the point  $(0,2)$ .*



(Focus on quadrilaterals, right triangles, and circles.)

### KEY IDEAS

- To prove properties about special parallelograms on a coordinate plane, you can use the midpoint, distance, and slope formulas:
  - The **midpoint formula** is  $\left(\frac{x_1 + x_2}{2}, \frac{y_1 + y_2}{2}\right)$ . This formula is used to find the coordinates of the midpoint of  $\overline{AB}$ , given  $A(x_1, y_1)$  and  $B(x_2, y_2)$ .
  - The **distance formula** is  $d = \sqrt{(x_2 - x_1)^2 + (y_2 - y_1)^2}$ . This formula is used to find the length of  $\overline{AB}$ , given  $A(x_1, y_1)$  and  $B(x_2, y_2)$ .
  - The **slope formula** is  $m = \left(\frac{y_2 - y_1}{x_2 - x_1}\right)$ . This formula is used to find the slope of a line or line segment, given any two points on the line or line segment  $A(x_1, y_1)$  and  $B(x_2, y_2)$ .
- You can use properties of quadrilaterals to help prove theorems, such as the following:
  - To prove a quadrilateral is a parallelogram, show that the opposite sides are parallel using slope.
  - To prove a quadrilateral is a rectangle, show that the opposite sides are parallel and the consecutive sides are perpendicular using slope.
  - To prove a quadrilateral is a rhombus, show that all four sides are congruent using the distance formula.
  - To prove a quadrilateral is a square, show that all four sides are congruent and consecutive sides are perpendicular using slope and the distance formula.

3. You can also use diagonals of a quadrilateral to help prove theorems, such as the following:
- To prove a quadrilateral is a parallelogram, show that its diagonals bisect each other using the midpoint formula.
  - To prove a quadrilateral is a rectangle, show that its diagonals bisect each other and are congruent using the midpoint and distance formulas.
  - To prove a quadrilateral is a rhombus, show that its diagonals bisect each other and are perpendicular using the midpoint and slope formulas.
  - To prove a quadrilateral is a square, show that its diagonals bisect each other, are congruent, and are perpendicular using the midpoint, distance, and slope formulas.

### Important Tips

-  When using the formulas for midpoint, distance, and slope, the order of the points does not matter. You can use either point to be  $(x_1, y_1)$  and  $(x_2, y_2)$ , but be careful to always subtract in the same order.
-  Parallel lines have the same slope. Perpendicular lines have slopes that are the negative reciprocal of each other.

### REVIEW EXAMPLE

1. Quadrilateral  $ABCD$  has vertices  $A(-1, 3)$ ,  $B(3, 5)$ ,  $C(4, 3)$ , and  $D(0, 1)$ . Is  $ABCD$  a rectangle? Explain how you know.

#### Solution:

First determine whether or not the figure is a parallelogram. If the figure is a parallelogram, then the diagonals bisect each other. If the diagonals bisect each other, then the midpoints of the diagonals are the same point. Use the midpoint formula to determine the midpoints for each diagonal.

$$\text{Midpoint } \overline{AC}: \left( \frac{x_1 + x_2}{2}, \frac{y_1 + y_2}{2} \right) = \left( \frac{-1 + 4}{2}, \frac{3 + 3}{2} \right) = \left( \frac{3}{2}, \frac{6}{2} \right) = (1.5, 3)$$

$$\text{Midpoint } \overline{BD}: \left( \frac{x_1 + x_2}{2}, \frac{y_1 + y_2}{2} \right) = \left( \frac{3 + 0}{2}, \frac{5 + 1}{2} \right) = \left( \frac{3}{2}, \frac{6}{2} \right) = (1.5, 3)$$

The diagonals have the same midpoint; therefore, the diagonals bisect each other and the figure is a parallelogram.

A parallelogram with congruent diagonals is a rectangle. Determine whether or not the diagonals are congruent.

Use the distance formula to find the length of the diagonals:

$$AC = \sqrt{(4 - (-1))^2 + (3 - 3)^2} = \sqrt{(5)^2 + (0)^2} = \sqrt{25 + 0} = \sqrt{25} = 5$$

$$BD = \sqrt{(0 - 3)^2 + (1 - 5)^2} = \sqrt{(-3)^2 + (-4)^2} = \sqrt{9 + 16} = \sqrt{25} = 5$$

The diagonals are congruent because they have the same length.

The figure is a parallelogram with congruent diagonals, so the figure is a rectangle.

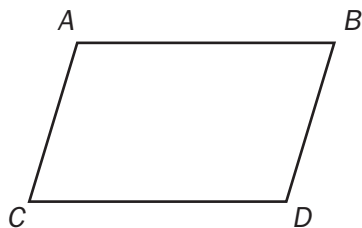
## SAMPLE ITEMS

1. Which information is needed to show that a parallelogram is a rectangle?

- A. The diagonals bisect each other.
- B. The diagonals are congruent.
- C. The diagonals are congruent and perpendicular.
- D. The diagonals bisect each other and are perpendicular.

**Correct Answer: B**

2. Look at quadrilateral  $ABCD$ .

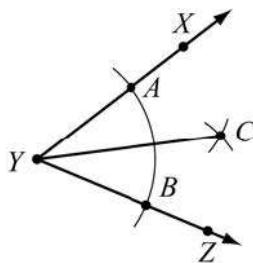


Which information is needed to show that quadrilateral  $ABCD$  is a parallelogram?

- A. Use the distance formula to show that diagonals  $AD$  and  $BC$  have the same length.
- B. Use the slope formula to show that segments  $AB$  and  $CD$  are perpendicular and segments  $AC$  and  $BD$  are perpendicular.
- C. Use the slope formula to show that segments  $AB$  and  $CD$  have the same slope and segments  $AC$  and  $BD$  have the same slope.
- D. Use the distance formula to show that segments  $AB$  and  $AC$  have the same length and segments  $CD$  and  $BD$  have the same lengths.

**Correct Answer: C**

3. Consider the construction of the angle bisector shown.



Which could have been the first step in creating this construction?

- A. Place the compass point on point A and draw an arc inside  $\angle Y$ .
- B. Place the compass point on point B and draw an arc inside  $\angle Y$ .
- C. Place the compass point on vertex Y and draw an arc that intersects  $\overline{YX}$  and  $\overline{YZ}$ .
- D. Place the compass point on vertex Y and draw an arc that intersects point C.

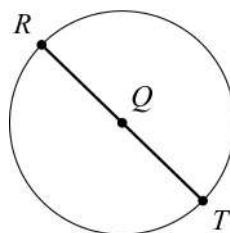
**Correct Answer:** C

4. Consider the beginning of a construction of a square inscribed in circle Q.

Step 1: Label point R on circle Q.

Step 2: Draw a diameter through R and Q.

Step 3: Label the intersection on the circle point T.

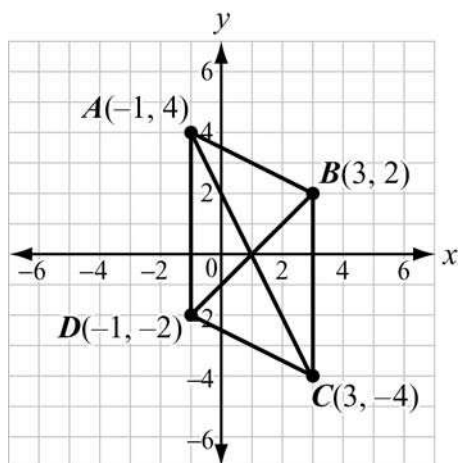


What is the next step in this construction?

- A. Draw radius  $\overline{SQ}$ .
- B. Label point S on circle Q.
- C. Construct a line segment parallel to  $\overline{RT}$ .
- D. Construct the perpendicular bisector of  $\overline{RT}$ .

**Correct Answer:** D

5. Parallelogram  $ABCD$  has vertices as shown.



Which equation would be used in proving that the diagonals of parallelogram  $ABCD$  bisect each other?

- A.  $\sqrt{(3-1)^2 + (2-0)^2} = \sqrt{(1-3)^2 + (0+4)^2}$
- B.  $\sqrt{(3+1)^2 + (2+0)^2} = \sqrt{(1+3)^2 + (0-4)^2}$
- C.  $\sqrt{(-1-1)^2 + (4-0)^2} = \sqrt{(1-3)^2 + (0+4)^2}$
- D.  $\sqrt{(-1+1)^2 + (4+0)^2} = \sqrt{(1+3)^2 + (0-4)^2}$

**Correct Answer:** C

## UNIT 2: RIGHT TRIANGLE TRIGONOMETRY

This unit investigates the properties of right triangles. The trigonometric ratios sine, cosine, and tangent along with the Pythagorean theorem are used to solve right triangles in applied problems. The relationship between the sine and cosine of complementary angles is identified.

### Right Triangle Relationships

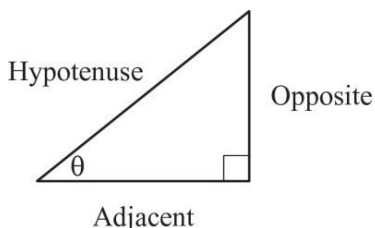
**MGSE9-12.G.SRT.6** Understand that by similarity, side ratios in right triangles are properties of the angles in the triangle, leading to definitions of trigonometric ratios for acute angles.

**MGSE9-12.G.SRT.7** Explain and use the relationship between the sine and cosine of complementary angles.

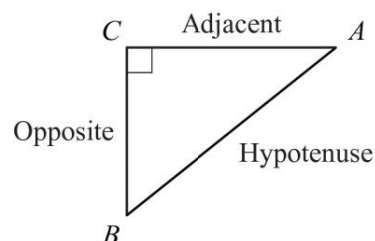
**MGSE9-12.G.SRT.8** Use trigonometric ratios and the Pythagorean theorem to solve right triangles in applied problems.

### KEY IDEAS

1. The trigonometric ratios **sine**, **cosine**, and **tangent** are defined as ratios of the lengths of the sides in a right triangle with a given acute angle measure. These terms are usually seen abbreviated as **sin**, **cos**, and **tan**.




- $\sin \theta = \frac{\text{length of opposite side}}{\text{length of hypotenuse}}$
- $\cos \theta = \frac{\text{length of adjacent side}}{\text{length of hypotenuse}}$
- $\tan \theta = \frac{\text{length of opposite side}}{\text{length of adjacent side}}$



- $\sin A = \frac{\text{length of opposite side}}{\text{length of hypotenuse}}$
- $\cos A = \frac{\text{length of adjacent side}}{\text{length of hypotenuse}}$
- $\tan A = \frac{\text{length of opposite side}}{\text{length of adjacent side}}$

2. The two acute angles of any right triangle are complementary. As a result, if angles  $P$  and  $Q$  are complementary,  $\sin P = \cos Q$  and  $\sin Q = \cos P$ .
3. When solving problems with right triangles, you can use both trigonometric ratios and the Pythagorean theorem ( $a^2 + b^2 = c^2$ ). There may be more than one way to solve the problem, so analyze the given information to help decide which method is the most efficient.

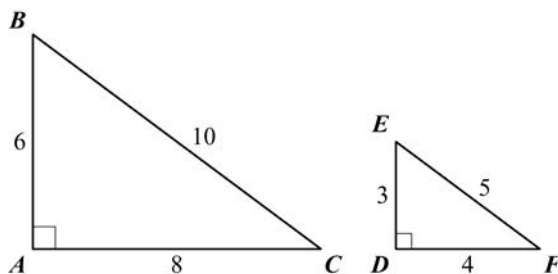
### Important Tip

 The tangent of angle  $A$  is also equivalent to  $\frac{\sin A}{\cos A}$ .



## REVIEW EXAMPLES

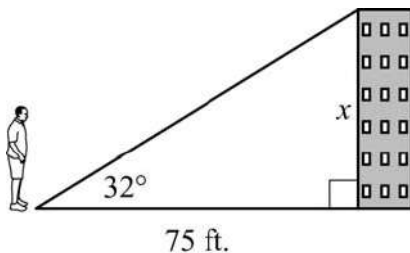
1. Triangles  $ABC$  and  $DEF$  are similar.



- Find the ratio of the side opposite angle  $B$  to the hypotenuse in  $\triangle ABC$ .
- What angle in  $\triangle DEF$  corresponds to angle  $B$ ?
- Find the ratio of the side opposite angle  $E$  to the hypotenuse in  $\triangle DEF$ .
- How does the ratio in part (a) compare to the ratio in part (c)?
- Which trigonometric ratio does this represent?

**Solution:**

- $\overline{AC}$  is opposite angle  $B$ .  $\overline{BC}$  is the hypotenuse. The ratio of the side opposite angle  $B$  to the hypotenuse in  $\triangle ABC$  is  $\frac{8}{10} = \frac{4}{5}$ .
  - Angle  $E$  in  $\triangle DEF$  corresponds to angle  $B$  in  $\triangle ABC$ .
  - $\overline{DF}$  is opposite angle  $E$ .  $\overline{EF}$  is the hypotenuse. The ratio of the side opposite angle  $E$  to the hypotenuse in  $\triangle DEF$  is  $\frac{4}{5}$ .
  - The ratios are the same.
  - This represents  $\sin B$  and  $\sin E$ , because both are the ratio  $\frac{\text{opposite}}{\text{hypotenuse}}$ .
2. Ricardo is standing 75 feet away from the base of a building. The angle of elevation from the ground where Ricardo is standing to the top of the building is  $32^\circ$ .



Note: Figure not drawn to scale.

What is  $x$ , the height of the building, to the nearest tenth of a foot?

$$\begin{bmatrix} \sin 32^\circ = 0.5299 \\ \cos 32^\circ = 0.8480 \\ \tan 32^\circ = 0.6249 \end{bmatrix}$$

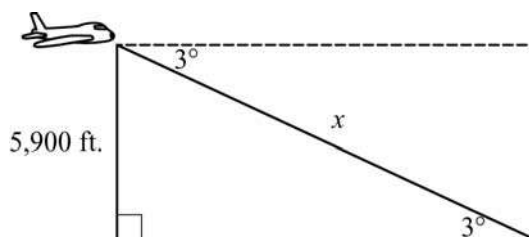
**Solution:**

You want to know the length of the side opposite the  $32^\circ$  angle, and you know the length of the side adjacent to the  $32^\circ$  angle. So, use the tangent ratio. Substitute  $x$  for the opposite side, 75 for the adjacent side, and  $32^\circ$  for the angle measure. Then solve.

$$\begin{aligned}\tan 32^\circ &= \frac{x}{75} \\ 75 \tan 32^\circ &= x \\ 75 \cdot 0.6249 &\approx x \\ 46.9 &\approx x\end{aligned}$$

The building is about 46.9 feet tall.

3. An airplane is at an altitude of 5,900 feet. The airplane descends at an angle of  $3^\circ$ .



Note: Figure not drawn to scale.

About how far will the airplane travel in the air until it reaches the ground?

$$\begin{bmatrix} \sin 3^\circ = 0.0523 \\ \cos 3^\circ = 0.9986 \\ \tan 3^\circ = 0.0524 \end{bmatrix}$$

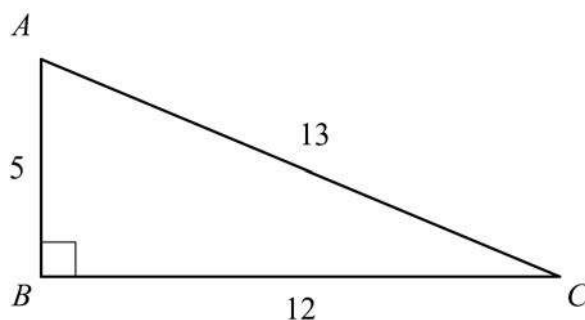
**Solution:**

Use  $\sin 3^\circ$  to find the distance the airplane will travel until it reaches the ground,  $x$ . Substitute  $x$  for the hypotenuse, 5,900 for the opposite side, and  $3^\circ$  for the angle measure. Then solve.

$$\begin{aligned}\sin 3^\circ &= \frac{5,900}{x} \\ x &= \frac{5,900}{\sin 3^\circ} \\ x &\approx \frac{5,900}{0.0523} \\ x &\approx 112,811\end{aligned}$$

The airplane will travel about 113,000 feet until it reaches the ground.

4. Triangle  $ABC$  is a right triangle.



What is the best approximation for  $m\angle C$ ?

$$\begin{bmatrix} \sin 67.4^\circ \approx 0.923 \\ \cos 22.6^\circ \approx 0.923 \\ \tan 42.7^\circ \approx 0.923 \end{bmatrix}$$

**Solution:**

Find the trigonometric ratios for angle  $C$ .

$$\sin C = \frac{5}{13} \approx 0.385$$

$$\cos C = \frac{12}{13} \approx 0.923$$

$$\tan C = \frac{5}{12} \approx 0.417$$

Using the table,  $\cos 22.6^\circ \approx 0.923$ , so  $m\angle C \approx 22.6^\circ$ , or using trigonometric

inverses,  $\sin^{-1} \frac{5}{13} = 22.6$ ,  $\cos^{-1} \frac{12}{13} = 22.6$ , or  $\tan^{-1} \frac{5}{12} = 22.6$ .

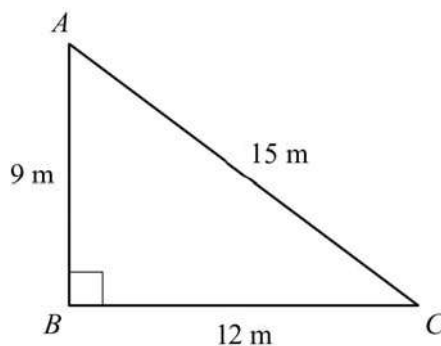
**SAMPLE ITEMS**

1. In right triangle  $ABC$ , angle  $A$  and angle  $B$  are complementary angles. The value of  $\cos A$  is  $\frac{5}{13}$ . What is the value of  $\sin B$ ?

- A.  $\frac{5}{13}$
- B.  $\frac{12}{13}$
- C.  $\frac{13}{12}$
- D.  $\frac{13}{5}$

**Correct Answer:** A

2. Triangle  $ABC$  is given below.



What is the value of  $\cos A$ ?

- A.  $\frac{3}{5}$
- B.  $\frac{3}{4}$
- C.  $\frac{4}{5}$
- D.  $\frac{5}{3}$

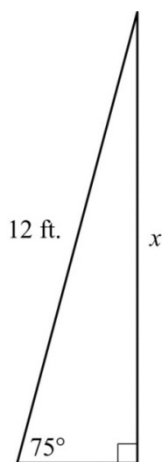
**Correct Answer:** A

3. In right triangle  $HJK$ ,  $\angle J$  is a right angle and  $\tan \angle H = 1$ . Which statement about triangle  $HJK$  must be true?

- A.  $\sin \angle H = \frac{1}{2}$
- B.  $\sin \angle H = 1$
- C.  $\sin \angle H = \cos \angle H$
- D.  $\sin \angle H = \frac{1}{\cos \angle H}$

**Correct Answer: C**

4. A 12-foot ladder is leaning against a building at a  $75^\circ$  angle with the ground.

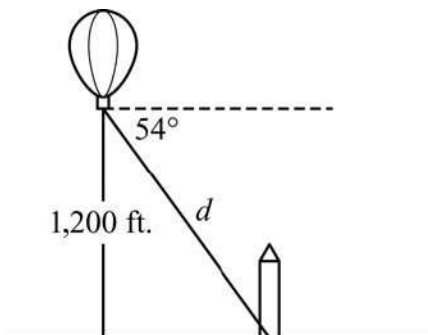


Which equation can be used to find how high the ladder reaches up the side of the building?

- A.  $\sin 75^\circ = \frac{12}{x}$
- B.  $\tan 75^\circ = \frac{12}{x}$
- C.  $\cos 75^\circ = \frac{x}{12}$
- D.  $\sin 75^\circ = \frac{x}{12}$

**Correct Answer: D**

5. A hot air balloon is 1,200 feet above the ground. The angle of depression from the basket of the hot air balloon to the base of a monument is  $54^\circ$ .



Which equation can be used to find the distance,  $d$ , in feet, from the basket of the hot air balloon to the base of the monument?

- A.  $\sin 54^\circ = \frac{d}{1200}$
- B.  $\sin 54^\circ = \frac{1200}{d}$
- C.  $\cos 54^\circ = \frac{d}{1200}$
- D.  $\cos 54^\circ = \frac{1200}{d}$

**Correct Answer: B**

## UNIT 3: CIRCLES AND VOLUME

This unit investigates the properties of circles and addresses finding the volume of solids. Properties of circles are used to solve problems involving arcs, angles, sectors, chords, tangents, and secants. Volume formulas are derived and used to calculate the volumes of cylinders, pyramids, cones, and spheres.

### Understand and Apply Theorems about Circles

**MGSE9-12.G.C.1** Understand that all circles are similar.

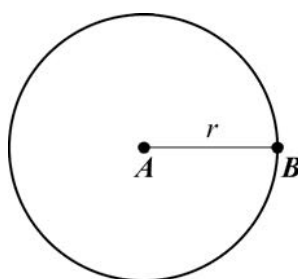
**MGSE9-12.G.C.2** Identify and describe relationships among inscribed angles, radii, chords, tangents, and secants. Include the relationship between central, inscribed, and circumscribed angles; inscribed angles on a diameter are right angles; the radius of a circle is perpendicular to the tangent where the radius intersects the circle.

**MGSE9-12.G.C.3** Construct the inscribed and circumscribed circles of a triangle, and prove properties of angles for a quadrilateral inscribed in a circle.

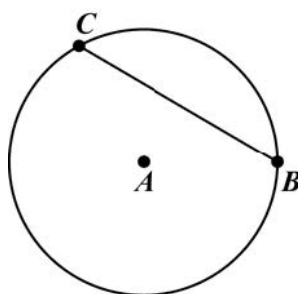
**MGSE9-12.G.C.4** Construct a tangent line from a point outside a given circle to the circle.

### KEY IDEAS

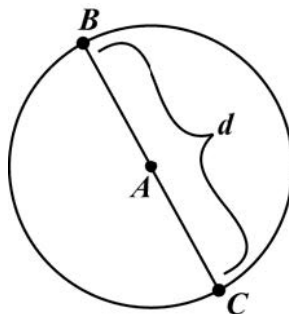
1. A **circle** is the set of points in a plane equidistant from a given point, which is the center of the circle. All circles are similar.
2. A **radius** is a line segment from the center of a circle to any point on the circle. The word radius is also used to describe the length,  $r$ , of the segment.  $\overline{AB}$  is a radius of circle A.



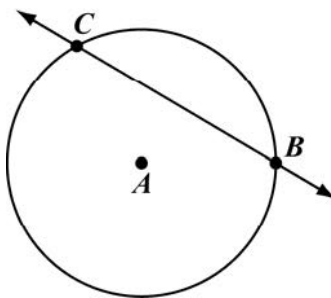
3. A **chord** is a line segment whose endpoints are on a circle.  $\overline{BC}$  is a chord of circle A.



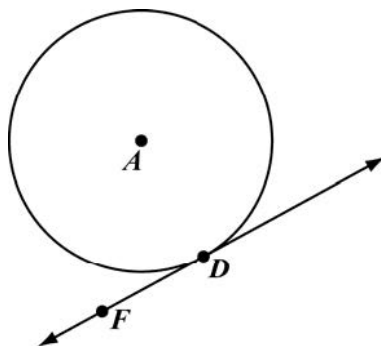
4. A **diameter** is a chord that passes through the center of a circle. The word diameter is also used to describe the length,  $d$ , of the segment.  $\overline{BC}$  is a diameter of circle A.



5. A **secant line** is a line that is in the plane of a circle and intersects the circle at exactly two points. Every chord lies on a secant line.  $\overleftrightarrow{BC}$  is a secant line of circle A.

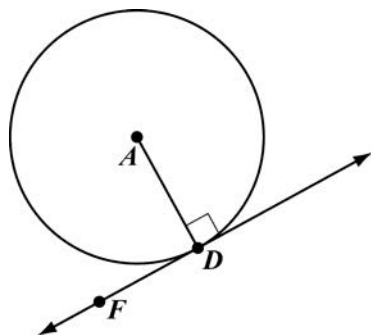


6. A **tangent line** is a line that is in the plane of a circle and intersects the circle at only one point, the **point of tangency**.  $\overleftrightarrow{DF}$  is tangent to circle A at the point of tangency, point D.

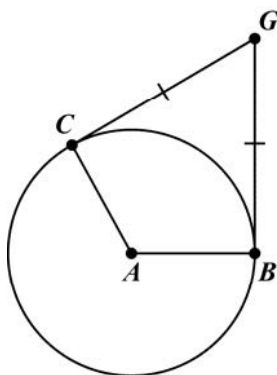




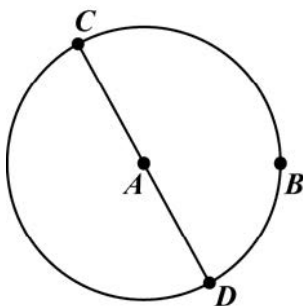
7. If a line is tangent to a circle, the line is perpendicular to the radius drawn to the point of tangency.  $\overline{DF}$  is tangent to circle  $A$  at point  $D$ , so  $\overline{AD} \perp \overline{DF}$ .



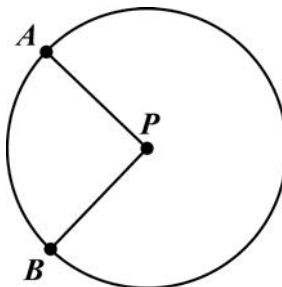
8. Tangent segments drawn from the same point are congruent. In circle  $A$ ,  $\overline{CG} \cong \overline{BG}$ .



9. **Circumference** is the distance around a circle. The formula for circumference  $C$  of a circle is  $C = \pi d$ , where  $d$  is the diameter of the circle. The formula is also written as  $C = 2\pi r$ , where  $r$  is the length of the radius of the circle.  $\pi$  is the ratio of circumference to diameter of any circle.
10. An **arc** is a part of the circumference of a circle. A **minor arc** has a measure less than  $180^\circ$ . Minor arcs are written using two points on a circle. A **semicircle** is an arc that measures exactly  $180^\circ$ . Semicircles are written using three points on a circle. This is done to show which half of the circle is being described. A **major arc** has a measure greater than  $180^\circ$ . Major arcs are written with three points to distinguish them from the corresponding minor arc. In circle  $A$ ,  $\widehat{CB}$  is a minor arc,  $\widehat{CBD}$  is a semicircle, and  $\widehat{CDB}$  is a major arc.

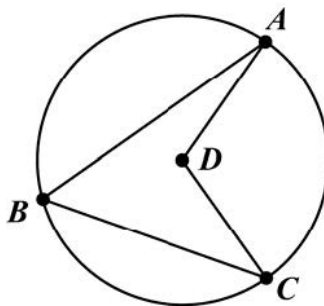


11. A **central angle** is an angle whose vertex is at the center of a circle and whose sides are radii of the circle. The measure of a central angle of a circle is equal to the measure of the intercepted arc.  $\angle APB$  is a central angle for circle  $P$ , and  $\widehat{AB}$  is the intercepted arc.



$$m\angle APB = m\widehat{AB}$$

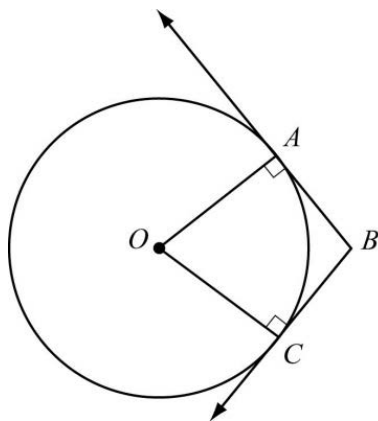
12. An **inscribed angle** is an angle whose vertex is on a circle and whose sides are chords of the circle. The measure of an angle inscribed in a circle is half the measure of the intercepted arc. For circle  $D$ ,  $\angle ABC$  is an inscribed angle, and  $\widehat{AC}$  is the intercepted arc.



$$m\angle ABC = \frac{1}{2}m\widehat{AC} = \frac{1}{2}m\angle ADC$$

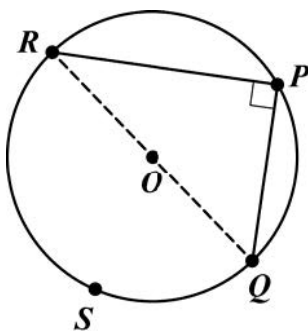
$$m\angle ADC = m\widehat{AC} = 2(m\angle ABC)$$

13. A **circumscribed angle** is an angle formed by two rays that are each tangent to a circle. These rays are perpendicular to radii of the circle. In circle  $O$ , the measure of the circumscribed angle is equal to  $180^\circ$  minus the measure of the central angle that forms the intercepted arc. The measure of the circumscribed angle can also be found by using the measures of two intercepted arcs [see Key Idea 18].



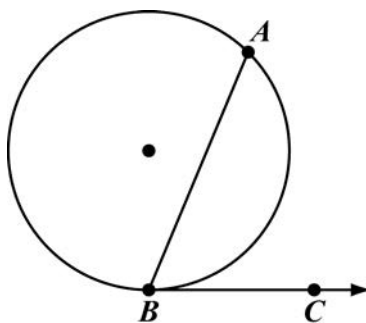
$$m\angle ABC = 180^\circ - m\angle AOC$$

14. When an inscribed angle intercepts a semicircle, the inscribed angle has a measure of  $90^\circ$ . For circle  $O$ ,  $\angle RPQ$  intercepts semicircle  $RSQ$  as shown.



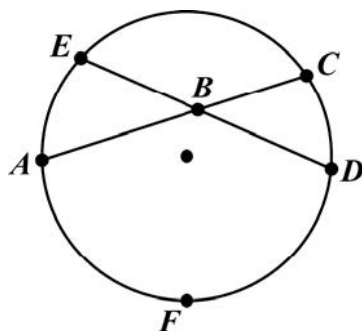
$$m\angle RPQ = \frac{1}{2}(m\widehat{RSQ}) = \frac{1}{2}(180^\circ) = 90^\circ$$

15. The measure of an angle formed by a tangent and a chord with its vertex on the circle is half the measure of the intercepted arc.  $\overline{AB}$  is a chord for the circle, and  $\overline{BC}$  is tangent to the circle at point  $B$ . So,  $\angle ABC$  is formed by a tangent and a chord.



$$m\angle ABC = \frac{1}{2}(m\widehat{AB})$$

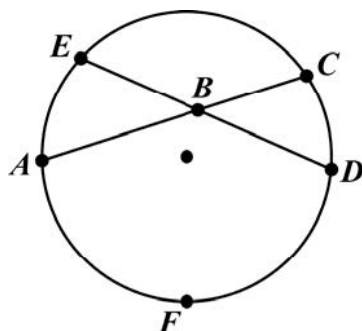
16. When two chords intersect inside a circle, two pairs of vertical angles are formed. The measure of any one of the angles is half the sum of the measures of the arcs intercepted by the pair of vertical angles.



$$m\angle ABE = \frac{1}{2}(m\widehat{AE} + m\widehat{CD})$$

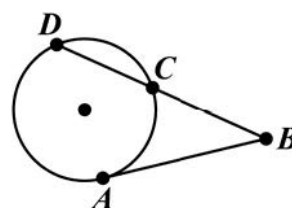
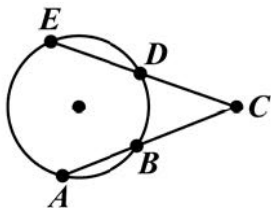
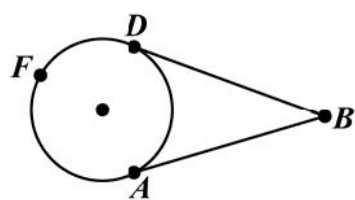
$$m\angle ABD = \frac{1}{2}(m\widehat{AFD} + m\widehat{EC})$$

17. When two chords intersect inside a circle, the product of the lengths of the segments of one chord is equal to the product of the lengths of the segments of the other chord.



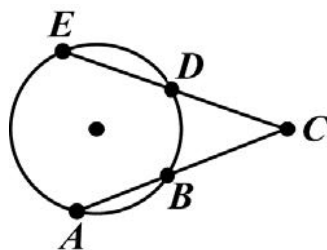
$$AB \cdot BC = EB \cdot BD$$

18. Angles outside a circle can be formed by the intersection of two tangents (circumscribed angle), two secants, or a secant and a tangent. For all three situations, the measure of the angle is half the difference of the measure of the larger intercepted arc and the measure of the smaller intercepted arc.



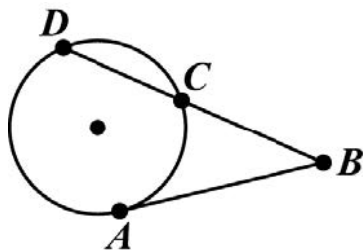
$$m\angle ABD = \frac{1}{2}(m\widehat{AFD} - m\widehat{AD}) \quad m\angle ACE = \frac{1}{2}(m\widehat{AE} - m\widehat{BD}) \quad m\angle ABD = \frac{1}{2}(m\widehat{AD} - m\widehat{AC})$$

19. When two secant segments intersect outside a circle, part of each secant segment is a segment formed outside the circle. The product of the length of one secant segment and the length of the segment formed outside the circle is equal to the product of the length of the other secant segment and the length of the segment formed outside the circle.



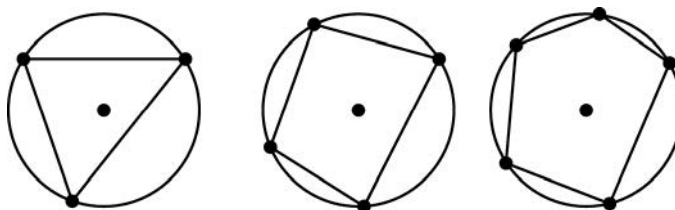
$$EC \cdot DC = AC \cdot BC$$

20. When a secant segment and a tangent segment intersect outside a circle, the product of the length of the secant segment and the length of the segment formed outside the circle is equal to the square of the length of the tangent segment.

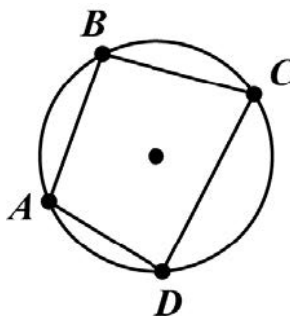


$$DB \cdot CB = AB^2$$

21. An **inscribed polygon** is a polygon whose vertices all lie on a circle. This diagram shows a triangle, a quadrilateral, and a pentagon each inscribed in a circle.



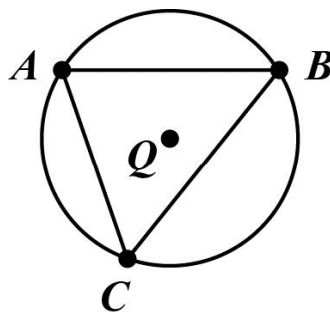
22. In a quadrilateral inscribed in a circle, the opposite angles are supplementary.



$$m\angle ABC + m\angle ADC = 180^\circ$$

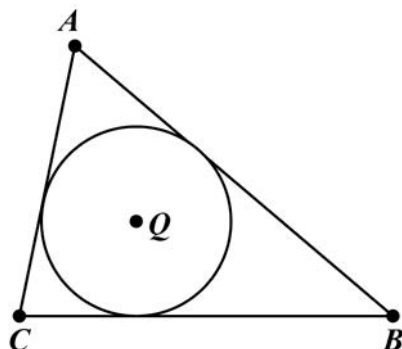
$$m\angle BCD + m\angle BAD = 180^\circ$$

23. When a triangle is inscribed in a circle, the center of the circle is the **circumcenter** of the triangle. The circumcenter is equidistant from the vertices of the triangle. Triangle  $ABC$  is inscribed in circle  $Q$ , and point  $Q$  is the circumcenter of the triangle.



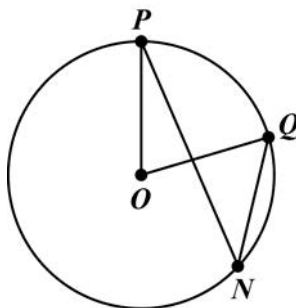
$$AQ = BQ = CQ$$

24. An **inscribed circle** is a circle enclosed in a polygon, where every side of the polygon is tangent to the circle. Specifically, when a circle is inscribed in a triangle, the center of the circle is the **incenter** of the triangle. The incenter is equidistant from the sides of the triangle. Circle  $Q$  is inscribed in triangle  $ABC$ , and point  $Q$  is the incenter of the triangle. Notice also that the sides of the triangle form circumscribed angles with the circle.



## REVIEW EXAMPLES

1.  $\angle PNQ$  is inscribed in circle  $O$  and  $m\widehat{PQ} = 70^\circ$ .

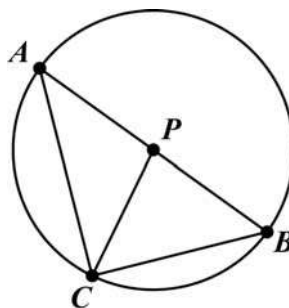


- What is the measure of  $\angle POQ$ ?
- What is the relationship between  $\angle POQ$  and  $\angle PNQ$ ?
- What is the measure of  $\angle PNQ$ ?

### Solution:

- The measure of a central angle is equal to the measure of the intercepted arc.  
 $m\angle POQ = m\widehat{PQ} = 70^\circ$ .
- $\angle POQ$  is a central angle that intercepts  $\widehat{PQ}$ .  $\angle PNQ$  is an inscribed angle that intercepts  $\widehat{PQ}$ . The measure of the central angle is equal to the measure of the intercepted arc. The measure of the inscribed angle is equal to one-half the measure of the intercepted arc. So  $m\angle POQ = m\widehat{PQ}$  and  $m\angle PNQ = \frac{1}{2}m\widehat{PQ}$ , so  $m\angle POQ = 2m\angle PNQ$ .
- From part (b),  $m\angle POQ = 2m\angle PNQ$   
 Substitute:  $70^\circ = 2m\angle PNQ$   
 Divide:  $35^\circ = m\angle PNQ$

2. In circle  $P$  below,  $\overline{AB}$  is a diameter.



If  $m\angle APC = 100^\circ$ , find the following:

- $m\angle BPC$
- $m\angle BAC$
- $m\widehat{BC}$
- $m\widehat{AC}$

**Solution:**

- $\angle APC$  and  $\angle BPC$  are supplementary, so  $m\angle BPC = 180^\circ - m\angle APC$ , so  $m\angle BPC = 180^\circ - 100^\circ = 80^\circ$ .
- $\angle BAC$  is an angle in  $\triangle APC$ . The sum of the measures of the angles of a triangle is  $180^\circ$ .

$$\text{For } \triangle APC: m\angle APC + m\angle BAC + m\angle ACP = 180^\circ$$

You are given that  $m\angle APC = 100^\circ$ .

$$\text{Substitute: } 100^\circ + m\angle BAC + m\angle ACP = 180^\circ$$

$$\text{Subtract } 100^\circ \text{ from both sides: } m\angle BAC + m\angle ACP = 80^\circ$$

Because two sides of  $\triangle APC$  are radii of the circle,  $\triangle APC$  is an isosceles triangle. This means that the two base angles are congruent, so  $m\angle BAC = m\angle ACP$ .

$$\text{Substitute: } m\angle BAC \text{ for } m\angle ACP: m\angle BAC + m\angle BAC = 80^\circ$$

$$\text{Add: } 2m\angle BAC = 80^\circ$$

$$\text{Divide: } m\angle BAC = 40^\circ$$

You could also use the answer from part (a) to solve for  $m\angle BAC$ . Part (a) shows  $m\angle BPC = 80^\circ$ .

Because the central angle measure is equal to the measure of the intercepted arc,  $m\angle BPC = m\widehat{BC} = 80^\circ$ .

Because an inscribed angle is equal to one-half the measure of the intercepted arc,  $m\angle BAC = \frac{1}{2}m\widehat{BC}$ .

$$\text{By substitution: } m\angle BAC = \frac{1}{2}(80^\circ)$$

$$\text{Therefore, } m\angle BAC = 40^\circ.$$



- c.  $\angle BAC$  is an inscribed angle intercepting  $\widehat{BC}$ . The intercepted arc is twice the measure of the inscribed angle.

$$m\widehat{BC} = 2m\angle BAC$$

From part (b),  $m\angle BAC = 40^\circ$ .

$$\text{Substitute: } m\widehat{BC} = 2 \cdot 40^\circ$$

$$m\widehat{BC} = 80^\circ$$

You could also use the answer from part (a) to solve. Part (a) shows  $m\angle BPC = 80^\circ$ . Because  $\angle BPC$  is a central angle that intercepts  $\widehat{BC}$ ,  $m\angle BPC = m\widehat{BC} = 80^\circ$ .

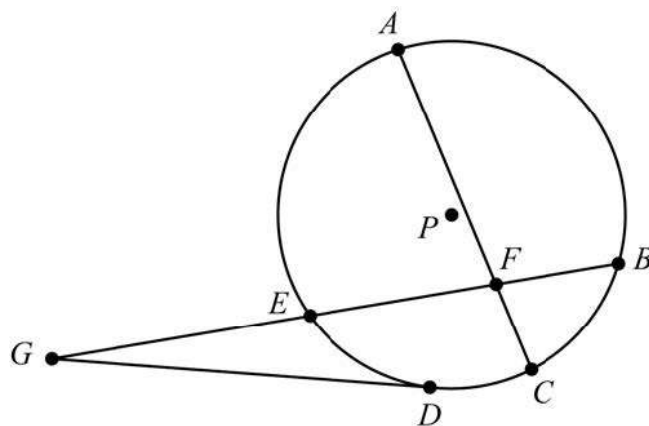
- d.  $\angle APC$  is a central angle intercepting  $\widehat{AC}$ . The measure of the intercepted arc is equal to the measure of the central angle.

$$m\widehat{AC} = m\angle APC$$

You are given  $m\angle APC = 100^\circ$ .

$$\text{Substitute: } m\widehat{AC} = 100^\circ$$

3. In circle  $P$  below,  $\overline{DG}$  is a tangent.  $AF = 8$ ,  $EF = 6$ ,  $BF = 4$ , and  $EG = 8$ .



Find  $CF$  and  $DG$ .

**Solution:**

First, find  $CF$ . Use the fact that  $\overline{CF}$  is part of a pair of intersecting chords.

$$AF \cdot CF = EF \cdot BF$$

$$8 \cdot CF = 6 \cdot 4$$

$$8 \cdot CF = 24$$

$$CF = 3$$

Next, find  $DG$ . Use the fact that  $\overline{DG}$  is tangent to the circle.

$$EG \cdot BG = DG^2$$

$$8 \cdot (8 + 6 + 4) = DG^2$$

$$8 \cdot 18 = DG^2$$

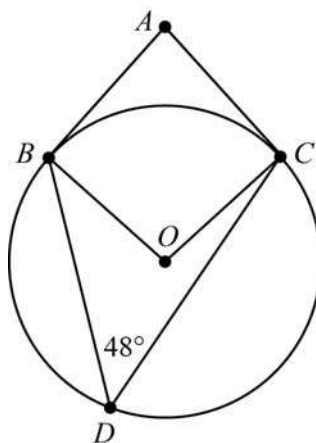
$$144 = DG^2$$

$$\pm 12 = DG$$

$$12 = DG \text{ (since length cannot be negative)}$$

$CF = 3$  and  $DG = 12$ .

4. In this circle,  $\overline{AB}$  is tangent to the circle at point  $B$ ,  $\overline{AC}$  is tangent to the circle at point  $C$ , and point  $D$  lies on the circle. What is  $m\angle BAC$ ?



**Solution:**

**Method 1**

First, find the measure of angle  $BOC$ . Angle  $BDC$  is an inscribed angle, and angle  $BOC$  is a central angle.

$$m\angle BOC = 2 \cdot m\angle BDC$$

$$= 2 \cdot 48^\circ$$

$$= 96^\circ$$

Angle  $BAC$  is a circumscribed angle. Use the measure of angle  $BOC$  to find the measure of angle  $BAC$ .

$$m\angle BAC = 180^\circ - m\angle BOC$$

$$= 180^\circ - 96^\circ$$

$$= 84^\circ$$

**Method 2**

Angle  $BDC$  is an inscribed angle. First, find the measures of  $\widehat{BC}$  and  $\widehat{BDC}$ .

$$m\angle BDC = \frac{1}{2} \cdot m\widehat{BC}$$

$$48^\circ = \frac{1}{2} \cdot m\widehat{BC}$$

$$2 \cdot 48^\circ = m\widehat{BC}$$

$$96^\circ = m\widehat{BC}$$

$$\begin{aligned} m\widehat{BDC} &= 360^\circ - m\widehat{BC} \\ &= 360^\circ - 96^\circ \\ &= 264^\circ \end{aligned}$$

Angle  $BAC$  is a circumscribed angle. Use the measures of  $\widehat{BC}$  and  $\widehat{BDC}$  to find the measure of angle  $BAC$ .

$$\begin{aligned} m\angle BAC &= \frac{1}{2} (m\widehat{BDC} - m\widehat{BC}) \\ &= \frac{1}{2} (264^\circ - 96^\circ) \\ &= \frac{1}{2} (168^\circ) \\ &= 84^\circ \end{aligned}$$

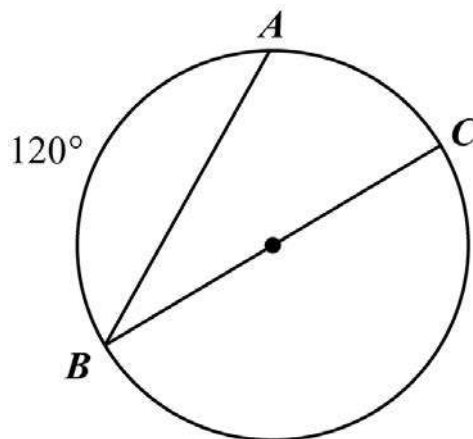
**SAMPLE ITEMS**

Circle  $P$  is dilated to form circle  $P'$ . Which statement is ALWAYS true?

- A. The radius of circle  $P$  is equal to the radius of circle  $P'$ .
- B. The length of any chord in circle  $P$  is greater than the length of any chord in circle  $P'$ .
- C. The diameter of circle  $P$  is greater than the diameter of circle  $P'$ .
- D. The ratio of the diameter to the circumference is the same for both circles.

**Correct Answer:** D

In the circle shown,  $\overline{BC}$  is a diameter and  $m\widehat{AB} = 120^\circ$ .



What is the measure of  $\angle ABC$ ?

- E.  $15^\circ$
- F.  $30^\circ$
- G.  $60^\circ$
- H.  $120^\circ$

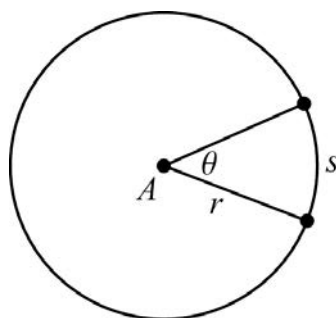
**Correct Answer:** B

## Find Arc Lengths and Areas of Sectors of Circles

**MGSE9-12.G.C.5** Derive using similarity the fact that the length of the arc intercepted by an angle is proportional to the radius, and define the radian measure of the angle as the constant of proportionality; derive the formula for the area of a sector.

### KEY IDEAS

1. **Circumference** is the distance around a circle. The formula for the circumference,  $C$ , of a circle is  $C = 2\pi r$ , where  $r$  is the length of the radius of the circle.
2. **Area** is a measure of the amount of space a circle covers. The formula for the area,  $A$ , of a circle is  $A = \pi r^2$ , where  $r$  is the length of the radius of the circle.
3. **Arc length** is a portion of the circumference of a circle. To find the length of an arc, divide the number of degrees in the central angle of the arc by 360, and then multiply that amount by the circumference of the circle. The formula for the arc length,  $s$ , is  $s = \frac{2\pi r\theta}{360}$ , where  $\theta$  is the degree measure of the central angle and  $r$  is the radius of the circle.



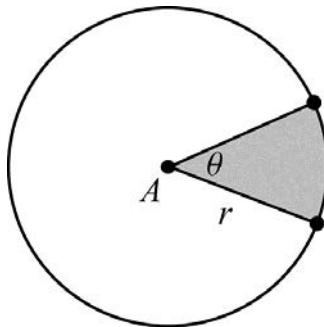
### Important Tip

- ✍ Do not confuse arc length with the measure of the arc in degrees. Arc length depends on the size of the circle because it is part of the circumference of the circle. The measure of the arc is independent of (does not depend on) the size of the circle.


One way to remember the formula for arc length is:

$$\text{arc length} = \text{fraction of the circle} \times \text{circumference} = s = \frac{2\pi r\theta}{360}$$

4. A **sector** of a circle is the region bounded by two radii of a circle and the resulting arc between them. To find the area of a sector, divide the number of degrees in the central angle of the arc by 360, and then multiply that amount by the area of the circle. The formula for Area of Sector =  $\frac{\pi r^2 \theta}{360}$ , where  $\theta$  is the degree measure of the central angle and  $r$  is the radius of the circle.



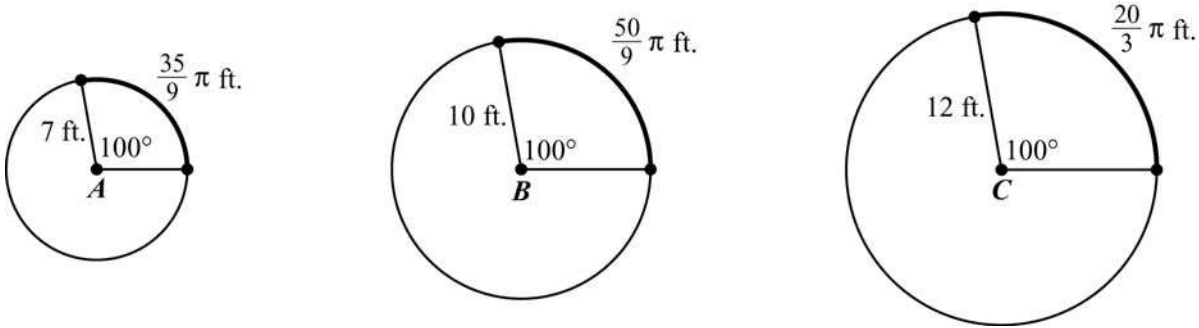
**Important Tip**

 One way to remember the formula for area of a sector is:

$$\text{area of a sector} = \text{fraction of the circle} \times \text{area} = \frac{\theta}{360}(\pi r^2)$$

**REVIEW EXAMPLES**

1. Circles  $A$ ,  $B$ , and  $C$  have a central angle measuring  $100^\circ$ . The length of each radius and the length of each intercepted arc are shown.



- What is the ratio of the radius of circle  $B$  to the radius of circle  $A$ ?
- What is the ratio of the length of the intercepted arc of circle  $B$  to the length of the intercepted arc of circle  $A$ ?
- Compare the ratios in parts (a) and (b).
- What is the ratio of the radius of circle  $C$  to the radius of circle  $B$ ?
- What is the ratio of the length of the intercepted arc of circle  $C$  to the length of the intercepted arc of circle  $B$ ?
- Compare the ratios in parts (d) and (e).
- Based on your observations of circles  $A$ ,  $B$ , and  $C$ , what conjecture can you make about the length of the arc intercepted by a central angle and the radius?
- What is the ratio of arc length to radius for each circle?

**Solution:**

- a. Divide the radius of circle  $B$  by the radius of circle  $A$ :  $\frac{\text{circle } B}{\text{circle } A} = \frac{10}{7}$
- b. Divide the length of the intercepted arc of circle  $B$  by the length of the intercepted arc of circle  $A$ :

$$\frac{\frac{50}{9}\pi}{\frac{35}{9}\pi} = \frac{50\pi}{9} \cdot \frac{9}{35\pi} = \frac{10}{7}$$

- c. The ratios are the same.

- d. Divide the radius of circle  $C$  by the radius of circle  $B$ :  $\frac{\text{circle } C}{\text{circle } B} = \frac{12}{10} = \frac{6}{5}$

- e. Divide the length of the intercepted arc of circle  $C$  by the length of the

intercepted arc of circle  $B$ :  $\frac{\frac{20}{3}\pi}{\frac{50}{9}\pi} = \frac{20\pi}{3} \cdot \frac{9}{50\pi} = \frac{6}{5}$

- f. The ratios are the same.
- g. When circles, such as circles  $A$ ,  $B$ , and  $C$ , have the same central angle measure, the ratio of the lengths of the intercepted arcs is the same as the ratio of the radii.

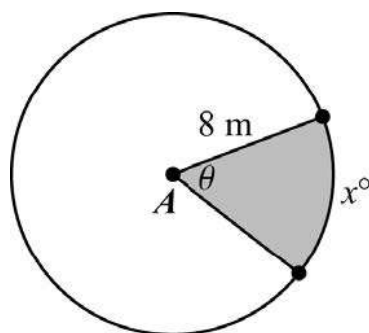
h. Circle  $A$ :  $\frac{\frac{35}{9}\pi}{7} = \frac{35}{63}\pi = \frac{5}{9}\pi$

Circle  $B$ :  $\frac{\frac{50}{9}\pi}{10} = \frac{50}{90}\pi = \frac{5}{9}\pi$

Circle  $C$ :  $\frac{\frac{20}{3}\pi}{12} = \frac{20}{36}\pi = \frac{5}{9}\pi$



2. Circle A is shown.



If  $x = 50$ , what is the area of the shaded sector of circle A?

**Solution:**

To find the area of the sector, divide the measure of the central angle of the arc in degrees by 360, and then multiply that amount by the area of the circle. The arc measure,  $x$ , is equal to the measure of the central angle,  $\theta$ . The formula for the area of a circle is  $A = \pi r^2$ .

$$A_{\text{sector}} = \frac{\pi r^2 \theta}{360}$$

Area of sector of a circle with radius  $r$  and central angle  $\theta$  in degrees

$$A_{\text{sector}} = \frac{50\pi(8)^2}{360}$$

Substitute 50 for  $\theta$  and 8 for  $r$ .

$$A_{\text{sector}} = \frac{5\pi(64)}{36}$$

Rewrite the fraction and the power.

$$A_{\text{sector}} = \frac{320\pi}{36}$$

Multiply.

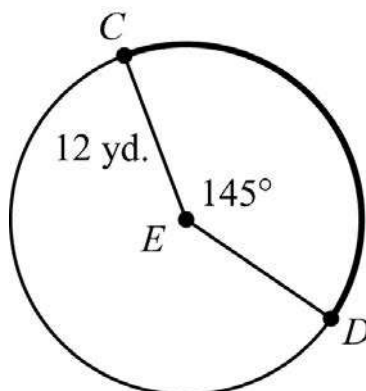
$$A_{\text{sector}} = \frac{80\pi}{9}$$

Rewrite.

The area of the sector is  $\frac{80}{9}\pi$  square meters.

## SAMPLE ITEMS

1. Circle  $E$  is shown.

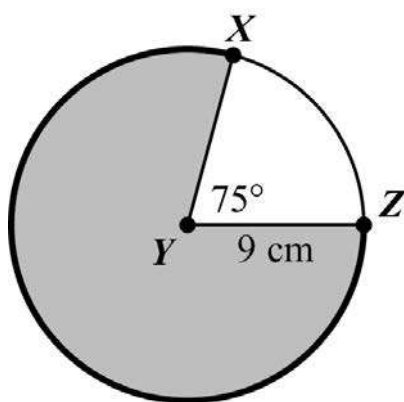


What is the length of  $\widehat{CD}$ ?

- A.  $\frac{29}{72}\pi \text{ yd.}$   
B.  $\frac{29}{6}\pi \text{ yd.}$   
C.  $\frac{29}{3}\pi \text{ yd.}$   
D.  $\frac{29}{2}\pi \text{ yd.}$

**Correct Answer: C**

2. Circle Y is shown.

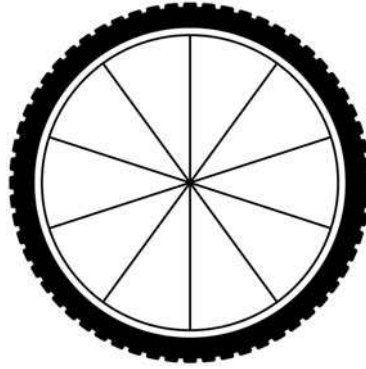


What is the area of the shaded part of the circle?

- A.  $\frac{57}{4}\pi \text{ cm}^2$
- B.  $\frac{135}{8}\pi \text{ cm}^2$
- C.  $\frac{405}{8}\pi \text{ cm}^2$
- D.  $\frac{513}{8}\pi \text{ cm}^2$

**Correct Answer:** D

3. The spokes of a bicycle wheel form 10 congruent central angles. The diameter of the circle formed by the outer edge of the wheel is 18 inches.



What is the length, to the nearest 0.1 inch, of the outer edge of the wheel between two consecutive spokes?

- A. 1.8 inches
- B. 5.7 inches
- C. 11.3 inches
- D. 25.4 inches

**Correct Answer: B**

## Explain Volume Formulas and Use Them to Solve Problems

**MGSE9-12.G.GMD.1** Give informal arguments for geometric formulas.

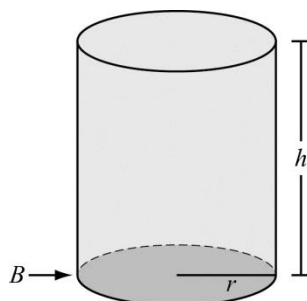
- Give informal arguments for the formulas of the circumference of a circle and area of a circle using dissection arguments and informal limit arguments.
- Give informal arguments for the formula of the volume of a cylinder, pyramid, and cone using Cavalieri's principle.

**MGSE9-12.G.GMD.2** Give an informal argument using Cavalieri's principle for the formulas for the volume of a sphere and other solid figures.

**MGSE9-12.G.GMD.3** Use volume formulas for cylinders, pyramids, cones, and spheres to solve problems.

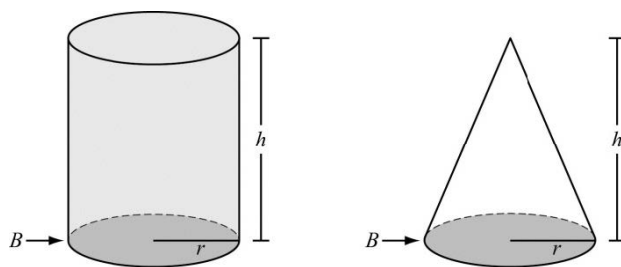
### KEY IDEAS

- The **volume** of a figure is a measure of how much space it takes up. Volume is a measure of capacity.
- The formula for the volume of a cylinder is  $V = \pi r^2 h$ , where  $r$  is the radius and  $h$  is the height. The volume formula can also be given as  $V = Bh$ , where  $B$  is the area of the base. In a cylinder, the base is a circle and the area of a circle is given by  $A = \pi r^2$ . Therefore,  $V = Bh = \pi r^2 h$ .

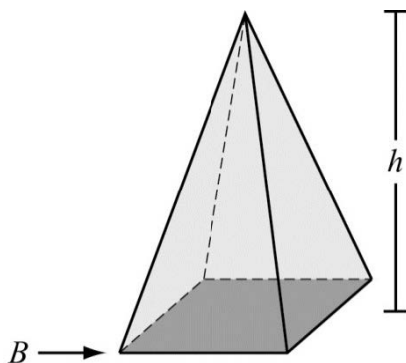


- When a cylinder and a cone have congruent bases and equal heights, the volume of exactly three cones will fit into the cylinder. So, for a cone and cylinder that have the same radius  $r$  and height  $h$ , the volume of the cone is one-third of the volume of the cylinder.

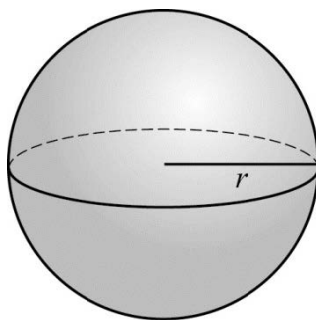
The formula for the volume of a cone is  $V = \frac{1}{3}\pi r^2 h$ , where  $r$  is the radius and  $h$  is the height.



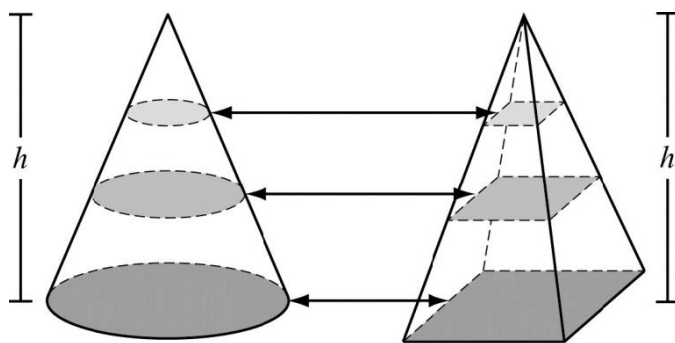
4. The formula for the volume of a pyramid is  $V = \frac{1}{3}Bh$ , where  $B$  is the area of the base and  $h$  is the height.



5. The formula for the volume of a sphere is  $V = \frac{4}{3}\pi r^3$ , where  $r$  is the radius.

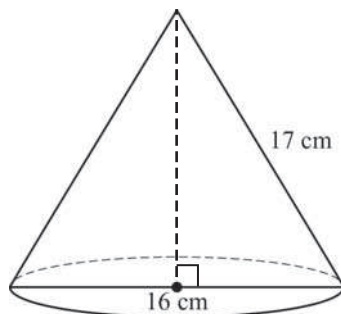


6. Cavalieri's principle states that if two solids are between parallel planes and all cross sections at equal distances from their bases have equal areas, the solids have equal volumes. For example, this cone and this pyramid have the same height and the cross sections have the same area, so they have equal volumes.



**REVIEW EXAMPLES**

1. What is the volume of the cone shown below?

**Solution:**

The diameter of the cone is 16 cm. So the radius is  $16 \text{ cm} \div 2 = 8 \text{ cm}$ . Use the Pythagorean Theorem,  $a^2 + b^2 = c^2$ , to find the height of the cone. Substitute 8 for  $b$  and 17 for  $c$  and solve for  $a$ :

$$a^2 + 8^2 = 17^2$$

$$a^2 + 64 = 289$$

$$a^2 = 225$$

$$a = 15$$

The formula for the volume of a cone is  $V = \frac{1}{3}\pi r^2 h$ . Substitute 8 for  $r$  and 15 for  $h$ :

$$V = \frac{1}{3}\pi r^2 h = \frac{1}{3}\pi (8)^2 (15)$$

The volume is  $320\pi \text{ cm}^3$ .

2. A sphere has a radius of 3 feet. What is the volume of the sphere?

**Solution:**

The formula for the volume of a sphere is  $V = \frac{4}{3}\pi r^3$ . Substitute 3 for  $r$  and solve.

$$V = \frac{4}{3}\pi r^3$$

$$V = \frac{4}{3}\pi (3)^3$$

$$V = \frac{4}{3}\pi (27)$$

$$V = 36\pi \text{ ft}^3$$

3. A cylinder has a radius of 10 cm and a height of 9 cm. A cone has a radius of 10 cm and a height of 9 cm. Show that the volume of the cylinder is three times the volume of the cone.

**Solution:**

The formula for the volume of a cylinder is  $V = \pi r^2 h$ . Substitute 10 for  $r$  and 9 for  $h$ :

$$\begin{aligned} V &= \pi r^2 h \\ &= \pi(10)^2(9) \\ &= \pi(100)(9) \\ &= 900\pi \text{ cm}^3 \end{aligned}$$

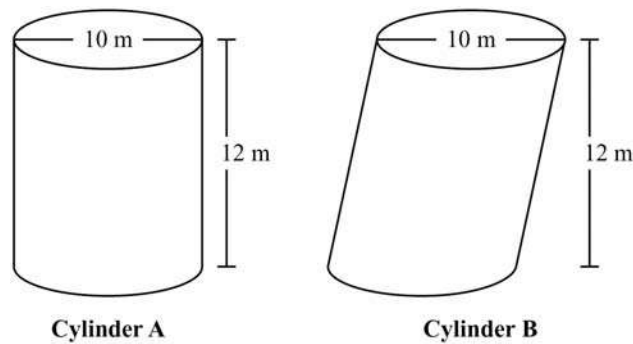
The formula for the volume of a cone is  $V = \frac{1}{3}\pi r^2 h$ . Substitute 10 for  $r$  and 9 for  $h$ :

$$\begin{aligned} V &= \frac{1}{3}\pi r^2 h \\ &= \frac{1}{3}\pi(10)^2(9) \\ &= \frac{1}{3}\pi(100)(9) \\ &= 300\pi \text{ cm}^3 \end{aligned}$$

$$\text{Divide: } 900\pi \div 300\pi = 3$$



4. Cylinder A and Cylinder B are shown below. What is the volume of each cylinder?

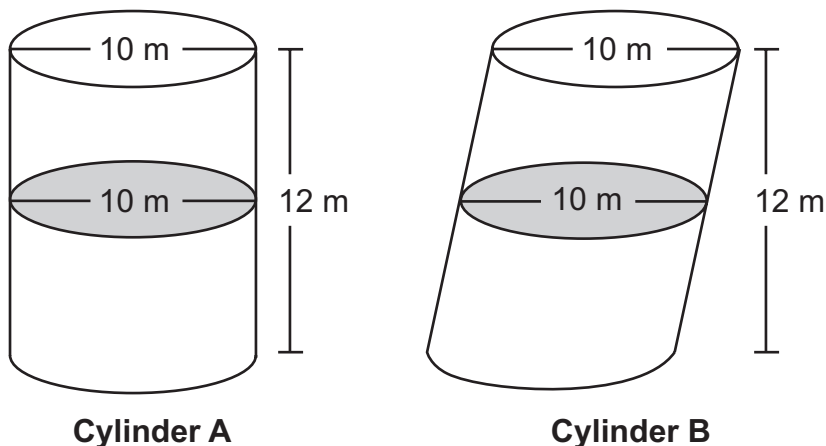


**Solution:**

To find the volume of Cylinder A, use the formula for the volume of a cylinder, which is  $V = \pi r^2 h$ . Divide the diameter by 2 to find the radius:  $10 \div 2 = 5$ . Substitute 5 for  $r$  and 12 for  $h$ :

$$\begin{aligned} V_{\text{Cylinder A}} &= \pi r^2 h \\ &= \pi (5)^2 (12) \\ &= \pi (25)(12) \\ &= 300\pi \text{ m}^3 \\ &\approx 942 \text{ m}^3 \end{aligned}$$

Notice that Cylinder B has the same height and the same radius as Cylinder A. The only difference is that Cylinder B is slanted. For both cylinders, the cross section at every plane parallel to the bases is a circle with the same area. By Cavalieri's principle, the cylinders have the same volume; therefore, the volume of Cylinder B is  $300\pi \text{ m}^3$ , or about  $942 \text{ m}^3$ .



**SAMPLE ITEMS**

1. Jason constructed two cylinders using solid metal washers. The cylinders have the same height, but one of the cylinders is slanted as shown.



**Which statement is true about Jason's cylinders?**

- A. The cylinders have different volumes because they have different radii.
- B. The cylinders have different volumes because they have different surface areas.
- C. The cylinders have the same volume because each of the washers has the same height.
- D. The cylinders have the same volume because they have the same cross-sectional area at every plane parallel to the bases.

**Correct Answer: D**

2. What is the volume of a cylinder with a radius of 3 in. and a height of  $\frac{9}{2}$  in.?

- A.  $\frac{81}{2}\pi \text{ in.}^3$
- B.  $\frac{27}{4}\pi \text{ in.}^3$
- C.  $\frac{27}{8}\pi \text{ in.}^3$
- D.  $\frac{9}{4}\pi \text{ in.}^3$

**Correct Answer: A**

## UNIT 4: EXTENDING THE NUMBER SYSTEM

This unit investigates properties of square roots and rewriting expressions involving radicals. Sum and product of rational and irrational numbers are explored. Closure properties are explored in terms of number systems as well as polynomials.

### Use Properties of Rational and Irrational Numbers

**MGSE9-12.N.RN.2** Rewrite expressions involving radicals (i.e., simplify and/or use the operations of addition, subtraction, and multiplication, with radicals within expressions limited to square roots).

**MGSE9-12.N.RN.3** Explain why the sum or product of rational numbers is rational; why the sum of a rational number and an irrational number is irrational; and why the product of a nonzero rational number and an irrational number is irrational.

### KEY IDEAS

1. The ***n*th root** of a number is the number that must be used as a factor *n* times to equal a given value. It can be notated with radicals and indices or with rational exponents. When a root does not have an index, the index is assumed to be 2.

$$\text{index} \sqrt{\text{radicand}}$$

**Examples:**

$$\sqrt{49} = \sqrt{7 \cdot 7} = 7$$

$$\sqrt{18} = \sqrt{9 \cdot 2} = 3\sqrt{2}$$

$$\sqrt{x^5} = \sqrt{x^4 \cdot x} = x^2\sqrt{x}$$

2. A ***rational number*** is a real number that can be represented as a ratio  $\frac{p}{q}$ , such that *p* and *q* are both integers and *q* ≠ 0. All rational numbers can be expressed as a terminating or repeating decimal.

**Examples:**

$$-0.5, 0, 7, \frac{3}{2}, 0.2\bar{6}$$

3. The sum, product, or difference of two rational numbers is always a rational number. The quotient of two rational numbers is always rational when the divisor is not zero.

**Example:**

Show that the sum of two rational numbers is rational.

**Solution:**

Let  $a$  and  $b$  be rational numbers. Try to show that  $a + b$  is rational.

Let  $a = \frac{p}{q}$ , where  $p$  and  $q$  are integers and  $q \neq 0$ .

Let  $b = \frac{m}{n}$ , where  $m$  and  $n$  are integers and  $n \neq 0$ .

Substitute  $\frac{p}{q}$  and  $\frac{m}{n}$  for  $a$  and  $b$ . To add, find a common denominator.

$$\begin{aligned} a + b &= \frac{p}{q} + \frac{m}{n} = \frac{np}{nq} + \frac{mq}{nq} \\ &= \frac{np + mq}{nq} \end{aligned}$$

The set of integers is closed under multiplication, so the products  $np$ ,  $mq$ , and  $nq$  are all integers. The set of integers is also closed under addition, so the sum  $np + mq$  is also an integer. This means that  $\frac{np + mq}{nq}$  is an integer divided by an integer and, by definition, is rational. So, the sum of  $a$  and  $b$  is rational.

4. An **irrational number** is a real number that cannot be expressed as a ratio  $\frac{p}{q}$ , such that  $p$  and  $q$  are both integers and  $q \neq 0$ . Irrational numbers cannot be represented by terminating or repeating decimals.

**Examples:**

$$\sqrt{3}, \pi, \frac{\sqrt{5}}{2}$$

5. The sum of an irrational number and a rational number is always irrational. The product of a nonzero rational number and an irrational number is always irrational.

**Example:**

Show that the sum of an irrational number and a rational number is irrational.

**Solution:**

Let  $a$  be an irrational number, and let  $b$  be a rational number. Suppose that the sum of  $a$  and  $b$  is a rational number,  $c$ . If you can show that this is not true, it is the same as proving the original statement.

Let  $b = \frac{p}{q}$ , where  $p$  and  $q$  are integers and  $q \neq 0$ .

Let  $c = \frac{m}{n}$  where  $m$  and  $n$  are integers and  $n \neq 0$ .

Substitute  $\frac{p}{q}$  and  $\frac{m}{n}$  for  $b$  and  $c$ . Then subtract to find  $a$ .

$$a + b = c$$

$$a + \frac{p}{q} = \frac{m}{n}$$

$$a = \frac{m}{n} - \frac{p}{q}$$

$$a = \frac{mq}{nq} - \frac{pn}{nq}$$

$$a = \frac{mq - pn}{nq}$$

The set of integers is closed under multiplication and subtraction, so  $\frac{mq - pn}{nq}$  is an integer divided by an integer. This means that  $a$  is rational. However,  $a$  was assumed to be irrational, so this is a contradiction. This means that  $c$  must be irrational. So, the sum of an irrational number and a rational number is irrational.

6. To rewrite square root expressions, you can use properties of square roots where  $a$  and  $b$  are real numbers with  $a > 0$  and  $b > 0$ .

- Product Property:  $\sqrt{ab} = \sqrt{a} \cdot \sqrt{b}$
- Quotient Property:  $\sqrt{\frac{a}{b}} = \frac{\sqrt{a}}{\sqrt{b}}$

**Examples:**

$$\sqrt{32} = \sqrt{16 \cdot 2} = \sqrt{16} \cdot \sqrt{2} = 4\sqrt{2}$$

$$\sqrt{\frac{9}{25}} = \frac{\sqrt{9}}{\sqrt{25}} = \frac{3}{5}$$

7. Two radical expressions that have the same index and the same radicand are called **like radicals**. To add or subtract like radicals, you can use the Distributive Property.

**Example:**

$$\sqrt{8} + \sqrt{2}$$

$$\sqrt{4 \cdot 2} + \sqrt{2} \quad \text{Factor out the perfect square.}$$

$$\sqrt{4} \cdot \sqrt{2} + \sqrt{2} \quad \text{Use the product property of square roots.}$$

$$2\sqrt{2} + \sqrt{2} \quad \text{Compute the square root.}$$

$$(2+1)\sqrt{2} \quad \text{Distributive Property}$$

$$3\sqrt{2} \quad \text{Add.}$$

**REVIEW EXAMPLES**

1. Rewrite  $\sqrt{2}(\sqrt{12} - \sqrt{3})$ .

**Solution:**

$\sqrt{2}(\sqrt{12} - \sqrt{3})$	Original expression
$\sqrt{2} \cdot \sqrt{12} - \sqrt{2} \cdot \sqrt{3}$	Distributive Property
$\sqrt{2} \cdot \sqrt{4 \cdot 3} - \sqrt{2} \cdot \sqrt{3}$	Factor out the perfect square.
$\sqrt{2} \cdot \sqrt{4} \cdot \sqrt{3} - \sqrt{2} \cdot \sqrt{3}$	Product Property
$2 \cdot \sqrt{2} \cdot \sqrt{3} - \sqrt{2} \cdot \sqrt{3}$	Evaluate the square root.
$2\sqrt{6} - \sqrt{6}$	Product Property
$(2 - 1)\sqrt{6}$	Distributive Property
$\sqrt{6}$	Subtract.

2. Write  $\sqrt{\frac{18}{25}}$  in an equivalent form where no radical has a perfect square factor and there is no radical in the denominator.

**Solution:**

$\sqrt{\frac{18}{25}}$	Original expression
$\frac{\sqrt{18}}{\sqrt{25}}$	Quotient Property
$\frac{\sqrt{18}}{5}$	Evaluate the square root.
$\frac{\sqrt{9 \cdot 2}}{5}$	Factor out the perfect square.
$\frac{\sqrt{9} \cdot \sqrt{2}}{5}$	Product Property
$\frac{3\sqrt{2}}{5}$	Evaluate the square root.

To eliminate the radical in the denominator, multiply the numerator and denominator by  $\frac{\sqrt{2}}{\sqrt{2}}$ . The number is unchanged because  $\frac{\sqrt{2}}{\sqrt{2}} = 1$ .

$$\frac{5}{3\sqrt{2}} \cdot \frac{\sqrt{2}}{\sqrt{2}} \quad \text{Multiply.}$$

$$\frac{5\sqrt{2}}{3\sqrt{4}} \quad \text{Product Property}$$

$$\frac{5\sqrt{2}}{3(2)} \quad \text{Evaluate the square root.}$$

$$\frac{5\sqrt{2}}{6} \quad \text{Multiply.}$$

3. Write  $\sqrt{(4p^2)^3}$  in an equivalent form without a square root. Assume that  $p$  is non-negative.

**Solution:**

$$\sqrt{(4p^2)^3} \quad \text{Original expression}$$

$$\sqrt{64p^6} \quad \text{Power of powers rule}$$

$$\sqrt{64} \sqrt{p^6} \quad \text{Product Property}$$

$$8p^3 \quad \text{Evaluate.}$$

4. Look at the expression below.

$$(5 + \sqrt{2}) + 2\sqrt{2}$$

Is the value of the expression rational or irrational? Explain.

**Solution:**

Use the associative property to add like terms.

$$\begin{aligned} (5 + \sqrt{2}) + 2\sqrt{2} &= 5 + (\sqrt{2} + 2\sqrt{2}) \\ &= 5 + 3\sqrt{2} \end{aligned}$$

$3\sqrt{2}$  is the product of a rational number, 3, and an irrational number,  $\sqrt{2}$ . The product of an irrational number and a rational number is always irrational. So,  $3\sqrt{2}$  is irrational. 5 is a rational number and  $3\sqrt{2}$  is an irrational number. The sum of a rational number and an irrational number is always irrational, so the value of the expression  $5 + 3\sqrt{2}$  is irrational.

5. Explain why the product  $\pi \bullet 5$  is irrational.

**Solution:**

The product  $\pi \bullet 5 = 5\pi$ . Assume  $5\pi$  is a rational number. The quotient of two rational numbers is rational. Therefore,  $\frac{5\pi}{5}$  would be a rational number, and  $\frac{5\pi}{5} = \pi$ . This would mean that  $\pi$  is a rational number. This is a contradiction because  $\pi$  is an irrational number. So,  $5\pi$  is irrational.

6. Is the value of the expression  $\sqrt{8}(5\sqrt{8} + \sqrt{2})$  rational or irrational? Explain how you found your answer.

**Solution:**

$$\begin{aligned}\sqrt{8}(5\sqrt{8} + \sqrt{2}) &= 5\sqrt{8} \cdot \sqrt{8} + \sqrt{2} \cdot \sqrt{8} \\ &= 5\sqrt{64} + \sqrt{16} \\ &= 5 \cdot 8 + 4 \\ &= 40 + 4 \\ &= 44\end{aligned}$$

The value of the expression is 44, which is rational.



**SAMPLE ITEMS**

1. Which expression is equivalent to  $\sqrt{32} - \sqrt{8}$ ?

- A.  $2\sqrt{2}$
- B.  $6\sqrt{2}$
- C.  $2\sqrt{6}$
- D.  $2\sqrt{10}$

**Correct Answer:** A

2. Which expression is equivalent to  $\sqrt{\frac{27}{16}}$ ?

- A.  $\frac{3}{4\sqrt{3}}$
- B.  $\frac{3}{2\sqrt{3}}$
- C.  $\frac{4}{3\sqrt{3}}$
- D.  $\frac{9}{4\sqrt{3}}$

**Correct Answer:** D

3. Which expression has a value that is a rational number?

- A.  $\sqrt{10} + 16$
- B.  $2(\sqrt{5} + \sqrt{7})$
- C.  $\sqrt{9} + \sqrt{4}$
- D.  $\sqrt{3} + 0$

**Correct Answer:** C

4. Which statement is true about the value of  $(\sqrt{8} + 4) \cdot 4$ ?
- A. It is rational because the product of two rational numbers is rational.
  - B. It is rational because the product of a rational number and an irrational number is rational.
  - C. It is irrational because the product of two irrational numbers is irrational.
  - D. It is irrational because the product of an irrational number and a rational number is irrational.

**Correct Answer:** D

5. Let  $a$  be a nonzero rational number and  $b$  be an irrational number. Which of these **MUST** be a rational number?
- A.  $b + 0$
  - B.  $a + a$
  - C.  $a + b$
  - D.  $b + b$

**Correct Answer:** B

## Perform Arithmetic Operations on Polynomials

**MGSE9-12.A.APR.1** Add, subtract, and multiply polynomials; understand that polynomials form a system analogous to the integers in that they are closed under these operations.

### KEY IDEAS

1. A **polynomial** is an expression made from one or more terms that involve constants, variables, and exponents.

**Examples:**

$$\begin{aligned} 3x \\ x^3 + 5x^2 + 4 \\ a^2b - 2ab + b^2 \end{aligned}$$

2. To add and subtract polynomials, combine like terms. In a polynomial, like terms have the same variables and are raised to the same powers.

**Examples:**

$$\begin{aligned} 7x + 6 + 5x - 3 &= 7x + 5x + 6 - 3 \\ &= 12x + 3 \end{aligned}$$

$$\begin{aligned} 13a + 1 - (5a - 4) &= 13a + 1 - 5a + 4 \\ &= 13a - 5a + 1 + 4 \\ &= 8a + 5 \end{aligned}$$

3. To multiply polynomials, use the Distributive Property. Multiply every term in the first polynomial by every term in the second polynomial. To completely simplify, add like terms after multiplying.

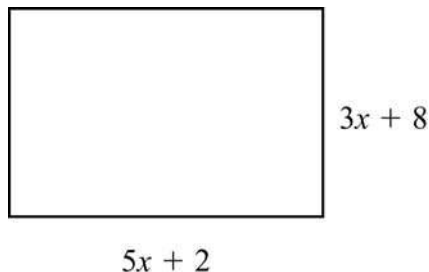
**Example:**

$$\begin{aligned} (x + 5)(x - 3) &= (x)(x) + (-3)(x) + (5)(x) + (5)(-3) \\ &= x^2 - 3x + 5x - 15 \\ &= x^2 + 2x - 15 \end{aligned}$$

4. Polynomials are closed under addition, subtraction, and multiplication, similar to the set of integers. This means that the sum, difference, or product of two polynomials is always a polynomial.

**REVIEW EXAMPLES**

1. The dimensions of a rectangle are shown.



What is the perimeter of the rectangle if the perimeter of a rectangle is equal to the sum of the lengths of its sides?

**Solution:**

Substitute  $5x + 2$  for  $l$  and  $3x + 8$  for  $w$  in the formula for the perimeter of a rectangle:

$$P = (5x + 2) + (5x + 2) + (3x + 8) + (3x + 8)$$

$$P = 2(5x + 2) + 2(3x + 8)$$

$$P = 10x + 4 + 6x + 16$$

$$P = 10x + 6x + 4 + 16$$

$$P = 16x + 20$$

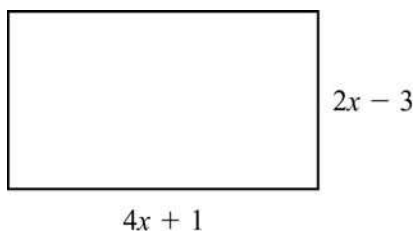
2. Rewrite the expression  $(x^3 + 2x^2 - x) - (-x^3 + 2x^2 + 6)$ .

**Solution:**

Combine like terms:

$$\begin{aligned}(x^3 + 2x^2 - x) - (-x^3 + 2x^2 + 6) &= x^3 + 2x^2 - x + x^3 - 2x^2 - 6 \\ &= x^3 + x^3 + 2x^2 - 2x^2 - x - 6 \\ &= 2x^3 - x - 6\end{aligned}$$

3. The dimensions of a patio, in feet, are shown below.



What is the area of the patio, in square feet?

**Solution:**

Substitute  $4x + 1$  for  $l$  and  $2x - 3$  for  $w$  in the formula for the area of a rectangle:

$$A = lw$$

$$A = (4x + 1)(2x - 3)$$

$$A = 8x^2 - 12x + 2x - 3$$

$$A = 8x^2 - 10x - 3 \text{ square feet}$$

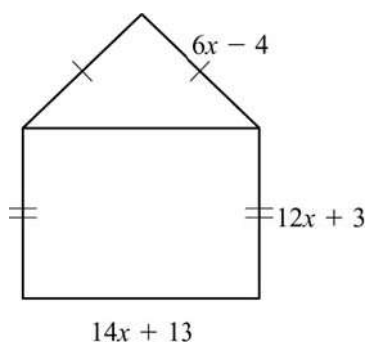
### SAMPLE ITEMS

1. What is the product of  $7x - 4$  and  $8x + 5$ ?

- A.  $15x + 1$
- B.  $30x + 2$
- C.  $56x^2 + 3x - 20$
- D.  $56x^2 - 3x + 20$

**Correct Answer: C**

2. A model of a house is shown.



What is the perimeter, in units, of the model?

- A.  $32x + 12$  units
- B.  $46x + 25$  units
- C.  $50x + 11$  units
- D.  $64x + 24$  units

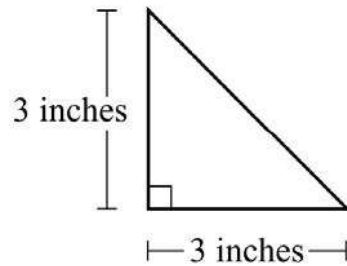
**Correct Answer: C**

3. Which has the same value as the expression  $(8x^2 + 2x - 6) - (5x^2 - 3x + 2)$ ?

- A.  $3x^2 - x - 4$
- B.  $3x^2 + 5x - 8$
- C.  $13x^2 - x - 8$
- D.  $13x^2 - 5x - 4$

**Correct Answer: B**

4. Kelly makes two different-sized ceramic tiles in the shape of a right isosceles triangle. This diagram shows the leg lengths of the smaller tile.



Kelly makes the larger tile by increasing the length of each leg of the smaller tile by  $x$  inches. Which expression represents the length, in inches, of the hypotenuse of the larger tile?

- A.  $18 + x$
- B.  $(x + 3)^2$
- C.  $(x + 3)\sqrt{2}$
- D.  $3\sqrt{2} + x$

**Correct Answer: C**

## UNIT 5: QUADRATIC FUNCTIONS

This unit investigates quadratic functions. Students study the structure of expressions and write expressions in equivalent forms. They solve quadratic equations by inspection, by completing the square, by factoring, and by using the quadratic formula. Students also graph quadratic functions and analyze characteristics of those functions, including end behavior. They write functions for various situations and build functions from other functions, using operations as needed. Given two-variable data, students fit a function to the data and use it to make predictions.

### Interpret the Structure of Expressions

**MGSE9-12.A.SSE.1** Interpret expressions that represent a quantity in terms of its context.

**MGSE9-12.A.SSE.1a** Interpret parts of an expression, such as terms, factors, and coefficients, in context.

**MGSE9-12.A.SSE.1b** Given situations which utilize formulas or expressions with multiple terms and/or factors, interpret the meaning (in context) of individual terms or factors.

**MGSE9-12.A.SSE.2** Use the structure of an expression to rewrite it in different equivalent forms. *For example, see  $x^4 - y^4$  as  $(x^2)^2 - (y^2)^2$ , thus recognizing it as a difference of squares that can be factored as  $(x^2 - y^2)(x^2 + y^2)$ .*

### KEY IDEAS

1. An **algebraic expression** contains variables, numbers, and operation symbols.
2. A **term** in an algebraic expression can be a constant, a variable, or a constant multiplied by a variable or variables. Every term is separated by a plus sign or minus sign.

**Example:**

The terms in the expression  $5x^2 - 3x + 8$  are  $5x^2$ ,  $-3x$ , and 8.

3. A **coefficient** is the constant number that is multiplied by a variable in a term.

**Example:**

The coefficient in the term  $7x^2$  is 7.

4. A **common factor** is a variable or number that terms can be divided by without a remainder.

**Example:**

The common factors of  $30x^2$  and  $6x$  are 1, 2, 3, 6, and  $x$ .

5. A **common factor of an expression** is a number or term that the entire expression can be divided by without a remainder.

**Example:**

The common factor for the expression  $3x^2 + 6x - 15x$  is 3 [(because  $3x^2 + 6x - 15x = 3(x^2 + 2x - 5)$ )].



6. If parts of an expression are independent of each other, the expression can be interpreted in different ways.

**Example:**

In the expression  $y^2(x + 1)^2$  the factors  $y$  and  $(x + 1)^2$  are independent of each other. It can be interpreted as the product of  $y$  and a term that does not depend on  $y$ .

7. The structure of some expressions can be used to help rewrite them. For example, some fourth-degree expressions are in quadratic form.

**Example:**

$$x^2 + 5x + 4 = (x + 4)(x + 1)$$

**Example:**

$$x^2 - x^2$$

**REVIEW EXAMPLES**

1. Consider the expression  $3n^2 + n + 2$ .
- What is the coefficient of  $n$ ?
  - What terms are being added in the expression?

**Solution:**

- 1
- $3n^2$ ,  $n$ , and 2

2. Factor the expression  $16a^2 - 81$ .

**Solution:**

The expression  $16a^2 - 81$  is quadratic in form, because it is the difference of two squares ( $16a^2 = (4a)^2$  and  $81 = 9^2$ ) and both terms of the binomial are perfect squares. The difference of squares can be factored as:

$$x^2 - y^2 = (x + y)(x - y)$$

$$16a^2 - 81 \quad \text{Original expression}$$

$$(4a + 9)(4a - 9) \quad \text{Factor the binomial (difference of two squares).}$$

3. Factor the expression  $12x^2 + 14x - 6$ .

**Solution:**

$$12x^2 + 14x - 6 \quad \text{Original expression}$$

$$2(6x^2 + 7x - 3) \quad \text{Factor the trinomial (common factor).}$$

$$2(3x - 1)(2x + 3) \quad \text{Factor.}$$

### SAMPLE ITEMS

1. In which expression is the coefficient of the  $n$  term  $-1$ ?

- A.  $3n^2 + 4n - 1$
- B.  $-n^2 + 5n + 4$
- C.  $-2n^2 - n + 5$
- D.  $4n^2 + n - 5$

**Correct Answer:** C

2. Which expression is equivalent to  $121x^2 - 64y^2$ ?

- A.  $(11x - 16y)(11x + 16y)$
- B.  $(11x - 16y)(11x - 16y)$
- C.  $(11x + 8y)(11x + 8y)$
- D.  $(11x + 8y)(11x - 8y)$

**Correct Answer:** D

3. The expression  $s^2$  is used to calculate the area of a square, where  $s$  is the side length of the square. What does the expression  $(8x)^2$  represent?

- A. the area of a square with a side length of 8
- B. the area of a square with a side length of 16
- C. the area of a square with a side length of  $4x$
- D. the area of a square with a side length of  $8x$

**Correct Answer:** D

## Write Expressions in Equivalent Forms to Solve Problems

**MGSE9-12.A.SSE.3** Choose and produce an equivalent form of an expression to reveal and explain properties of the quantity represented by the expression.

**MGSE9-12.A.SSE.3a** Factor any quadratic expression to reveal the zeros of the function defined by the expression.

**MGSE9-12.A.SSE.3b** Complete the square in a quadratic expression to reveal the maximum and minimum value of the function defined by the expression.

### KEY IDEAS

1. The **zeros** or **roots** of a function are the values of the variable that make the function equal to zero. When the function is written in factored form, the Zero Product Property can be used to find the zeros of the function. The Zero Product Property states that if the product of two factors is zero, then one or both of the factors must be zero. So, the zeros of the function are the values that make either factor equal to zero.

**Example:**

$$\begin{array}{ll} x^2 - 7x + 12 = 0 & \text{Original equation} \\ (x - 3)(x - 4) = 0 & \text{Factor.} \end{array}$$

Set each factor equal to zero and solve.

$$\begin{array}{ll} x - 3 = 0 & x - 4 = 0 \\ x = 3 & x = 4 \end{array}$$

The zeros of the function  $y = x^2 - 7x + 12$  are  $x = 3$  and  $x = 4$ .

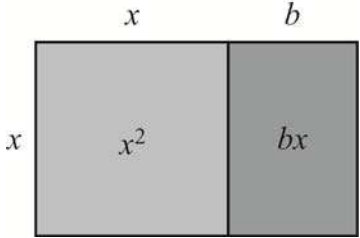
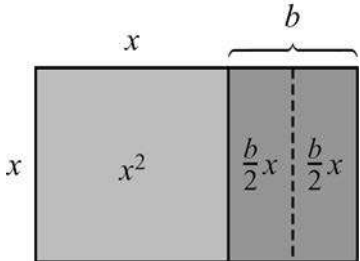
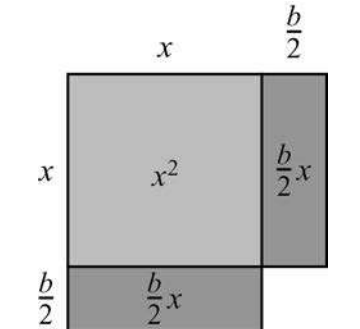
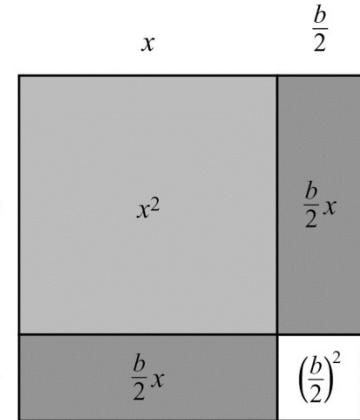
2. To **complete the square** of a quadratic function means to write a function as the square of a sum. The standard form for a quadratic expression is  $ax^2 + bx + c$ , where  $a \neq 0$ . When  $a = 1$ , completing the square of the function  $x^2 + bx = d$  gives  $\left(x + \frac{b}{2}\right)^2 = d + \left(\frac{b}{2}\right)^2$ . To complete the square when the value  $a \neq 1$ , factor the value of  $a$  from the expression.

**Example:**

To complete the square, take half of the coefficient of the  $x$ -term, square it, and add it to both sides of the equation.

$$\begin{array}{ll} x^2 + bx = d & \text{Original expression} \\ x^2 + bx + \left(\frac{b}{2}\right)^2 = d + \left(\frac{b}{2}\right)^2 & \text{The coefficient of } x \text{ is } b. \text{ Half of } b \text{ is } \frac{b}{2}. \text{ Add the square of } \frac{b}{2} \text{ to both sides of the equation.} \\ \left(x + \frac{b}{2}\right)^2 = d + \left(\frac{b}{2}\right)^2 & \text{The expression on the left side of the equation is a perfect square trinomial. Factor to write it as a binomial squared.} \end{array}$$

This figure shows how a model can represent completing the square of the expression  $x^2 + bx$ , where  $b$  is positive.

<p>This model represents the expression <math>x^2 + bx</math>. To complete the square, create a model that is a square.</p>	
<p>Split the rectangle for <math>bx</math> into two rectangles that represent <math>\frac{b}{2}x</math>.</p>	
<p>Rearrange the two rectangles that represent <math>\frac{b}{2}x</math>.</p>	
<p>The missing piece of the square measures <math>\frac{b}{2}</math> by <math>\frac{b}{2}</math>. Add and subtract <math>\left(\frac{b}{2}\right)^2</math> to complete the model of the square. The large square has a side length of <math>x + \frac{b}{2}</math>, so this model represents <math>\left(x + \frac{b}{2}\right)^2</math>.</p> $x^2 + bx = \left(x + \frac{b}{2}\right)^2 - \left(\frac{b}{2}\right)^2$	

**Examples:**

Complete the square —

$$x^2 + 3x + 7$$

$$\left(x^2 + 3x + \left(\frac{3}{2}\right)^2\right) + 7 - \left(\frac{3}{2}\right)^2$$

$$\left(x + \frac{3}{2}\right)^2 + \frac{19}{4}$$

Complete the square —

$$x^2 + 3x + 7 = 0$$

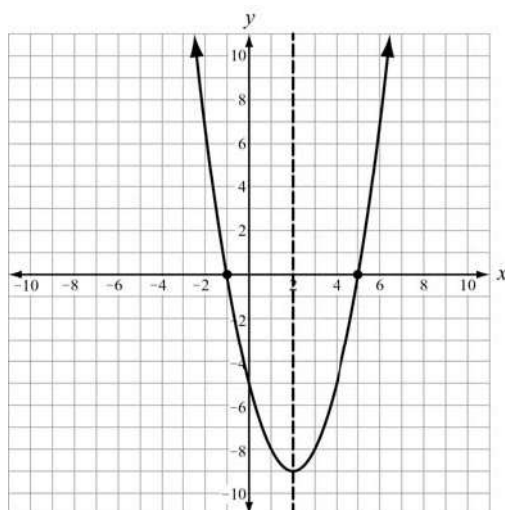
$$x^2 + 3x + \left(\frac{3}{2}\right)^2 = -7 + \left(\frac{3}{2}\right)^2$$

$$\left(x + \frac{3}{2}\right)^2 = -\frac{19}{4}$$

3. Every quadratic function has a **minimum** or a **maximum**. This minimum or maximum is located at the **vertex**  $(h, k)$ . The vertex  $(h, k)$  also identifies the **axis of symmetry** and the minimum or maximum value of the function. The axis of symmetry is  $x = h$ .




**Example:**

The quadratic equation  $f(x) = x^2 - 4x - 5$  is shown in this graph. The minimum of the function occurs at the vertex  $(2, -9)$ . The zeros or x-intercepts of the function are  $(-1, 0)$  and  $(5, 0)$ . The axis of symmetry is  $x = 2$ .



4. The **vertex form** of a quadratic function is  $f(x) = a(x - h)^2 + k$  where  $(h, k)$  is the vertex. One way to convert an equation from standard form to vertex form is to complete the square.
5. The vertex of a quadratic function can also be found by using the **standard form** and determining the value  $-\frac{b}{2a}$ . The vertex is  $\left(-\frac{b}{2a}, f\left(-\frac{b}{2a}\right)\right)$ .

**Important Tips**

-  When you complete the square, make sure you are only changing the form of the expression and not changing the value.
-  When completing the square in an **expression**, add **and subtract** half of the coefficient of the x-term squared.
-  When completing the square in an **equation**, add half of the coefficient of the x-term squared **to both sides of the equation**.

**REVIEW EXAMPLES**

1. Write  $f(x) = 2x^2 + 12x + 1$  in vertex form.

**Solution Method 1:**

The function is in standard form, where  $a = 2$ ,  $b = 12$ , and  $c = 1$ .

$2x^2 + 12x + 1$	Original expression
$2(x^2 + 6x) + 1$	Factor out 2 from the quadratic and linear terms.
$2\left(x^2 + 6x + \left(3\right)^2 - \left(3\right)^2\right) + 1$	Add and subtract the square of half of the coefficient of the linear term.
$2\left(x^2 + 6x + \left(3\right)^2\right) - 2(9) + 1$	Remove the subtracted term from the parentheses.
$2\left(x^2 + 6x + \left(3\right)^2\right) - 17$	Remember to multiply by $a$ .
$2\left(x + 3\right)^2 - 17$	Combine the constant terms.
	Write the perfect square trinomial as a binomial squared.

The vertex of the function is  $(-3, -17)$ .

The vertex of a quadratic function can also be found by writing the polynomial in standard form and determining the value of  $\frac{-b}{2a}$ . The vertex is  $\left(\frac{-b}{2a}, f\left(\frac{-b}{2a}\right)\right)$ .

For  $f(x) = 2x^2 + 12x + 1$ ,  $a = 2$ ,  $b = 12$ , and  $c = 1$ .

$$\frac{-b}{2a} = \frac{-12}{2(2)} = \frac{-12}{4} = -3$$

$$\begin{aligned} f(-3) &= 2(-3) + 12(-3) + 1 \\ &= 2(-3) - 36 + 1 \\ &= 18 - 9 + 1 \end{aligned}$$

The vertex of the function is  $(-3, -17)$ .

2. The function  $h(t) = -t^2 + 8t + 2$  represents the height, in feet, of a stream of water being squirted out of a fountain after  $t$  seconds. What is the maximum height of the water?

**Solution Method 2:**

The function is in standard form, where  $a = -1$ ,  $b = 8$ , and  $c = 2$ .

The x-coordinate of the vertex is  $\frac{-b}{2a} = \frac{-8}{2(-1)} = 4$ .

The y-coordinate of the vertex is  $h(4) = -(4)^2 + 8(4) + 2 = 18$ .

The vertex of the function is  $(4, 18)$ . So, the maximum height of the water occurs at 4 seconds and is 18 feet.

3. What are the zeros of the function represented by the quadratic expression  $x^2 + 6x - 27$ ?

**Solution:**

Factor the expression:  $x^2 + 6x - 27 = (x + 9)(x - 3)$ .

	x + 9	
x	$x^2$	$9x$
-		
3	$-3x$	$27$

Set each factor equal to 0 and solve for  $x$ . This means that  $f(-9) = 0$  and  $f(3) = 0$ .

$$x + 9 = 0 \qquad x - 3 = 0$$

$$x = -9 \qquad x = 3$$

The zeros are  $x = -9$  and  $x = 3$ .

4. What are the zeros of the function represented by the quadratic expression  $2x^2 - 5x - 3$ ?

**Solution:**

Factor the expression:  $2x^2 - 5x - 3 = (2x + 1)(x - 3)$ .

Set each factor equal to 0 and solve for  $x$ .

$$2x + 1 = 0 \qquad x - 3 = 0$$

$$x = -\frac{1}{2} \qquad x = 3$$

The zeros are  $x = -\frac{1}{2}$  and  $x = 3$ .

**SAMPLE ITEMS**

1. What are the zeros of the function represented by the quadratic expression  $2x^2 + x - 3$ ?

- A.  $x = -\frac{3}{2}$  and  $x = 1$
- B.  $x = -\frac{2}{3}$  and  $x = 1$
- C.  $x = -1$  and  $x = \frac{2}{3}$
- D.  $x = -1$  and  $x = -\frac{3}{2}$

**Correct Answer:** A

2. What is the vertex of the graph of  $f(x) = x^2 + 10x - 9$ ?

- A. (5, 66)
- B. (5, -9)
- C. (-5, -9)
- D. (-5, -34)

**Correct Answer:** D

3. Which of these is the result of completing the square for the expression  $x^2 + 8x - 30$ ?

- A.  $(x + 4)^2 - 30$
- B.  $(x + 4)^2 - 46$
- C.  $(x + 8)^2 - 30$
- D.  $(x + 8)^2 - 94$

**Correct Answer:** B

4. The expression  $-x^2 + 70x - 600$  represents a company's profit for selling  $x$  items. For which number(s) of items sold is the company's profit equal to \$0?

- A. 0 items
- B. 35 items
- C. 10 items and 60 items
- D. 20 items and 30 items

**Correct Answer:** C



## Create Equations That Describe Numbers or Relationships

**MGSE9-12.A.CED.1** Create equations and inequalities in one variable and use them to solve problems. Include equations arising from quadratic functions.

**MGSE9-12.A.CED.2** Create linear, quadratic, and exponential equations in two or more variables to represent relationships between quantities; graph equations on coordinate axes with labels and scales. (The phrase “in two or more variables” refers to formulas like the compound interest formula, in which  $A = P(1 + \frac{r}{n})^{nt}$  has multiple variables.)

**MGSE9-12.A.CED.4** Rearrange formulas to highlight a quantity of interest using the same reasoning as in solving equations. *Examples: Rearrange Ohm’s law  $V = IR$  to highlight resistance  $R$ ; rearrange area of a circle formula  $A = \pi r^2$  to highlight the radius  $r$ .*

### KEY IDEAS

1. Quadratic equations can be written to model real-world situations.

Here are some examples of real-world situations that can be modeled by quadratic functions:

- Finding the area of a shape: Given that the length of a rectangle is 5 units more than the width, the area of the rectangle in square units can be represented by  $A = x(x + 5)$  where  $x$  is the width and  $x + 5$  is the length.
- Finding the product of consecutive integers: Given an integer,  $n$ , the next consecutive integer is  $n + 1$  and the next consecutive even (or odd) integer is  $n + 2$ . The product,  $P$ , of two consecutive integers is  $P = n(n + 1)$ .
- Finding the height of a projectile that is dropped: When heights are given in metric units, the equation used is  $h(t) = -4.9t^2 + v_o t + h_o$ , where  $v_o$  is the initial velocity and  $h_o$  is the initial height, in meters. The coefficient  $-4.9$  represents half the force of gravity. When heights are given in customary units, the equation used is  $h(t) = -16t^2 + v_o t + h_o$ , where  $v_o$  is the initial velocity and  $h_o$  is the initial height, in feet. The coefficient  $-16$  represents half the force of gravity. For example, the height, in feet, of a ball thrown with an initial velocity of 60 feet per second and an initial height of 4 feet can be represented by  $h(t) = -16t^2 + 60t + 4$ , where  $t$  is seconds.

2. You can use the properties of equality to solve for a variable in an equation. Use inverse operations on both sides of the equation until you have isolated the variable.

#### Example:

Solve  $S = 2\pi r^2 + 2\pi rh$  for  $r$ .

**Solution:**

First, factor the expression  $2\pi r^2 + 2\pi rh$ .

$$2\pi r(r + h)$$

Next, set each factor equal to 0.

$$\begin{aligned} 2\pi r &= 0, & r + h &= 0 \\ r &= 0, & r &= -h \end{aligned}$$

3. To graph a quadratic equation, find the vertex of the graph and the zeros of the equation. The axis of symmetry goes through the vertex and divides the graph into two sides that are mirror images of each other. To draw the graph, you can plot points on one side of the parabola and use symmetry to find the corresponding points on the other side of the parabola.

**Example:**

Graph the quadratic equation  $y = x^2 + 5x + 6$ .

**Solution:**

First, we can find the zeros by solving for  $x$  when  $y = 0$ . This is where the graph crosses the  $x$ -axis.

$$\begin{aligned} 0 &= x^2 + 5x + 6 \\ 0 &= (x + 2)(x + 3) \\ x + 2 &= 0, x + 3 = 0 \\ x &= -2, \quad x = -3; \text{ this gives us the points } (-2, 0) \text{ and } (-3, 0). \end{aligned}$$

Next, we can find the axis of symmetry by finding the vertex. The axis of symmetry is the equation  $x = -\frac{b}{2a}$ . To find the vertex, we first find the axis of symmetry.

$$x = -\frac{5}{2(1)} = -\frac{5}{2}$$

Now we can find the value of the  $y$ -coordinate of the vertex.

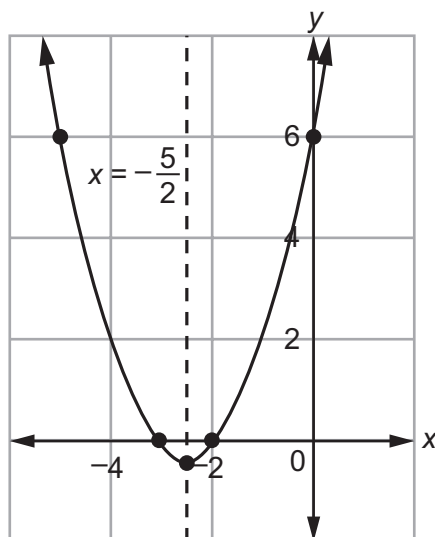
$$\begin{aligned} y &= \left(-\frac{5}{2}\right)^2 + 5\left(-\frac{5}{2}\right) + 6 \\ &= \frac{25}{4} + \left(-\frac{25}{2}\right) + 6 \\ &= \frac{25}{4} + -\frac{50}{4} + \frac{24}{4} \\ &= -\frac{25}{4} + \frac{24}{4} \\ &= -\frac{1}{4} \end{aligned}$$

So, the vertex is located at  $\left(-\frac{5}{2}, -\frac{1}{4}\right)$ .

Next, we can find two more points to continue the curve. We can use the y-intercept to find the first of the two points.

$y = (0)^2 + 5(0) + 6 = 6$ , the y-intercept is at  $(0, 6)$ .

This point is 2.5 more than the axis of symmetry so the last point will be 2.5 less than the axis of symmetry; 2.5 less than the axis of symmetry and a y-value of 6 is the point  $(-5, 6)$



4. The axis of symmetry is the midpoint for each corresponding pair of x-coordinates with the same y-value. If  $(x_1, y)$  is a point on the graph of a parabola and  $x = h$  is the axis of symmetry, then  $(x_2, y)$  is also a point on the graph, and  $x_2$  can be found using this equation:  $\frac{x_1 + x_2}{2} = h$ . In the example above, we can use the zeros  $(-3, 0)$  and  $(-2, 0)$  to find the axis of symmetry.

$$\frac{-3 + -2}{2} = -\frac{5}{2} = -2.5, \text{ so } x = -2.5$$

**REVIEW EXAMPLES**

1. The product of two consecutive positive integers is 132.

- Write an equation to model the situation.
- What are the two consecutive integers?

**Solution:**

- Let  $n$  represent the lesser of the two integers. Then  $n + 1$  represents the greater of the two integers. So, the equation is  $n(n + 1) = 132$ .
- Solve the equation for  $n$ .

$$n(n + 1) = 132 \quad \text{Original equation}$$

$$n^2 + n = 132 \quad \text{Distributive Property}$$

$$n^2 + n - 132 = 0 \quad \text{Subtraction Property of Equality}$$

$$(n + 12)(n - 11) = 0 \quad \text{Factor.}$$

Set each factor equal to 0 and solve for  $n$ .

$$n + 12 = 0 \qquad n - 11 = 0$$

$$n = -12 \qquad n = 11$$

Because the two consecutive integers are both positive,  $n = -12$  cannot be the solution. So,  $n = 11$  is the solution, which means that the two consecutive integers are 11 and 12.

2. The formula for the volume of a cylinder is  $V = \pi r^2 h$ .

- Solve the formula for  $r$ .
- If the volume of a cylinder is  $200\pi$  cubic inches and the height of the cylinder is 8 inches, what is the radius of the cylinder?

**Solution:**

- Solve the formula for  $r$ .

$$V = \pi r^2 h \quad \text{Original formula}$$

$$\frac{V}{\pi h} = r^2 \quad \text{Division Property of Equality}$$

$$\pm \sqrt{\frac{V}{\pi h}} = r \quad \text{Take the square root of both sides.}$$

$$\sqrt{\frac{V}{\pi h}} = r \quad \text{Choose the positive value because the radius cannot be negative.}$$

- Substitute  $200\pi$  for  $V$  and 8 for  $h$ , and evaluate.

$$r = \sqrt{\frac{V}{\pi h}} = \sqrt{\frac{200\pi}{\pi(8)}} = \sqrt{\frac{200}{8}} = \sqrt{25} = 5$$

The radius of the cylinder is 5 inches.

3. Graph the function represented by the equation  $y = 3x^2 - 6x - 9$ .

**Solution:**

Find the zeros of the equation.

$$0 = 3x^2 - 6x - 9 \quad \text{Set the equation equal to 0.}$$

$$0 = 3(x^2 - 2x - 3) \quad \text{Factor out 3.}$$

$$0 = 3(x - 3)(x + 1) \quad \text{Factor.}$$

$$0 = (x - 3)(x + 1) \quad \text{Division Property of Equality}$$

Set each factor equal to 0 and solve for  $x$ .

$$x - 3 = 0 \qquad x + 1 = 0$$

$$x = 3 \qquad x = -1$$

The zeros are at  $x = -1$  and  $x = 3$ .

Find the vertex of the graph.

$$\frac{-b}{2a} = \frac{-(-6)}{2(3)} = \frac{6}{6} = 1$$

Substitute 1 for  $x$  in the original equation to find the  $y$ -value of the vertex:

$$\begin{aligned} 3(1)^2 - 6(1) - 9 &= 3 - 6 - 9 \\ &= -12 \end{aligned}$$

Graph the two  $x$ -intercepts  $(3, 0)$ ,  $(-1, 0)$  and the vertex  $(1, -12)$ .

Another descriptive point is the  $y$ -intercept. You can find the  $y$ -intercept by substituting 0 for  $x$ .

$$y = 3x^2 - 6x - 9$$

$$y = 3(0)^2 - 6(0) - 9$$

$$y = -9$$

You can find more points for your graph by substituting  $x$ -values into the function. Find the  $y$ -value when  $x = -2$ .

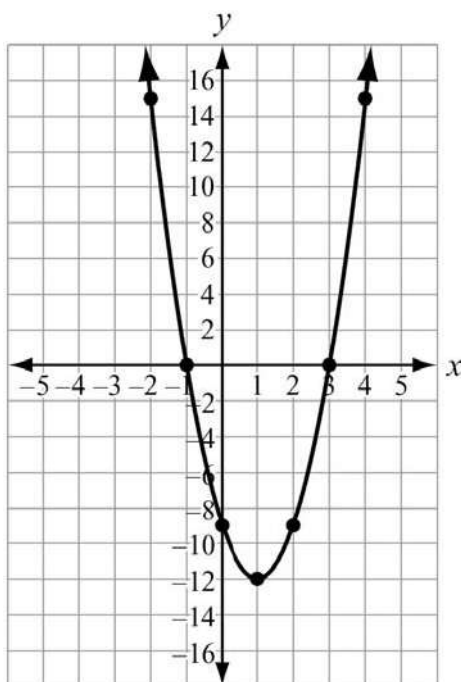
$$y = 3x^2 - 6x - 9$$

$$y = 3(-2)^2 - 6(-2) - 9$$

$$y = 3(4) + 12 - 9$$

$$y = 15$$

Graph the points  $(0, -9)$  and  $(-2, 15)$ . Then use the concept of symmetry to draw the rest of the function. The axis of symmetry is  $x = 1$ . So, the mirror image of  $(0, -9)$  is  $(2, -9)$  and the mirror image of  $(-2, 15)$  is  $(4, 15)$ . Along with the zeros or  $x$ -intercepts and the vertex, this gives us 7 coordinates.



**SAMPLE ITEMS**

1. A garden measuring 8 feet by 12 feet will have a walkway around it. The walkway has a uniform width, and the area covered by the garden and the walkway is 192 square feet. What is the width of the walkway?
- A. 2 feet
  - B. 3.5 feet
  - C. 4 feet
  - D. 6 feet

**Correct Answer:** A

2. The formula for the area of a circle is  $A = \pi r^2$ . Which equation shows the formula in terms of  $r$ ?

A.  $r = \frac{2A}{\pi}$

B.  $r = \frac{\sqrt{A}}{\pi}$

C.  $r = \sqrt{\frac{A}{\pi}}$

D.  $r = \frac{A}{2\pi}$

**Correct Answer:** C

## Solve Equations and Inequalities in One Variable

**MGSE9-12.A.REI.4** Solve quadratic equations in one variable.

**MGSE9-12.A.REI.4a** Use the method of completing the square to transform any quadratic equation in  $x$  into an equation of the form  $(x - p)^2 = q$  that has the same solutions. Derive the quadratic formula from  $ax^2 + bx + c = 0$ .

**MGSE9-12.A.REI.4b** Solve quadratic equations by inspection (e.g., for  $x^2 = 49$ ), taking square roots, factoring, completing the square, and the quadratic formula, as appropriate to the initial form of the equation (limit to real number solutions).

### KEY IDEAS

- When quadratic equations do not have a linear term, you can solve the equation by taking the **square root** of each side of the equation. Remember, every square root has a positive value and a negative value. Earlier in the guide, we eliminated the negative answers when they represented length or distance.

**Example:**

$$3x^2 - 147 = 0$$

$$3x^2 = 147$$

Addition Property of Equality

$$x^2 = 49$$

Division Property of Equality

$$x = \pm 7$$

Take the square root of both sides.

Check your answers:

$$\begin{aligned} 3(7)^2 - 147 &= 3(49) - 147 \\ &= 147 - 147 \\ &= 0 \end{aligned}$$

$$\begin{aligned} 3(-7)^2 - 147 &= 3(49) - 147 \\ &= 147 - 147 \\ &= 0 \end{aligned}$$

- You can **factor** some quadratic equations to find the solutions. To do this, rewrite the equation in standard form set equal to zero ( $ax^2 + bx + c = 0$ ). Factor the expression, set each factor to 0 (by the Zero Product Property), and then solve for  $x$  in each resulting equation. This will provide two rational values for  $x$ .

**Example:**

$$x^2 - x = 12$$

$$x^2 - x - 12 = 0$$

Subtraction Property of Equality

$$(x - 4)(x + 3) = 0$$

Distributive Property



Set each factor equal to 0 and solve.

$$\begin{array}{ll} x - 4 = 0 & x + 3 = 0 \\ x = 4 & x = -3 \end{array}$$

Check your answers:

$$\begin{array}{ll} 4^2 - 4 = 16 - 4 & (-3)^2 - (-3) = 9 + 3 \\ = 12 & = 12 \end{array}$$

3. You can complete the square to solve a quadratic equation. First, write the expression that represents the function in standard form,  $ax^2 + bx + c = 0$ . Subtract the constant from both sides of the equation:  $ax^2 + bx = -c$ . Divide both sides of the equation by  $a$ :  $x^2 + \frac{b}{a}x = \frac{-c}{a}$ . Add the square of half the coefficient of the  $x$ -term to both sides:  $x^2 + \frac{b}{a}x + \left(\frac{b}{2a}\right)^2 = \frac{-c}{a} + \left(\frac{b}{2a}\right)^2$ . Write the perfect square trinomial as a binomial squared:  $\left(x + \frac{b}{2a}\right)^2 = \frac{b^2 - 4ac}{4a^2}$ . Take the square root of both sides of the equation and solve for  $x$ .

**Example:**

$$5x^2 - 6x - 8 = 0$$

$$5x^2 - 6x = 8$$

Addition Property of Equality

$$x^2 - \frac{6}{5}x = \frac{8}{5}$$

Division Property of Equality

$$x^2 - \frac{6}{5}x + \left(\frac{3}{5}\right)^2 = \frac{8}{5} + \left(\frac{3}{5}\right)^2$$

Addition Property of Equality

$$x^2 - \frac{6}{5}x + \left(\frac{6}{10}\right)^2 = \frac{8}{5} + \frac{9}{25}$$

$$\left(x - \frac{3}{5}\right)^2 = \frac{40}{25} + \frac{9}{25}$$

Distribution Property

$$\left(x - \frac{3}{5}\right)^2 = \frac{49}{25}$$

$$x - \frac{3}{5} = \pm \frac{7}{5}$$

Take the square root of both sides.

$$x = \frac{3}{5} \pm \frac{7}{5}$$

Addition Property of Equality

$$x = \frac{3}{5} + \frac{7}{5} = \frac{10}{5} = 2; x = \frac{3}{5} - \frac{7}{5} = \frac{-4}{5}$$

Solve for  $x$  for both operations.

4. All quadratic equations can be solved using the quadratic formula. The **quadratic formula** is  $x = \frac{-b \pm \sqrt{b^2 - 4ac}}{2a}$ , where  $ax^2 + bx + c = 0$ . The quadratic formula will yield real solutions. We can solve the previous equation using the quadratic formula.

**Example:**

$$5x^2 - 6x - 8 = 0 \text{ where } a = 5, b = -6, \text{ and } c = -8$$

$$x = \frac{-(-6) \pm \sqrt{(-6)^2 - 4(5)(-8)}}{2(5)}$$

$$x = \frac{6 \pm \sqrt{36 - 4(-40)}}{10}$$

$$x = \frac{6 \pm \sqrt{36 - (-160)}}{10}$$


$$x = \frac{6 \pm \sqrt{36 + (160)}}{10}$$

$$x = \frac{6 \pm \sqrt{196}}{10}$$

$$x = \frac{6 \pm 14}{10}$$

$$x = \frac{6 + 14}{10} = \frac{20}{10} = 2; \quad x = \frac{6 - 14}{10} = \frac{-8}{10} = \frac{-4}{5}$$

**Important Tip**

 While there may be several methods that can be used to solve a quadratic equation, some methods may be easier than others for certain equations.

**REVIEW EXAMPLES**

1. Solve the equation  $x^2 - 10x + 25 = 0$  by factoring.

**Solution:**

Factor:  $x^2 - 10x + 25 = (x - 5)(x - 5)$ .

Both factors are the same, so solve the equation:

$$x - 5 = 0$$

$$x = 5$$

2. Solve the equation  $x^2 - 100 = 0$  by using square roots.

**Solution:**

Solve the equation using square roots.

$$x^2 = 100 \quad \text{Addition Property of Equality}$$

$$x = \pm\sqrt{100} \quad \text{Take the square root of both sides of the equation.}$$

$$x = \pm 10 \quad \text{Evaluate.}$$

### SAMPLE ITEMS

1. What are the solutions to the equation  $2x^2 - 2x - 12 = 0$ ?

- A.  $x = -4, x = 3$
- B.  $x = -3, x = 4$
- C.  $x = -2, x = 3$
- D.  $x = -6, x = 2$

**Correct Answer:** C

2. What are the solutions to the equation  $6x^2 - x - 40 = 0$ ?

- A.  $x = -\frac{8}{3}, x = -\frac{5}{2}$
- B.  $x = -\frac{8}{3}, x = \frac{5}{2}$
- C.  $x = \frac{5}{2}, x = \frac{8}{3}$
- D.  $x = -\frac{5}{2}, x = \frac{8}{3}$

**Correct Answer:** D

3. What are the solutions to the equation  $x^2 - 5x = 14$ ?

- A.  $x = -7, x = -2$
- B.  $x = -14, x = -1$
- C.  $x = -2, x = 7$
- D.  $x = -1, x = 14$

**Correct Answer:** C

4. An object is thrown in the air with an initial velocity of 5 m/s from a height of 9 m. The equation  $h(t) = -4.9t^2 + 5t + 9$  models the height of the object in meters after  $t$  seconds.

About how many seconds does it take for the object to hit the ground? Round your answer to the nearest tenth of a second.

- A. 0.90 second
- B. 1.50 seconds
- C. 2.00 seconds
- D. 9.00 seconds

**Correct Answer: C**

## Interpret Functions That Arise in Applications in Terms of the Context

**MGSE9-12.F.IF.4** Using tables, graphs, and verbal descriptions, interpret the key characteristics of a function which models the relationship between two quantities. Sketch a graph showing key features including: intercepts; interval where the function is increasing, decreasing, positive, or negative; relative maximums and minimums; symmetries; end behavior.

**MGSE9-12.F.IF.5** Relate the domain of a function to its graph and, where applicable, to the quantitative relationship it describes. *For example, if the function  $h(n)$  gives the number of person-hours it takes to assemble  $n$  engines in a factory, then the positive integers would be an appropriate domain for the function.*

**MGSE9-12.F.IF.6** Calculate and interpret the average rate of change of a function (presented symbolically or as a table) over a specified interval. Estimate the rate of change from a graph.

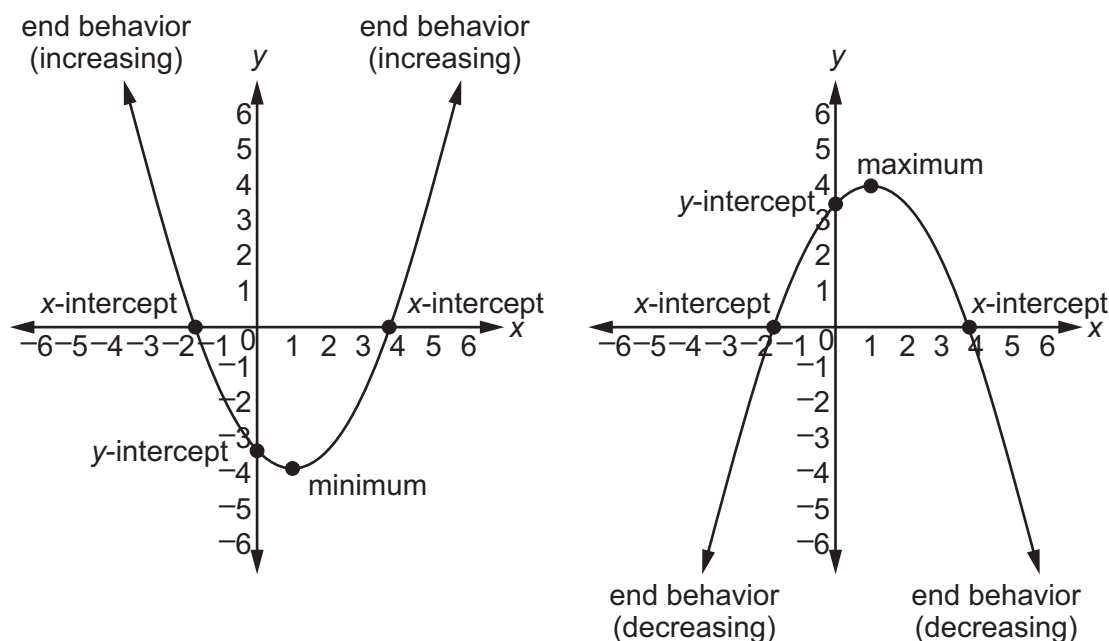
### KEY IDEAS

1. An ***x*-intercept**, ***root***, or ***zero*** of a function is the  $x$ -coordinate of a point where the function crosses the  $x$ -axis. A function may have multiple  $x$ -intercepts. To find the  $x$ -intercepts of a quadratic function, set the function equal to 0 and solve for  $x$ . This can be done by factoring, completing the square, or using the quadratic formula.
2. The ***y*-intercept** of a function is the  $y$ -coordinate of the point where the function crosses the  $y$ -axis. A function may have zero or one  $y$ -intercept. To find the  $y$ -intercept of a quadratic function, find the value of the function when  $x$  equals 0.
3. A function is ***increasing*** over an interval when the values of  $y$  increase as the values of  $x$  increase over that interval.
4. A function is ***decreasing*** over an interval when the values of  $y$  decrease as the values of  $x$  increase over that interval.
5. Every quadratic function has a ***minimum*** or ***maximum***, which is located at the vertex. When the function is written in standard form, the  $x$ -coordinate of the vertex is  $-\frac{b}{2a}$ . To find the  $y$ -coordinate of the vertex, substitute the value of  $-\frac{b}{2a}$  into the function and evaluate. When the value of  $a$  is positive, the graph opens up, and the vertex is the minimum point. When the value of  $a$  is negative, the graph opens down, and the vertex is the maximum point.
6. The ***end behavior*** of a function describes how the values of the function change as the  $x$ -values approach negative infinity and positive infinity.
7. The ***domain*** of a function is the set of values for which it is possible to evaluate the function. The domain of a quadratic function is typically all real numbers, although in real-world applications it may only make sense to look at the domain values on a particular interval. For example, time must be a non-negative number.

8. The **average rate of change** of a function over a specified interval is the change in the y-value divided by the change in the x-value for two distinct points on a graph.

To calculate the average rate of change of a function over the interval from  $a$  to  $b$ ,

evaluate the expression  $m = \frac{y_2 - y_1}{x_2 - x_1}$ .



## REVIEW EXAMPLES

1. A ball is thrown into the air from a height of 4 feet at time  $t = 0$ . The function that models this situation is  $h(t) = -16t^2 + 63t + 4$ , where  $t$  is measured in seconds and  $h$  is the height in feet.
  - a. What is the height of the ball after 2 seconds?
  - b. When will the ball reach a height of 50 feet?
  - c. What is the maximum height of the ball?
  - d. When will the ball hit the ground?
  - e. What domain makes sense for the function?

### Solution:

- a. To find the height of the ball after 2 seconds, substitute 2 for  $t$  in the function.

$$h(2) = -16(2)^2 + 63(2) + 4 = -16(4) + 126 + 4 = -64 + 126 + 4 = 66$$

The height of the ball after 2 seconds is 66 feet.

- b. To find when the ball will reach a height of 50 feet, find the value of  $t$  that makes  $h(t) = 50$ .

$$50 = -16t^2 + 63t + 4$$

$$0 = -16t^2 + 63t - 46$$

Use the quadratic formula with  $a = -16$ ,  $b = 63$ , and  $c = -46$ .

$$t = \frac{-b \pm \sqrt{b^2 - 4ac}}{2a}$$

$$t = \frac{-63 \pm \sqrt{(63)^2 - 4(-16)(-46)}}{2(-16)}$$

$$t = \frac{-63 \pm \sqrt{3969 - 2944}}{-32}$$

$$t = \frac{-63 \pm \sqrt{1025}}{-32}$$

$t \approx 0.97$  or  $t \approx 2.97$ . So, the ball is at a height of 50 feet after approximately 0.97 seconds and 2.97 seconds.

- c. To find the maximum height, find the vertex of  $h(t)$ .

The x-coordinate of the vertex is equal to  $\frac{-b}{2a}$ :  $\frac{-63}{2(-16)} \approx 1.97$ . To find the y-coordinate, find  $h(1.97)$ :

$$\begin{aligned} h(1.97) &= -16(1.97)^2 + 63(1.97) + 4 \\ &\approx 66 \end{aligned}$$

The maximum height of the ball is about 66 feet.

- d. To find when the ball will hit the ground, find the value of  $t$  that makes  $h(t) = 0$  (because 0 represents 0 feet from the ground).

$$0 = -16t^2 + 63t + 4$$

Using the quadratic formula (or by factoring),  $t = -0.0625$  or  $t = 4$ .

Time cannot be negative, so  $t = -0.0625$  is not a solution. The ball will hit the ground after 4 seconds.

- e. Time must always be non-negative and can be expressed by any fraction or decimal. The ball is thrown at 0 seconds and reaches the ground after 4 seconds. So, the domain  $0 \leq t \leq 4$  makes sense for function  $h(t)$ .



2. This table shows a company's profit,  $p$ , in thousands of dollars over time,  $t$ , in months.

Time, $t$ (months)	Profit, $p$ (thousands of dollars)
3	18
7	66
10	123
15	258
24	627

- Describe the average rate of change in terms of the given context.
- What is the average rate of change of the profit between 3 and 7 months?
- What is the average rate of change of the profit between 3 and 24 months?

**Solution:**

- The average rate of change represents the rate at which the company earns a profit.
- Use the expression for average rate of change. Let  $x_1 = 3$ ,  $x_2 = 7$ ,  $y_1 = 18$ , and  $y_2 = 66$ .

$$m = \frac{y_2 - y_1}{x_2 - x_1} = \frac{66 - 18}{7 - 3} = \frac{48}{4} = 12$$

The average rate of change between 3 and 7 months is 12 thousand dollars (\$12,000) per month.

- Use the expression for average rate of change. Let  $x_1 = 3$ ,  $x_2 = 24$ ,  $y_1 = 18$ , and  $y_2 = 627$ .

$$m = \frac{y_2 - y_1}{x_2 - x_1} = \frac{627 - 18}{24 - 3} = \frac{609}{21} = 29$$

- The average rate of change between 3 and 24 months is 29 thousand dollars (\$29,000) per month.

**SAMPLE ITEMS**

1. A flying disk is thrown into the air from a height of 25 feet at time  $t = 0$ . The function that models this situation is  $h(t) = -16t^2 + 75t + 25$ , where  $t$  is measured in seconds and  $h$  is the height in feet. What values of  $t$  best describe the times when the disk is flying in the air?
- A.  $0 < t < 5$
  - B.  $0 < t < 25$
  - C. all real numbers
  - D. all positive integers

**Correct Answer:** A

2. Use this table to answer the question.

$x$	$f(x)$
-2	15
-1	9
0	5
1	3
2	3

What is the average rate of change of  $x$  over the interval  $-2 \leq x \leq 0$ ?

- A. -10
- B. -5
- C. 5
- D. 10

**Correct Answer:** B

3. What is the end behavior of the graph of  $f(x) = -0.25x^2 - 2x + 1$ ?
- A. As  $x$  increases,  $f(x)$  increases.  
As  $x$  decreases,  $f(x)$  decreases.
  - B. As  $x$  increases,  $f(x)$  decreases.  
As  $x$  decreases,  $f(x)$  decreases.
  - C. As  $x$  increases,  $f(x)$  increases.  
As  $x$  decreases,  $f(x)$  increases.
  - D. As  $x$  increases,  $f(x)$  decreases.  
As  $x$  decreases,  $f(x)$  increases.

**Correct Answer:** B

## Analyze Functions Using Different Representations

**MGSE9-12.F.IF.7** Graph functions expressed algebraically and show key features of the graph both by hand and by using technology.

**MGSE9-12.F.IF.7a** Graph quadratic functions and show intercepts, maxima, and minima (as determined by the function or by context).

**MGSE9-12.F.IF.8** Write a function defined by an expression in different but equivalent forms to reveal and explain different properties of the function.

**MGSE9-12.F.IF.8a** Use the process of factoring and completing the square in a quadratic function to show zeros, extreme values, and symmetry of the graph, and interpret these in terms of a context. *For example, compare and contrast quadratic functions in standard, vertex, and intercept forms.*

**MGSE9-12.F.IF.9** Compare properties of two functions each represented in a different way (algebraically, graphically, numerically in tables, or by verbal descriptions). *For example, given a graph of one function and an algebraic expression for another, say which has the larger maximum.*

### KEY IDEAS

1. Functions can be represented algebraically, graphically, numerically (in tables), or verbally (by description).

#### Examples:

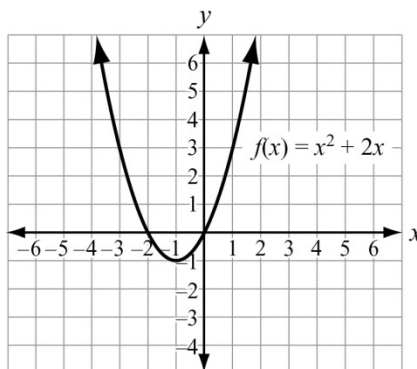
Algebraically:  $f(x) = x^2 + 2x$

Verbally (by description): A function that represents the sum of the square of a number and twice the number.

Numerically (in a table):

$x$	$f(x)$
-1	-1
0	0
1	3
2	8

Graphically:



2. You can compare key features of two functions represented in different ways. For example, if you are given an equation of a quadratic function, and a graph of another quadratic function, you can calculate the vertex of the first function and compare it to the vertex of the graphed function.

### REVIEW EXAMPLES

1. Graph the function  $f(x) = x^2 - 5x - 24$ .

**Solution:**

Use the algebraic representation of the function to find the key features of the graph of the function.

Find the zeros of the function.

$$0 = x^2 - 5x - 24 \quad \text{Set the function equal to 0.}$$

$$0 = (x - 8)(x + 3) \quad \text{Factor.}$$

Set each factor equal to 0 and solve for  $x$ .

$$\begin{array}{ll} x - 8 = 0 & x + 3 = 0 \\ x = 8 & x = -3 \end{array}$$

The zeros are at  $x = -3$  and  $x = 8$ .

Find the vertex of the function.

$$x = \frac{-b}{2a} = \frac{-(-5)}{2(1)} = \frac{5}{2} = 2.5$$

Substitute 2.5 for  $x$  in the original function to find  $f(2.5)$ :

$$\begin{aligned} f(x) &= x^2 - 5x - 24 \\ f(2.5) &= (2.5)^2 - 5(2.5) - 24 = 6.25 - 12.5 - 24 = -30.25 \end{aligned}$$

The vertex is  $(2.5, -30.25)$ .

Find the y-intercept by finding  $f(0)$ .

$$f(x) = x^2 - 5x - 24$$

$$f(0) = (0)^2 - 5(0) - 24 = -24$$

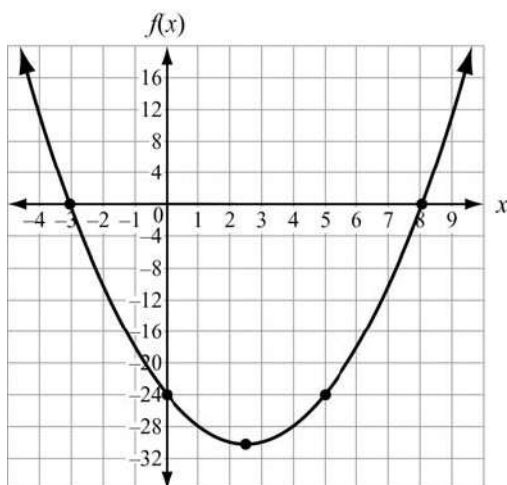
The y-intercept is  $(0, -24)$ . Use symmetry to find another point. The line of symmetry is  $x = 2.5$ .

$$\frac{0 + x}{2} = 2.5$$

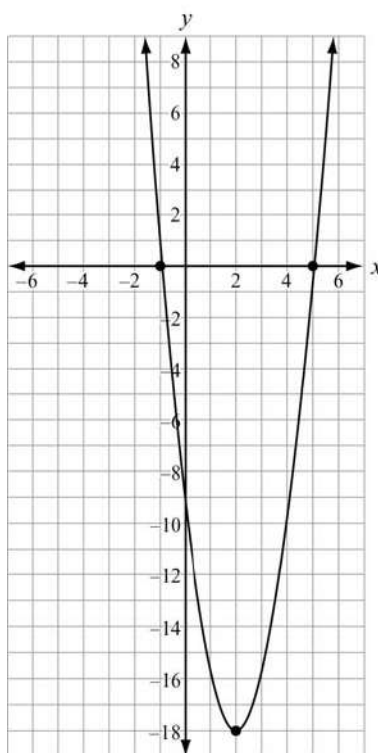
$$x = 5$$

So, point  $(5, -24)$  is also on the graph.

Plot the points  $(-3, 0)$ ,  $(8, 0)$ ,  $(2.5, -30.25)$ ,  $(0, -24)$ , and  $(5, -24)$ . Draw a smooth curve through the points.



2. This graph shows a function  $f(x)$ .



Compare the graph of  $f(x)$  to the graph of the function given by the equation  $g(x) = 4x^2 + 6x - 18$ . Which function has the lesser minimum value? How do you know?

**Solution:**

The minimum value of a quadratic function is the  $y$ -value of the vertex.

The vertex of the graph of  $f(x)$  appears to be  $(2, -18)$ . So, the minimum value is  $-18$ .

Find the vertex of the function  $g(x) = 4x^2 + 6x - 18$ .

To find the vertex of  $g(x)$ , use  $\left(\frac{-b}{2a}, g\left(\frac{-b}{2a}\right)\right)$  with  $a = 4$  and  $b = 6$ .

$$x = \frac{-b}{2a} = \frac{-(6)}{2(4)} = \frac{-6}{8} = -0.75$$

Substitute  $-0.75$  for  $x$  in the original function  $g(x)$  to find  $g(-0.75)$ :

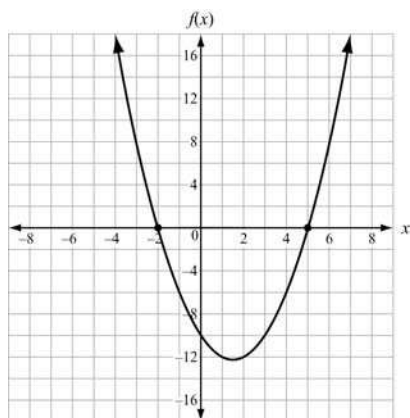
$$\begin{aligned} g(x) &= 4x^2 + 6x - 18 \\ g(-0.75) &= 4(-0.75)^2 + 6(-0.75) - 18 \\ &= 2.25 - 4.5 - 18 \\ &= -20.25 \end{aligned}$$

The minimum value of  $g(x)$  is  $-20.25$ .

$-20.25 < -18$ , so the function  $g(x)$  has the lesser minimum value.

**SAMPLE ITEMS**

1. Use this graph to answer the question.



Which function is shown in the graph?

- A.  $f(x) = x^2 - 3x - 10$
- B.  $f(x) = x^2 + 3x - 10$
- C.  $f(x) = x^2 + x - 12$
- D.  $f(x) = x^2 - 5x - 8$

**Correct Answer:** A

2. The function  $f(t) = -16t^2 + 64t + 5$  models the height of a ball that was hit into the air, where  $t$  is measured in seconds and  $h$  is the height in feet. This table represents the height,  $g(t)$ , of a second ball that was thrown into the air.

Time, $t$ (in seconds)	Height, $g(t)$ (in feet)
0	4
1	36
2	36
3	4

Which statement BEST compares the length of time each ball is in the air?

- A. The ball represented by  $f(t)$  is in the air for about 5 seconds, and the ball represented by  $g(t)$  is in the air for about 3 seconds.
- B. The ball represented by  $f(t)$  is in the air for about 3 seconds, and the ball represented by  $g(t)$  is in the air for about 5 seconds.
- C. The ball represented by  $f(t)$  is in the air for about 3 seconds, and the ball represented by  $g(t)$  is in the air for about 4 seconds.
- D. The ball represented by  $f(t)$  is in the air for about 4 seconds, and the ball represented by  $g(t)$  is in the air for about 3 seconds.

**Correct Answer:** D



## Build a Function That Models a Relationship Between Two Quantities

**MGSE9-12.F.BF.1** Write a function that describes a relationship between two quantities.

**MGSE9-12.F.BF.1a** Determine an explicit expression and the recursive process (steps for calculation) from context. *For example, if Jimmy starts out with \$15 and earns \$2 a day, the explicit expression “ $2x + 15$ ” can be described recursively (either in writing or verbally) as “to find out how much money Jimmy will have tomorrow, you add \$2 to his total today.”  $J_n = J_{n-1} + 2$ ,  $J_0 = 15$*

### KEY IDEAS

1. An **explicit expression** contains variables, numbers, and operation symbols, and does not use an equal sign to relate the expression to another quantity.
2. A **recursive process** can show that a quadratic function has second differences that are equal to one another.

#### Example:

Consider the function  $f(x) = x^2 + 4x - 1$ .

This table of values shows five values of the function.

$x$	$f(x)$
-2	-5
-1	-4
0	-1
1	4
2	11

The first and second differences are shown. The first differences are the differences between the consequence terms. The second differences are the differences between the consequence terms of the first differences.

#### First differences

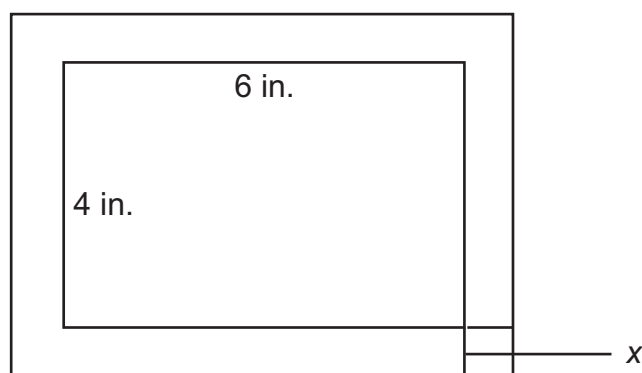
#### Second differences

$x$	$f(x)$		
-2	-5		
-1	-4	$-4 - (-5) = 1$	
0	-1	$-1 - (-4) = 3$	$3 - 1 = 2$
1	4	$4 - (-1) = 5$	$5 - 3 = 2$
2	11	$11 - 4 = 7$	$7 - 5 = 2$

3. A **recursive function** is one in which each function value is based on a previous value (or values) of the function.
4. When building a model function, functions can be added, subtracted, or multiplied together. The result will still be a function. This includes linear, quadratic, exponential, and constant functions.

### REVIEW EXAMPLES

1. Annie is framing a photo with a length of 6 inches and a width of 4 inches. The distance from the edge of the photo to the edge of the frame is  $x$  inches. The combined area of the photo and frame is 63 square inches.



Note: Image is NOT drawn to scale.

- a. Write a quadratic function to find the distance from the edge of the photo to the edge of the frame.
- b. How wide are the photo and frame together?

**Solution:**

- a. The length of the photo and frame is  $x + 6 + x = 6 + 2x$ . The width of the photo and frame is  $x + 4 + x = 4 + 2x$ . The area of the frame is  $(6 + 2x)(4 + 2x) = 4x^2 + 20x + 24$ . Set this expression equal to the area:  $63 = 4x^2 + 20x + 24$ .
- b. Solve the equation for  $x$ .

$$63 = 4x^2 + 20x + 24$$

$$0 = 4x^2 + 20x - 39$$

$$x = -6.5 \text{ or } x = 1.5$$

Length cannot be negative, so the distance from the edge of the photo to the edge of the frame is 1.5 inches. Therefore, the width of the photo and frame together is  $4 + 2x = 4 + 2(1.5) = 7$  inches.

2. A scuba diving company currently charges \$100 per dive. On average, there are 30 customers per day. The company performed a study and learned that for every \$20 price increase, the average number of customers per day would be reduced by 2.
- The total revenue from the dives is the price per dive multiplied by the number of customers. What is the revenue after 4 price increases?
  - Write a quadratic equation to represent  $x$  price increases.
  - What price would give the greatest revenue?

**Solution:**

- a. Make a table to show the revenue after 4 price increases.

Number of Price Increases	Price per Dive (\$)	Number of Customers per Day	Revenue per Day (\$)
0	100	30	$(100)(30) = 3,000$
1	$100 + 20(1) = 120$	$30 - 2(1) = 28$	$(120)(28) = 3,360$
2	$100 + 20(2) = 140$	$30 - 2(2) = 26$	$(140)(26) = 3,640$
3	$100 + 20(3) = 160$	$30 - 2(3) = 24$	$(160)(24) = 3,840$
4	$100 + 20(4) = 180$	$30 - 2(4) = 22$	$(180)(22) = 3,960$

The revenue after 4 price increases is  $(180)(22) = \$3,960$ .

- b. The table shows a pattern. The price per dive for  $x$  price increases is  $100 + 20x$ . The number of customers for  $x$  price increases is  $30 - 2x$ . So, the equation  $y = (100 + 20x)(30 - 2x) = -40x^2 + 400x + 3,000$  represents the revenue for  $x$  price increases.
- c. To find the price that gives the greatest revenue, first find the number of price increases that gives the greatest value. This occurs at the vertex.

Use  $\frac{-b}{2a}$  with  $a = -40$  and  $b = 400$ .

$$\frac{-b}{2a} = \frac{-400}{2(-40)} = \frac{-400}{-80} = 5$$

The maximum revenue occurs after 5 price increases.

$$100 + 20(5) = 200$$

The price of \$200 per dive gives the greatest revenue.

3. Consider the sequence 2, 6, 12, 20, 30, . . .
- What explicit expression can be used to find the next term in the sequence?
  - What is the tenth term of the sequence?

**Solution:**

- The difference between terms is not constant, so the operation involves multiplication. Make a table to try to determine the relationship between the number of the term and the value of the term.

Term Number	Term Value	Relationship
1	2	$1 \cdot 2$
2	6	$2 \cdot 3$
3	12	$3 \cdot 4$
4	20	$4 \cdot 5$
5	30	$5 \cdot 6$

Notice the pattern: The value of each term is the product of the term number and one more than the term number. So, the expression is  $n(n + 1)$  or  $n^2 + n$ .

- The tenth term is  $n^2 + n = (10)^2 + (10) = 110$ .

**SAMPLE ITEMS**

1. What explicit expression can be used to find the next term in this sequence?

2, 8, 18, 32, 50, . . .

- A.  $2n$
- B.  $2n + 6$
- C.  $2n^2$
- D.  $2n^2 + 1$

**Correct Answer:** C

2. The function  $s(t) = vt + h - 0.5at^2$  represents the height of an object,  $s$ , from the ground after time,  $t$ , when the object is thrown with an initial velocity of  $v$ , at an initial height of  $h$ , and where  $a$  is the acceleration due to gravity (32 feet per second squared).

A baseball player hits a baseball 4 feet above the ground with an initial velocity of 80 feet per second. About how long will it take the baseball to hit the ground?

- A. 2 seconds
- B. 3 seconds
- C. 4 seconds
- D. 5 seconds

**Correct Answer:** D

3. A café's annual income depends on  $x$ , the number of customers. The function  $I(x) = 4x^2 - 20x$  describes the café's total annual income. The function  $C(x) = 2x^2 + 5$  describes the total amount the café spends in a year. The café's annual profit,  $P(x)$ , is the difference between the annual income and the amount spent in a year.

Which function describes  $P(x)$ ?

- A.  $P(x) = 2x^2 - 20x - 5$
- B.  $P(x) = 4x^3 - 20x^2$
- C.  $P(x) = 6x^2 - 20x + 5$
- D.  $P(x) = 8x^4 - 40x^3 - 20x^2 - 100x$

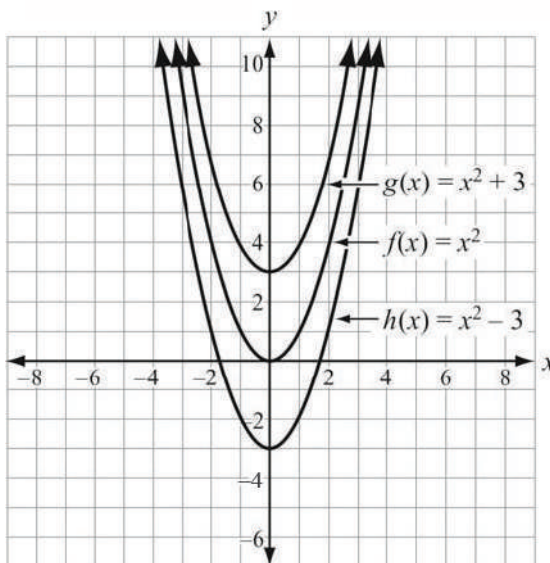
**Correct Answer:** A

## Build New Functions from Existing Functions

**MGSE9-12.F.BF.3** Identify the effect on the graph of replacing  $f(x)$  by  $f(x) + k$ ,  $k f(x)$ ,  $f(kx)$ , and  $f(x + k)$  for specific values of  $k$  (both positive and negative); find the value of  $k$  given the graphs. Experiment with cases and illustrate an explanation of the effects on the graph using technology. Include recognizing even and odd functions from their graphs and algebraic expressions for them.

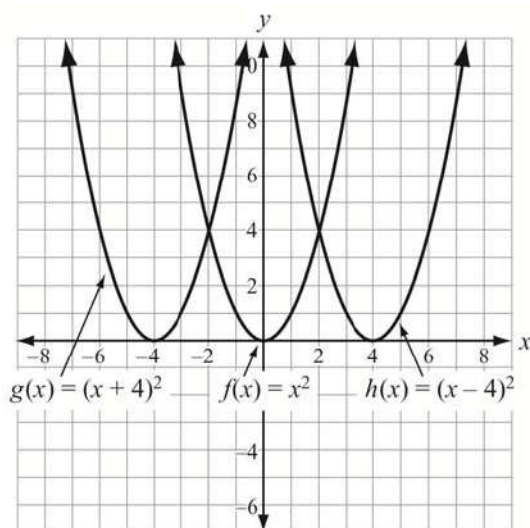
### KEY IDEAS

1. A **parent function** is the basic function from which all the other functions in a function family are modeled. For the quadratic function family, the parent function is  $f(x) = x^2$ .
2. For a parent function  $f(x)$  and a real number  $k$ :
  - The function  $f(x) + k$  will move the graph of  $f(x)$  up by  $k$  units.
  - The function  $f(x) - k$  will move the graph of  $f(x)$  down by  $k$  units.



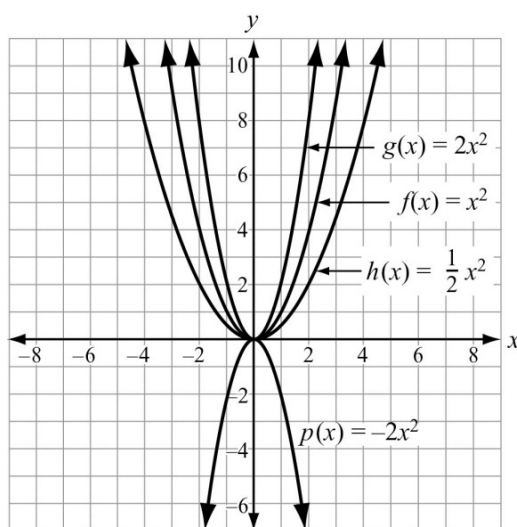
3. For a parent function  $f(x)$  and a real number  $k$ :

- The function  $f(x + k)$  will move the graph of  $f(x)$  left by  $k$  units.
- The function  $f(x - k)$  will move the graph of  $f(x)$  right by  $k$  units.



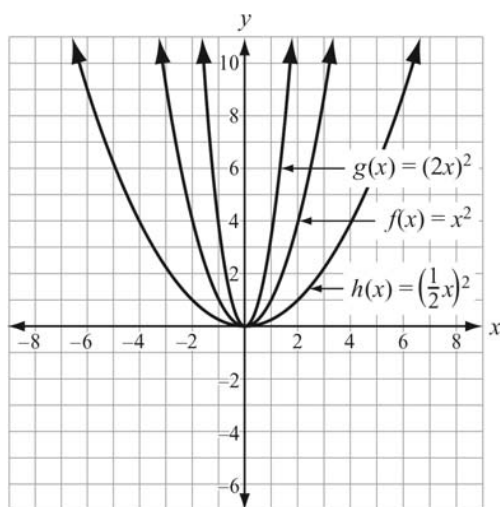
4. For a parent function  $f(x)$  and a real number  $k$ :

- The function  $kf(x)$  will vertically stretch the graph of  $f(x)$  by a factor of  $k$  units for  $|k| > 1$ .
- The function  $kf(x)$  will vertically shrink the graph of  $f(x)$  by a factor of  $k$  units for  $|k| < 1$ .
- The function  $kf(x)$  will reflect the graph of  $f(x)$  over the  $x$ -axis for negative values of  $k$ .



5. For a parent function  $f(x)$  and a real number  $k$ :

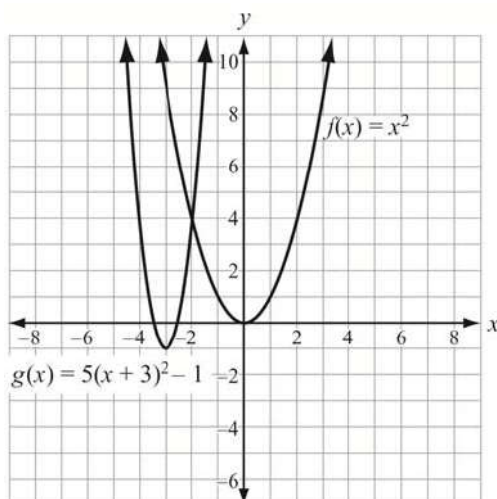
- The function  $f(kx)$  will horizontally shrink the graph of  $f(x)$  by a factor of  $\frac{1}{k}$  units for  $|k| > 1$ .
- The function  $f(kx)$  will horizontally stretch the graph of  $f(x)$  by a factor of  $\frac{1}{k}$  units for  $|k| < 1$ .
- The function  $f(kx)$  will reflect the graph of  $f(x)$  over the  $y$ -axis for negative values of  $k$ .



6. You can apply more than one of these changes at a time to a parent function.

**Example:**

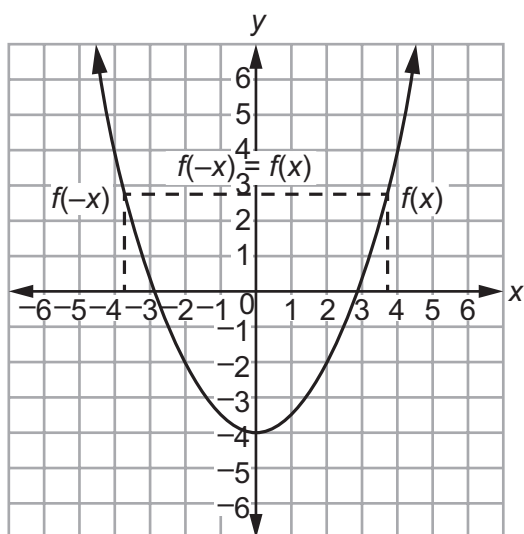
$f(x) = 5(x + 3)^2 - 1$  will translate  $f(x) = x^2$  left 3 units and down 1 unit and stretch the function vertically by a factor of 5.



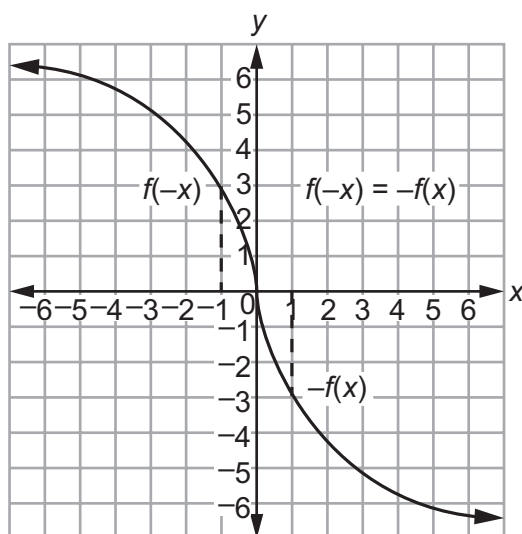


7. Functions can be classified as even or odd.

- If a graph is symmetric to the  $y$ -axis, then it is an **even function**.  
That is, if  $f(-x) = f(x)$ , then the function is even.
- If a graph is symmetric to the origin, then it is an **odd function**.  
That is, if  $f(-x) = -f(x)$ , then the function is odd.



**Symmetric about the  $y$ -axis**  
**Even Function**



**Symmetric about the origin**  
**Odd Function**

### Important Tip

- ✍ Remember that when you change  $f(x)$  to  $f(x + k)$ , move the graph to the **left** when  $k$  is positive and to the **right** when  $k$  is negative. This may seem different from what you would expect, so be sure to understand why this occurs in order to apply the shift or translation correctly.

### REVIEW EXAMPLES

1. Compare the graphs of the following functions to  $f(x)$ .

- $\frac{1}{2} f(x)$
- $f(x) - 5$
- $f(x - 2) + 1$

**Solution:**

- The graph of  $\frac{1}{2} f(x)$  is a vertical shrink of  $f(x)$  by a factor of  $\frac{1}{2}$ .
- The graph of  $f(x) - 5$  is a shift or vertical translation of the graph of  $f(x)$  down 5 units.
- The graph of  $f(x - 2) + 1$  is a shift or vertical translation of the graph of  $f(x)$  right 2 units and up 1 unit.

2. Is  $f(x) = 2x^3 + 6x$  even, odd, or neither? Explain how you know.

**Solution:**

Substitute  $-3$  for  $x$  and evaluate:

$$\begin{aligned} f(-3) &= 2(-3)^3 + 6(-3) & f(3) &= 2(3)^3 + 6(3) \\ &= 2(-3)^3 - 18 & &= 2(27) + 18 \\ &= -(2(27) + 18) & &= 72 \\ &= -(72) \end{aligned}$$

$f(-3)$  is the opposite of  $f(3)$ , so the function is odd.

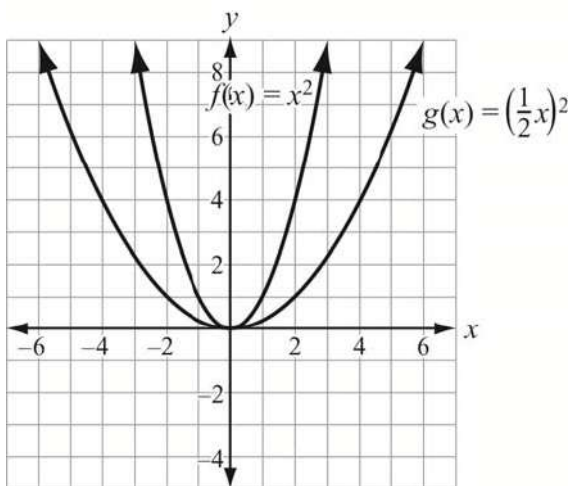
3. How does the graph of  $f(x)$  compare to the graph of  $f\left(\frac{1}{2}x\right)$ ?

**Solution:**

The graph of  $f\left(\frac{1}{2}x\right)$  is a horizontal stretch of  $f(x)$  by a factor of 2. The graphs of  $f(x)$

and  $g(x) = f\left(\frac{1}{2}x\right)$  are shown.

For example, at  $y = 4$ , the width of  $f(x)$  is 4 and the width of  $g(x)$  is 8. So, the graph of  $g(x)$  is wider than  $f(x)$  by a factor of 2.



**SAMPLE ITEMS**

1. Which statement **BEST** describes the graph of  $f(x + 6)$ ?

- A. The graph of  $f(x)$  is shifted up 6 units.
- B. The graph of  $f(x)$  is shifted left 6 units.
- C. The graph of  $f(x)$  is shifted right 6 units.
- D. The graph of  $f(x)$  is shifted down 6 units.

**Correct Answer:** B

2. Which of these is an even function?

- A.  $f(x) = 5x^2 - x$
- B.  $f(x) = 3x^3 + x$
- C.  $f(x) = 6x^2 - 8$
- D.  $f(x) = 4x^3 + 2x^2$

**Correct Answer:** C

3. Which statement **BEST** describes how the graph of  $g(x) = -3x^2$  compares to the graph of  $f(x) = x^2$ ?

- A. The graph of  $g(x)$  is a vertical stretch of  $f(x)$  by a factor of 3.
- B. The graph of  $g(x)$  is a reflection of  $f(x)$  across the x-axis.
- C. The graph of  $g(x)$  is a vertical shrink of  $f(x)$  by a factor of  $\frac{1}{3}$  and a reflection across the x-axis.
- D. The graph of  $g(x)$  is a vertical stretch of  $f(x)$  by a factor of 3 and a reflection across the x-axis.

**Correct Answer:** D

## Construct and Compare Linear, Quadratic, and Exponential Models to Solve Problems

**MGSE9-12.F.LE.3** Observe using graphs and tables that a quantity increasing exponentially eventually exceeds a quantity increasing linearly, quadratically, or (more generally) as a polynomial function.

### KEY IDEAS

1. **Exponential functions** have a fixed number as the base and a variable number as the exponent.
2. The value of an exponential function with a base greater than 1 will eventually exceed the value of a quadratic function. Similarly, the value of a quadratic function will eventually exceed the value of a linear function.

**Example:**

Exponential	
$x$	$y = 2^x$
1	2
2	4
3	8
4	16
5	32
6	64

Quadratic	
$x$	$y = x^2 + 2$
1	3
2	6
3	11
4	18
5	27
6	38

Linear	
$x$	$y = x + 2$
1	3
2	4
3	5
4	6
5	7
6	8

### REVIEW EXAMPLES

1. This table shows that the value of  $f(x) = 5x^2 + 4$  is greater than the value of  $g(x) = 2^x$  over the interval  $[0, 8]$ .

$x$	$f(x)$	$g(x)$
0	$5(0)^2 + 4 = 4$	$2^0 = 1$
2	$5(2)^2 + 4 = 24$	$2^2 = 4$
4	$5(4)^2 + 4 = 84$	$2^4 = 16$
6	$5(6)^2 + 4 = 184$	$2^6 = 64$
8	$5(8)^2 + 4 = 324$	$2^8 = 256$

As  $x$  increases, will the value of  $f(x)$  always be greater than the value of  $g(x)$ ? Explain how you know.

**Solution:**

For some value of  $x$ , the value of an exponential function will eventually exceed the value of a quadratic function. To demonstrate this, find the values of  $f(x)$  and  $g(x)$  for another value of  $x$ , such as  $x = 10$ .

$$f(x) = 5(10)^2 + 4 = 504$$

$$g(x) = 2^{10} = 1,024$$

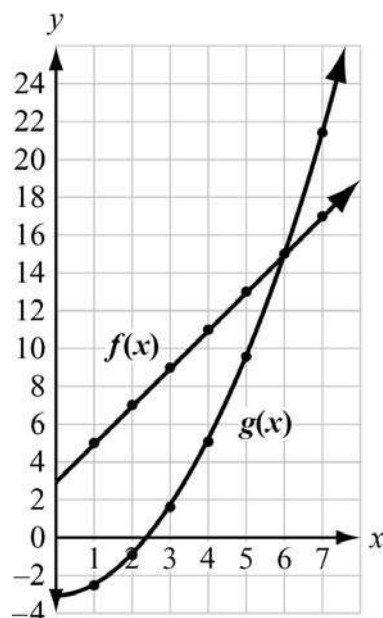
In fact, this means that for some value of  $x$  between 8 and 10, the value of  $g(x)$  becomes greater than the value of  $f(x)$  and remains greater for all subsequent values of  $x$ .

2. How does the growth rate of the function  $f(x) = 2x + 3$  compare with  $g(x) = 0.5x^2 - 3$ ?

Use a graph to explain your answer.

**Solution:**

Graph  $f(x)$  and  $g(x)$  over the interval  $x \geq 0$ .



**SAMPLE ITEMS**

1. A table of values is shown for  $f(x)$  and  $g(x)$ .

$x$	$f(x)$
0	0
1	1
2	4
3	9
4	16
5	25

$x$	$g(x)$
0	-2
1	-1
2	1
3	5
4	13
5	29

Which statement compares the graphs of  $f(x)$  and  $g(x)$  over the interval  $[0, 5]$ ?

- A. The graph of  $f(x)$  always exceeds the graph of  $g(x)$  over the interval  $[0, 5]$ .
- B. The graph of  $g(x)$  always exceeds the graph of  $f(x)$  over the interval  $[0, 5]$ .
- C. The graph of  $g(x)$  exceeds the graph of  $f(x)$  over the interval  $[0, 4]$ , the graphs intersect at a point between 4 and 5, and then the graph of  $f(x)$  exceeds the graph of  $g(x)$ .
- D. The graph of  $f(x)$  exceeds the graph of  $g(x)$  over the interval  $[0, 4]$ , the graphs intersect at a point between 4 and 5, and then the graph of  $g(x)$  exceeds the graph of  $f(x)$ .

**Correct Answer: D**

2. Which statement is true about the graphs of exponential functions?

- A. The graphs of exponential functions never exceed the graphs of linear and quadratic functions.
- B. The graphs of exponential functions always exceed the graphs of linear and quadratic functions.
- C. The graphs of exponential functions eventually exceed the graphs of linear and quadratic functions.
- D. The graphs of exponential functions eventually exceed the graphs of linear functions but not quadratic functions.

**Correct Answer: C**

3. Which statement BEST describes the comparison of the function values for  $f(x)$  and  $g(x)$ ?

$x$	$f(x)$	$g(x)$
0	0	-10
1	2	-9
2	4	-6
3	6	-1
4	8	6

- A. The values of  $f(x)$  will always exceed the values of  $g(x)$ .
- B. The values of  $g(x)$  will always exceed the values of  $f(x)$ .
- C. The values of  $f(x)$  exceed the values of  $g(x)$  over the interval  $[0, 5]$ .
- D. The values of  $g(x)$  begin to exceed the values of  $f(x)$  within the interval  $[4, 5]$ .

**Correct Answer:** D

## Summarize, Represent, and Interpret Data on Two Categorical and Quantitative Variables

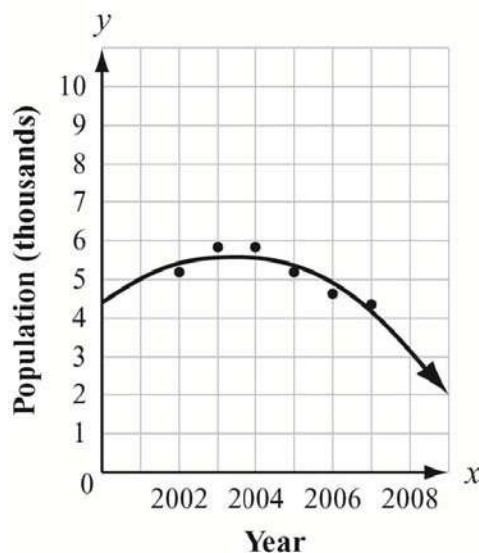
**MGSE9-12.S.ID.6** Represent data on two quantitative variables on a scatter plot, and describe how the variables are related.

**MGSE9-12.S.ID.6a** Decide which type of function is most appropriate by observing graphed data, charted data, or by analysis of context to generate a viable (rough) function of best fit. Use this function to solve problems in context. Emphasize quadratic models.

### KEY IDEAS

1. A **quadratic regression** equation is a curve of best fit for data given in a scatter plot. The curve most likely will not go through all of the data points but should come close to most of them.

**Example:**



2. A quadratic regression equation can be used to make predictions about data. To do this, evaluate the function for a given input value.



**REVIEW EXAMPLES**

1. Amery recorded the distance and height of a basketball when shooting a free throw.

Distance (feet), $x$	Height (feet), $f(x)$
0	4
2	8.4
6	12.1
9	14.2
12	13.2
13	10.5
15	9.8

The height of the basketball after  $x$  seconds can be approximated by the quadratic function  $f(x) = -0.118x^2 + 2.112x + 4.215$ . Using this function, what is the approximate maximum height of the basketball?

**Solution:**

Find the vertex of the function.

$$\frac{-b}{2a} = \frac{-(2.112)}{2(-0.118)} \approx 8.949$$

Substitute 8.949 for  $x$  in the original function:

$$f(8.949) = -0.118(8.949)^2 + 2.112(8.949) + 4.215 \approx 13.665 \approx 13.7$$

The maximum height of the basketball predicted by the function is about 13.7 feet.

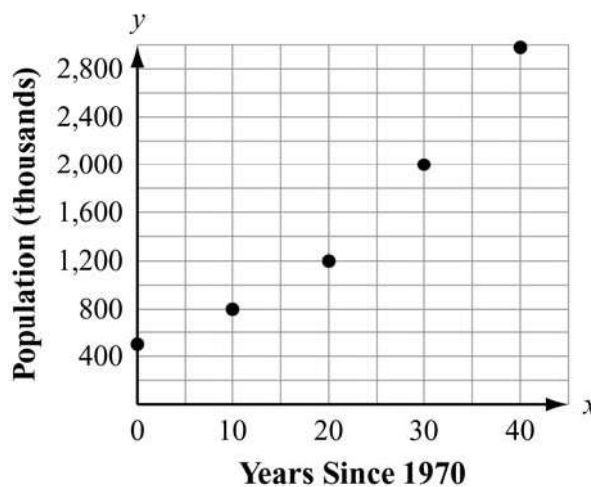
2. This table shows the population of a city every 10 years since 1970.

Years Since 1970, $x$	Population (thousands), $y$
0	489
10	801
20	1,202
30	1,998
40	2,959

- Make a scatter plot showing the data.
- Which type of function better models the relationship between 1970 and 2010, quadratic or linear?

**Solution:**

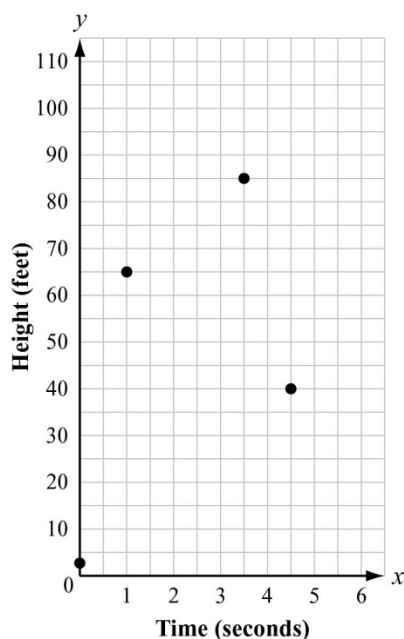
- Plot the points on a coordinate grid.



- A quadratic model represents the population better than a linear model.

## SAMPLE ITEMS

1. This scatter plot shows the height, in feet, of a ball launched in the air from an initial height of 3 feet and the time the ball traveled in seconds.



Based on an estimated quadratic regression curve, which is the BEST estimate for the maximum height of the ball?

- A. 75 feet
- B. 85 feet
- C. 100 feet
- D. 120 feet

Correct Answer: C

2. The quadratic function  $f(x) = -45x^2 + 350x + 1,590$  models the population of a city, where  $x$  is the number of years after 2005 and  $f(x)$  is the population of the city in thousands of people. What is the estimated population of the city in 2015?

- A. 45,000
- B. 77,000
- C. 590,000
- D. 670,000

Correct Answer: C

## UNIT 6: GEOMETRIC AND ALGEBRAIC CONNECTIONS

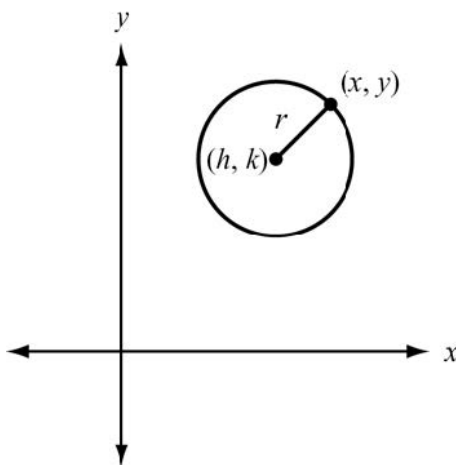
This unit investigates coordinate geometry. Students look at equations for circles and parabolas and use given information to derive equations for representations of these figures on a coordinate plane. Students also use coordinates to prove simple geometric theorems using the properties of distance, slope, and midpoints. Students will verify whether a figure is a special quadrilateral by showing that sides of a figure are parallel or perpendicular. Students will model situations by using geometric shapes and their properties to describe objects. Students will also be able to use area and volume to apply concepts of density such as determining a number of units per volume.

### Translate Between the Geometric Description and the Equation for a Conic Section

**MGSE9-12.G.GPE.1** Derive the equation of a circle of given center and radius using the Pythagorean Theorem; complete the square to find the center and radius of a circle given by an equation.

#### KEY IDEAS

1. A **circle** is the set of points in a plane equidistant from a given point, or center, of the circle.
2. The standard form of the equation of a circle is  $(x - h)^2 + (y - k)^2 = r^2$ , where  $(h, k)$  is the center of the circle and  $r$  is the radius of the circle.



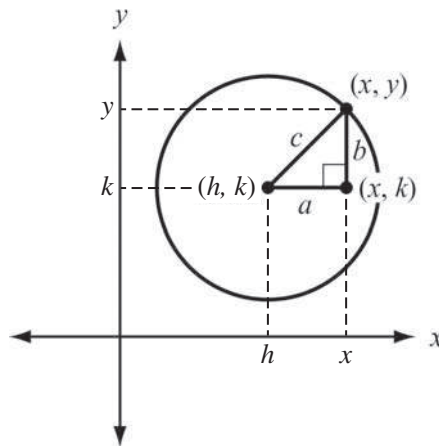
3. The equation of a circle can be derived from the Pythagorean Theorem.

**Example:**

Given a circle with a center at  $(h, k)$  and a point  $(x, y)$  on the circle, draw a horizontal line segment from  $(h, k)$  to  $(x, k)$ . Label this line segment  $a$ . Draw a vertical line segment from  $(x, y)$  to  $(x, k)$ . Label this line segment  $b$ . Label the radius  $c$ . A right triangle is formed.

The length of line segment  $a$  is given by  $(x - h)$ .

The length of line segment  $b$  is given by  $(y - k)$ .



Using the Pythagorean Theorem, substitute  $(x - h)$  for  $a$ ,  $(y - k)$  for  $b$ , and  $r$  for  $c$  in the equation.

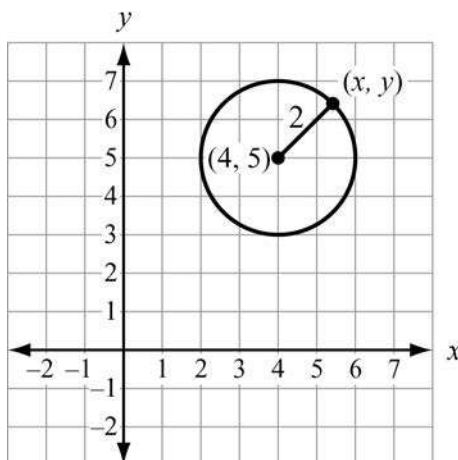
$$a^2 + b^2 = c^2 \quad \text{Use the Pythagorean Theorem.}$$

$$(x - h)^2 + (y - k)^2 = r^2 \quad \text{Substitution}$$

The equation for a circle with a center at  $(h, k)$  and a radius  $r$  is  $(x - h)^2 + (y - k)^2 = r^2$ .

**REVIEW EXAMPLES**

1. What is the equation of the circle with a center at (4, 5) and a radius of 2?

**Solution:**

Use the standard form for the equation for a circle,  $(x - h)^2 + (y - k)^2 = r^2$ . Substitute the values into the equation, with  $h = 4$ ,  $k = 5$ , and  $r = 2$ .

$$(x - h)^2 + (y - k)^2 = r^2 \quad \text{Equation for a circle}$$

$$(x - (4))^2 + (y - (5))^2 = (2)^2 \quad \text{Substitute the values in the equation of a circle.}$$

$$(x - 4)^2 + (y - 5)^2 = 4 \quad \text{Evaluate.}$$

The equation of a circle with a center at (4, 5) and a radius of 2 is  $(x - 4)^2 + (y - 5)^2 = 4$ , or  $x^2 + y^2 - 8x - 10y + 37 = 0$  when expanded.

2. What is the center and radius of the circle given by  $8x^2 + 8y^2 - 16x - 32y + 24 = 0$ ?

**Solution:**

Write the equation in standard form to identify the center and radius of the circle. First, write the equation so the  $x$ -terms are next to each other and the  $y$ -terms are next to each other, both on the left side of the equation, and the constant term is on the right side of the equation.

$8x^2 + 8y^2 - 16x - 32y + 24 = 0$	Original equation
$8x^2 + 8y^2 - 16x - 32y = -24$	Subtract 24 from both sides.
$8x^2 - 16x + 8y^2 - 32y = -24$	Commutative Property
$x^2 - 2x + y^2 - 4y = -3$	Divide both sides by 8.
$(x^2 - 2x) + (y^2 - 4y) = -3$	Associative Property

Next, to write the equation in standard form, complete the square for the  $x$ -terms and the  $y$ -terms. Using  $ax^2 + bx + c = 0$ , find  $\left(\frac{b}{2a}\right)^2$  for the  $x$ - and  $y$ -terms.

$$x\text{-term: } \left(\frac{b}{2a}\right)^2 = \left(\frac{-2}{2(1)}\right)^2 = (-1)^2 = 1$$

$$y\text{-term: } \left(\frac{b}{2a}\right)^2 = \left(\frac{-4}{2(1)}\right)^2 = (-2)^2 = 4$$

$(x^2 - 2x + 1) + (y^2 - 4y + 4) = -3 + 1 + 4$	Add 1 and 4 to each side of the equation.
--	---

$(x - 1)^2 + (y - 2)^2 = 2$	Write the trinomials as squares of binomials.
-----------------------------	---

This equation for the circle is written in standard form, where  $h = 1$ ,  $k = 2$ , and  $r^2 = 2$ . The center of the circle is  $(1, 2)$  and the radius is  $\sqrt{2}$ .

### SAMPLE ITEMS

1. Which is an equation for the circle with a center at  $(-2, 3)$  and a radius of 3?

- A.  $x^2 + y^2 + 4x - 6y + 22 = 0$
- B.  $2x^2 + 2y^2 + 3x - 3y + 4 = 0$
- C.  $x^2 + y^2 + 4x - 6y + 4 = 0$
- D.  $3x^2 + 3y^2 + 4x - 6y + 4 = 0$

**Correct Answer:** C

2. What is the center of the circle given by the equation  $x^2 + y^2 - 10x - 11 = 0$ ?

- A.  $(5, 0)$
- B.  $(0, 5)$
- C.  $(-5, 0)$
- D.  $(0, -5)$

**Correct Answer:** A



## Use Coordinates to Prove Simple Geometric Theorems Algebraically

**MGSE9-12.G.GPE.4** Use coordinates to prove simple geometric theorems algebraically. For example, prove or disprove that a figure defined by four given points in the coordinate plane is a rectangle; prove or disprove that the point  $(1, \sqrt{3})$  lies on the circle centered at the origin and containing the point  $(0,2)$ . (Focus on quadrilaterals, right triangles, and circles.)

### KEY IDEAS

1. Given the equation of a circle, you can verify whether a point lies on the circle by substituting the coordinates of the point into the equation. If the resulting equation is true, then the point lies on the figure. If the resulting equation is not true, then the point does not lie on the figure.
2. Given the center and radius of a circle, you can verify whether a point lies on the circle by determining whether the distance between the given point and the center is equal to the radius.

### REVIEW EXAMPLES

1. Circle  $C$  has a center of  $(-2, 3)$  and a radius of 4. Does point  $(-4, 6)$  lie on circle  $C$ ?

**Solution:**

The distance from any point on the circle to the center of the circle is equal to the radius. Use the distance formula to find the distance from  $(-4, 6)$  to the center  $(-2, 3)$ . Then see if it is equal to the radius, 4.

$$\sqrt{(-4 - (-2))^2 + (6 - 3)^2}$$

Substitute the coordinates of the points in the distance formula.

$$\sqrt{(-2)^2 + (3)^2}$$

Evaluate within parentheses.

$$\sqrt{4 + 9}$$

Evaluate the exponents.

$$\sqrt{13}$$

Add.

The distance from  $(-4, 6)$  to  $(-2, 3)$  is not equal to the radius, so  $(-4, 6)$  does not lie on the circle. (In fact, since  $\sqrt{13} < 4$ , the distance is less than the radius, so the point lies inside of the circle.)

2. Circle  $C$  has a diameter of 10 and a center at  $(2, 2)$ . Point  $A$  is located at  $(-1, 6)$  and point  $B$  is located at  $(5, -2)$ . Is segment  $AB$  a diameter of the circle?

**Solution:**

Both points  $A$  and  $B$  must be a distance of 5 units from the center and the length of segment  $AB$  must be 10 units. We can use the distance formula to determine this.

Determine if points  $A$  and  $B$  are a distance of 5 units from  $(2, 2)$ .

$$\sqrt{(-1 - 2)^2 + (6 - 2)^2}$$

Substitute the coordinates of the points in the distance formula.

$$\sqrt{(-3)^2 + (4)^2}$$

Evaluate within parentheses.

$$\sqrt{9 + 16}$$

Evaluate the exponents.

$$\sqrt{25}$$

Add.

$$5$$

Find the square root.

$$\sqrt{(5 - 2)^2 + (-2 - 2)^2}$$

Substitute the coordinates of the points in the distance formula.

$$\sqrt{(3)^2 + (-4)^2}$$

Evaluate within parentheses.

$$\sqrt{9 + 16}$$

Evaluate the exponents.

$$\sqrt{25}$$

Add.

$$5$$

Find the square root.

Now we will determine if  $AB = 10$  to determine if it is also the diameter of the circle.

$$\sqrt{(-1 - 5)^2 + (6 - (-2))^2}$$

Substitute the coordinates of the points in the distance formula.

$$\sqrt{(-6)^2 + (8)^2}$$

Evaluate within parentheses.

$$\sqrt{36 + 64}$$

Evaluate the exponents.

$$\sqrt{100}$$

Add.

$$10$$

Find the square root.

The distance from  $(-1, 6)$  to  $(5, -2)$  is 10 units and both points are 5 units away from the center of the circle. This means both points lie on the circle and the measure of  $AB$  equals twice the radius. This makes segment  $AB$  the diameter of the circle.

**SAMPLE ITEMS**

1. Which point is on a circle with a center of  $(3, -9)$  and a radius of 5?

- A.  $(-6, 5)$
- B.  $(-1, 6)$
- C.  $(1, 6)$
- D.  $(6, -5)$

**Correct Answer:** D

2. Which two points can form the diameter of a circle with a center at the origin and a radius of 6?

- A.  $(3, -5)$  and  $(-3, 5)$
- B.  $(-1, 0)$  and  $(4, 0)$
- C.  $(0, 6)$  and  $(0, -5)$
- D.  $(0, 0)$  and  $(5, 0)$

**Correct Answer:** A

## Apply Geometric Concepts in Modeling Situations

**MGSE9-12.G.MG.1** Use geometric shapes, their measures, and their properties to describe objects (e.g., modeling a tree trunk or a human torso as a cylinder).

**MGSE9-12.G.MG.2** Apply concepts of density based on area and volume in modeling situations (e.g., persons per square mile, BTUs per cubic foot).


**MGSE9-12.G.MG.3** Apply geometric methods to solve design problems (e.g., designing an object or structure to satisfy physical constraints or minimize cost; working with typographic grid systems based on ratios).

### KEY IDEAS

1. Model everyday objects using three-dimensional shapes and describe the object using characteristics of the shape. Visualize and identify the dimensions of shapes that can model a geometric shape.
2. Solve real-world problems that can be modeled using density, area, and volume concepts.
3. Apply constraints to maximize or minimize the cost of a cardboard box used to package a product that represents a geometric figure. Apply volume relationships of cylinders, pyramids, cones, and spheres.

### REVIEW EXAMPLES

1. This is a hand drawing of a mountain.



Explain which geometric shape could be used to estimate the total amount of Earth the mountain is made of.

#### **Solution:**

The most accurate shape that could be used to model the mountain is a cone because, to determine the total amount of Earth the mountain is made from, a 3-dimensional shape is needed, which is why a triangle is not as accurate as a cone.

2. A construction company is preparing 10 acres of land for a new housing community. The land contains large rocks that need to be removed. A machine removes 10 rocks from 360 square feet of land.

$$1 \text{ acre} = 43,560 \text{ square feet}$$

About how many rocks will need to be removed from the 10 acres of land?

**Solution:**

If there are 10 rocks in 360 square feet, then we can predict that there will be about 10 rocks every 360 square feet of land.

We will need to determine how many 360 square feet are in 10 acres.

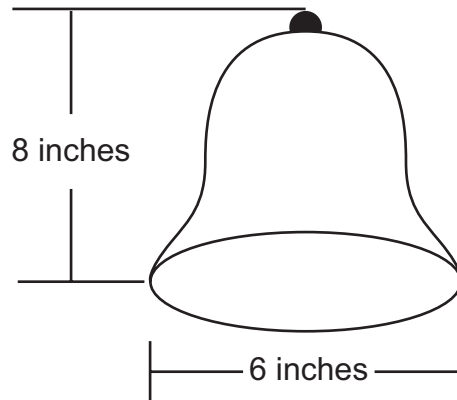
$$10(43,560) = 435,600, \text{ so } 435,600 \text{ square feet are in 10 acres.}$$

$$435,600/360 = 1,210, \text{ so } 1,210 \text{ parcels of 360 square feet are on the 10 acres.}$$

$$(1,210)(10) = 12,100$$

There should be about 12,100 rocks on the 10 acres of land.

3. A company needs to package this bell in a rectangular box.



What are the smallest dimensions (length, width, and height) the rectangular box can have so that the lid of the box can also close?

**Solution:**

Since the diameter of the base of the cone is 6 inches, the width and length of the box cannot be smaller than 6 inches. Since the height of the cone is 8 inches, then the height of the box cannot be smaller than 8 inches.

This gives us a rectangular box with these dimensions:

$$\text{Length} = 6 \text{ inches}$$

$$\text{Width} = 6 \text{ inches}$$

$$\text{Height} = 8 \text{ inches}$$

**SAMPLE ITEMS**

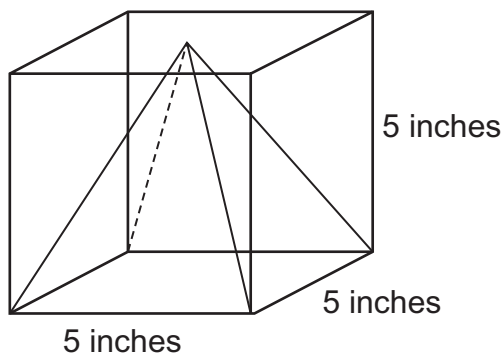
1. Joe counts 250 peach trees on 25% of the land he owns. He determined that there are 10 trees for every 1,000 square feet of land. About how many acres of land does Joe own?

$1 \text{ acre} = 43,560 \text{ square feet}$
---

- A. 2.3 acres
- B. 10 acres
- C. 43.56 acres
- D. 2,500 acres

**Correct Answer: A**

2. A square pyramid is packaged inside a box.



The space inside the box around the pyramid is then filled with protective foam. About how many cubic inches of foam is needed to fill the space around the pyramid?

- A. 8 cubic inches
- B. 41 cubic inches
- C. 83 cubic inches
- D. 125 cubic inches

**Correct Answer: C**

## UNIT 7: APPLICATIONS OF PROBABILITY

This unit investigates the concept of probability. Students look at sample spaces and identify unions, intersections, and complements. They identify ways to tell whether events are independent. The concept of conditional probability is related to independence and students use the concepts to solve real-world problems, including those that are presented in two-way frequency tables. Students find probabilities of compound events using the rules of probability.

### Understand Independence and Conditional Probability and Use Them to Interpret Data

**MGSE9-12.S.CP.1** Describe categories of events as subsets of a sample space using unions, intersections, or complements of other events (*or*, *and*, *not*).

**MGSE9-12.S.CP.2** Understand that if two events A and B are independent, the probability of A and B occurring together is the product of their probabilities, and that if the probability of two events A and B occurring together is the product of their probabilities, the two events are independent.

**MGSE9-12.S.CP.3** Understand the conditional probability of A given B as  $P(A \text{ and } B)/P(B)$ . Interpret independence of A and B in terms of conditional probability; that is, the conditional probability of A given B is the same as the probability of A, and the conditional probability of B given A is the same as the probability of B.

**MGSE9-12.S.CP.4** Construct and interpret two-way frequency tables of data when two categories are associated with each object being classified. Use the two-way table as a sample space to decide if events are independent and to approximate conditional probabilities. *For example, use collected data from a random sample of students in your school on their favorite subject among math, science, and English. Estimate the probability that a randomly selected student from your school will favor science given that the student is in tenth grade. Do the same for other subjects and compare the results.*

**MGSE9-12.S.CP.5** Recognize and explain the concepts of conditional probability and independence in everyday language and everyday situations. *For example, compare the chance of having lung cancer if you are a smoker with the chance of being a smoker if you have lung cancer.*

### KEY IDEAS

1. In probability, a **sample space** is the set of all possible outcomes. Any subset from the sample space is an **event**.
2. If the outcome of one event does not change the possible outcomes of the other event, the events are **independent**. If the outcome of one event does change the possible outcomes of the other event, the events are **dependent**.
3. The **intersection** of two or more events is all of the outcomes shared by both events. The intersection is denoted with the word “and” or with the  $\cap$  symbol. For example, the intersection of A and B is shown as  $A \cap B$ .

- The **union** of two or more events is all of the outcomes for either event. The union is denoted with the word “or” or with the  $\cup$  symbol. For example, the union of  $A$  and  $B$  is shown as  $A \cup B$ . The probability of the union of two events that have no outcomes in common is the sum of each individual probability.
- The **complement** of an event is the set of outcomes in the same sample space that are not included in the outcomes of the event. The complement is denoted with the word “not” or with the  $'$  symbol. For example, the complement of  $A$  is shown as  $A'$ . The set of outcomes and its complement make up the entire sample space.
- Conditional probabilities** are found when one event has already occurred and a second event is being analyzed. Conditional probability is denoted  $P(A | B)$  and is read as “The probability of  $A$  given  $B$ .”

$$P(A | B) = \frac{P(A \text{ and } B)}{P(B)}$$

- Two events— $A$  and  $B$ —are independent if the probability of the intersection is the same as the product of each individual probability. That is,  $P(A \text{ and } B) = P(A) \cdot P(B)$ .
- If two events are independent, then  $P(A | B) = P(A)$  and  $P(B | A) = P(B)$ .
- Two-way frequency tables** summarize data in two categories. These tables can be used to show whether the two events are independent and to approximate conditional probabilities.

**Example:**

A random survey was taken to gather information about grade level and car ownership status of students at a school. This table shows the results of the survey.

**Car Ownership by Grade**

	Owns a Car	Does Not Own a Car	Total
Junior	6	10	16
Senior	12	8	20
Total	18	18	36

Estimate the probability that a randomly selected student will be a junior, given that the student owns a car.

**Solution:**

Let  $P(J)$  be the probability that the student is a junior. Let  $P(C)$  be the probability that the student owns a car.

$$P(J | C) = \frac{P(J \text{ and } C)}{P(C)} = \frac{\frac{6}{36}}{\frac{18}{36}} = \frac{6}{18} = \frac{1}{3}$$



The probability that a randomly selected student will be a junior given that the student owns a car is  $\frac{1}{3}$ .

## REVIEW EXAMPLES

- This table shows the names of students in Mr. Leary's class who do or do not own bicycles and skateboards.

**Bicycle and Skateboard Ownership**

Owens a Bicycle	Owens a Skateboard	Owens a Bicycle AND Skateboard	Does NOT Own a Bicycle OR Skateboard
Ryan	Brett	Joe	Amy
Sarah	Juan	Mike	Gabe
Mariko	Tobi	Linda	Abi
Nina		Rose	
Dion			

Let set  $A$  be the names of students who own bicycles, and let set  $B$  be the names of students who own skateboards.

- Find  $A$  and  $B$ . What does the set represent?
- Find  $A$  or  $B$ . What does the set represent?
- Find  $(A \text{ and } B)'$ . What does the set represent?

### Solution:

- The intersection is the set of elements that are common to both set  $A$  and set  $B$ , so  $A$  and  $B$  is  $\{\text{Joe, Mike, Linda, Rose}\}$ . This set represents the students who own both a bicycle and a skateboard.
- The union is the set of elements that are in set  $A$  or set  $B$  or in both set  $A$  and set  $B$ . You only need to list the names in the intersection one time, so  $A$  or  $B$  is  $\{\text{Ryan, Sarah, Mariko, Nina, Dion, Joe, Mike, Linda, Rose, Brett, Juan, Tobi}\}$ . This set represents the students who own a bicycle, a skateboard, or both.
- The complement of  $A$  or  $B$  is the set of names that are not in  $A$  or  $B$ . So, the complement of  $A$  or  $B$  is  $(A \text{ or } B)'$   $\{\text{Amy, Gabe, Abi}\}$ . This set represents the students who own neither a bicycle nor a skateboard.

2. In a certain town, the probability that a person plays sports is 65%. The probability that a person is between the ages of 12 and 18 is 40%. The probability that a person plays sports and is between the ages of 12 and 18 is 25%. Are the events independent? How do you know?

**Solution:**

Let  $P(S)$  be the probability that a person plays sports.

Let  $P(A)$  be the probability that a person is between the ages of 12 and 18.

If the two events are independent, then  $P(S \text{ and } A) = P(S) \cdot P(A)$ .

Because  $P(S \text{ and } A)$  is given as 25%, find  $P(S) \cdot P(A)$  and then compare.

$$\begin{aligned} P(S) \cdot P(A) &= 0.65 \cdot 0.4 \\ &= 0.26 \end{aligned}$$

Because  $0.26 \neq 0.25$ , the events are not independent.

3. A random survey was conducted to gather information about age and employment status. This table shows the data that were collected.

**Employment Survey Results**

Employment Status	Age (in Years)		Total
	Less than 18	18 or greater	
Has Job	20	587	607
Does Not Have Job	245	92	337
<b>Total</b>	265	679	944

- What is the probability that a randomly selected person surveyed has a job, given that the person is less than 18 years old?
- What is the probability that a randomly selected person surveyed has a job, given that the person is greater than or equal to 18 years old?
- Are having a job ( $A$ ) and being 18 or greater ( $B$ ) independent events? Explain.
  - $P(A)$  = has a job
  - $P(A')$  = does not have a job
  - $P(B)$  = 18 years old or greater
  - $P(B')$  = less than 18 years old

**Solution:**

- a. Find the total number of people surveyed less than 18 years old:  $20 + 245 = 265$ .

Divide the number of people who have a job and are less than 18 years old, 20, by the number of people less than 18 years old, 265:  $\frac{20}{265} \approx 0.08$ . The probability that a person surveyed has a job, given that the person is less than 18 years old, is about 0.08.

$$P(A | B') = \frac{P(A \text{ and } B')}{P(B')} = \frac{\frac{20}{944}}{\frac{265}{944}} = \frac{20}{265} = 0.08$$

- b. Find the total number of people surveyed greater than or equal to 18 years old:

$587 + 92 = 679$ . Divide the number of people who have a job and are greater than or equal to 18 years old, 587, by the number of people greater than or equal to 18 years old, 679:  $\frac{587}{679} \approx 0.86$ . The probability that a person surveyed has a job, given that the person is greater than or equal to 18 years old, is about 0.86.

$$P(A | B) = \frac{P(A \text{ and } B)}{P(B)} = \frac{\frac{587}{944}}{\frac{679}{944}} = \frac{587}{679} = 0.86$$

- c. The events are independent if  $P(A|B) = P(A)$  and  $P(B|A) = P(B)$ . From part (b),  $P(A|B) \approx 0.86$ .

$$P(A) = \frac{607}{944} \approx 0.64$$

$P(A|B) \neq P(A)$  so the events are not independent.

**SAMPLE ITEMS**

1. In a particular state, the first character on a license plate is always a letter. The last character is always a digit from 0 to 9.

If  $V$  represents the set of all license plates beginning with a vowel, and  $O$  represents the set of all license plates that end with an odd number, which license plate belongs to the set  $V$  and  $O'$ ?



**Correct Answer: A**

2. For which set of probabilities would events  $A$  and  $B$  be independent?

- A.  $P(A) = 0.25$ ;  $P(B) = 0.25$ ;  $P(A \text{ and } B) = 0.5$
- B.  $P(A) = 0.08$ ;  $P(B) = 0.4$ ;  $P(A \text{ and } B) = 0.12$
- C.  $P(A) = 0.16$ ;  $P(B) = 0.24$ ;  $P(A \text{ and } B) = 0.32$
- D.  $P(A) = 0.3$ ;  $P(B) = 0.15$ ;  $P(A \text{ and } B) = 0.045$

**Correct Answer: D**

3. Assume that the following events are independent:

- The probability that a high school senior will go to college is 0.72.
- The probability that a high school senior will go to college and live on campus is 0.46.

What is the probability that a high school senior will live on campus, given that the person will go to college?

- A. 0.26
- B. 0.33
- C. 0.57
- D. 0.64

Correct Answer: D

4. A random survey was conducted about gender and hair color. This table records the data.

Hair Color				
	Brown	Blonde	Red	Total
Male	548	876	82	1,506
Female	612	716	66	1,394
Total	1,160	1,592	148	2,900

What is the probability that a randomly selected person has blonde hair, given that the person selected is male?

- A. 0.51
- B. 0.55
- C. 0.58
- D. 0.63

Correct Answer: C

## Use the Rules of Probability to Compute Probabilities of Compound Events in a Uniform Probability Model

**MGSE9-12.S.CP.6** Find the conditional probability of  $A$  given  $B$  as the fraction of  $B$ 's outcomes that also belong to  $A$ , and interpret the answer in context.

**MGSE9-12.S.CP.7** Apply the Addition Rule,  $P(A \text{ or } B) = P(A) + P(B) - P(A \text{ and } B)$ , and interpret the answers in context.

### KEY IDEAS

- Two events are **mutually exclusive** if the events cannot occur at the same time.
- When two events  $A$  and  $B$  are mutually exclusive, the probability that event  $A$  or event  $B$  will occur is the sum of the probabilities of each event:  $P(A \text{ or } B) = P(A) + P(B)$ .
- When two events  $A$  and  $B$  are not mutually exclusive, the probability that event  $A$  or  $B$  will occur is the sum of the probability of each event minus the intersection of the two events. That is,  $P(A \text{ or } B) = P(A) + P(B) - P(A \text{ and } B)$ .
- You can find the conditional probability,  $P(A | B)$ , by finding the fraction of  $B$ 's outcomes that also belong to  $A$ .

### Example:

Event  $A$  is choosing a heart card from a standard deck of cards.

Event  $B$  is choosing a face card from a standard deck of cards.

$P(A | B)$  is the probability that a card is a heart, given that the card is a face card. You can look at  $B$ 's outcomes and determine what fraction belongs to  $A$ ; there are 12 face cards, 3 of which are also hearts:

$$P(A | B) = \frac{3}{12} = \frac{1}{4}.$$

	Heart	Not a heart	Total
Face card	3	9	12
Not a face card	10	30	40
Total	13	39	52

## REVIEW EXAMPLES

1. In Mr. Mabry's class, there are 12 boys and 16 girls. On Monday, 4 boys and 5 girls were wearing white shirts.
  - a. If a student is chosen at random from Mr. Mabry's class, what is the probability of choosing a boy or a student wearing a white shirt?
  - b. If a student is chosen at random from Mr. Mabry's class, what is the probability of choosing a girl or a student not wearing a white shirt?

### Solution:

- a. Apply the Addition Rule,  $P(A \text{ or } B) = P(A) + P(B) - P(A \text{ and } B)$ , where  $A$  is the set of boys and  $B$  is the set of students wearing a white shirt.

$(A \text{ and } B)$  is the set of boys wearing a white shirt. There are  $12 + 16 = 28$  students in Mr. Mabry's class.

$$\text{So, } P(A) = \frac{12}{28}, P(B) = \frac{4+5}{28} = \frac{9}{28}, \text{ and } P(A \text{ and } B) = \frac{4}{28}.$$

$$P(\text{a boy or a student wearing a white shirt}) = \frac{12}{28} + \frac{9}{28} - \frac{4}{28} = \frac{17}{28}$$

- b. Apply the Addition Rule,  $P(A \text{ or } B) = P(A) + P(B) - P(A \text{ and } B)$ , where  $A$  is the set of girls and  $B$  is the set of students not wearing a white shirt.

$(A \text{ and } B)$  is the set of girls not wearing a white shirt. There are  $12 + 16 = 28$  students in Mr. Mabry's class.

$$\text{So, } P(A) = \frac{16}{28}, P(B) = \frac{8+11}{28} = \frac{19}{28}, \text{ and } P(A \text{ and } B) = \frac{11}{28}.$$

$$P(\text{a girl or a student not wearing a white shirt}) = \frac{16}{28} + \frac{19}{28} - \frac{11}{28} = \frac{24}{28} = \frac{6}{7}$$

2. Terry has a number cube with sides labeled 1 through 6. He rolls the number cube twice.
- What is the probability that the sum of the two rolls is a prime number, given that at least one of the rolls is a 3?
  - What is the probability that the sum of the two rolls is a prime number or at least one of the rolls is a 3?

**Solution:**

- a. This is an example of a mutually exclusive event. Make a list of the combinations where at least one of the rolls is a 3. There are 11 such pairs.

1, 3	2, 3	3, 3	4, 3	5, 3	6, 3
3, 1	3, 2	3, 4	3, 5	3, 6	

Then identify the pairs that have a prime sum.

2, 3	3, 2	3, 4	4, 3
------	------	------	------

Of the 11 pairs of outcomes, there are 4 pairs whose sum is prime. Therefore, the probability that the sum is prime of those that show a 3 on at least one roll is  $\frac{4}{11}$ .

- b. This is an example of events that are NOT mutually exclusive. There are 36 possible outcomes when rolling a number cube twice.  
List the combinations where at least one of the rolls is a 3.

1, 3	2, 3	3, 3	4, 3	5, 3	6, 3
3, 1	3, 2	3, 4	3, 5	3, 6	

$$P(\text{at least one roll is a 3}) = \frac{11}{36}$$

List the combinations that have a prime sum.

1, 1	1, 2	1, 4	1, 6
2, 1	2, 3	2, 5	
3, 2	3, 4		
4, 1	4, 3		
5, 2	5, 6		
6, 1	6, 5		

$$P(\text{prime sum}) = \frac{15}{36}$$



Identify the combinations that are in both lists.

2, 3	3, 2	3, 4	4, 3
------	------	------	------

The combinations in both lists represent the intersection. The probability of the intersection is the number of outcomes in the intersection divided by the total possible outcomes.

$$P(\text{at least one roll is a 3 and a prime sum}) = \frac{4}{36}$$

If two events share outcomes, then outcomes in the intersection are counted twice when the probabilities of the events are added. So you must subtract the probability of the intersection from the sum of the probabilities.

$$P(\text{at least one roll is a 3 or a prime sum}) = \frac{11}{36} + \frac{15}{36} - \frac{4}{36} = \frac{22}{36} = \frac{11}{18}$$

### SAMPLE ITEMS

1. Mrs. Klein surveyed 240 men and 285 women about their vehicles. Of those surveyed, 155 men and 70 women said they own a red vehicle. If a person is chosen at random from those surveyed, what is the probability of choosing a woman or a person who does NOT own a red vehicle?

- A.  $\frac{14}{57}$   
B.  $\frac{71}{105}$   
C.  $\frac{74}{105}$   
D.  $\frac{88}{105}$

**Correct Answer: C**

2. Bianca spins two spinners that have four equal sections numbered 1 through 4. If she spins a 4 on at least one spin, what is the probability that the sum of her two spins is an odd number?

- A.  $\frac{1}{4}$   
B.  $\frac{7}{16}$   
C.  $\frac{4}{7}$   
D.  $\frac{11}{16}$

**Correct Answer: C**

3. Each letter of the alphabet is written on separate cards in red ink. The cards are placed in a container. Each letter of the alphabet is also written on separate cards in black ink. The cards are placed in the same container. What is the probability that a card randomly selected from the container has a letter written in black ink and the letter is A or Z?


- A.  $\frac{1}{2}$
- B.  $\frac{7}{13}$
- C.  $\frac{15}{26}$
- D.  $\frac{8}{13}$

**Correct Answer: B**

## **ANALYTIC GEOMETRY ADDITIONAL PRACTICE ITEMS**

This section has two parts. The first part is a set of 24 sample items for Analytic Geometry. The second part contains a table that shows for each item the standard assessed, the DOK level, the correct answer (key), and a rationale/explanation about the key and distractors. The sample items can be utilized as a mini-test to familiarize students with the item formats found on the assessment.

**All example and sample items contained in this guide are the property of the Georgia Department of Education.**



## Analytic Geometry Formula Sheet

---

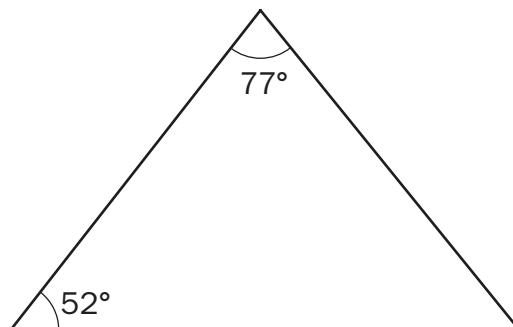
**You can find mathematics formula sheets on  
the Georgia Milestones webpage at  
[http://www.gadoe.org/Curriculum-Instruction-  
and-Assessment/Assessment/Pages/Georgia-  
Milestones-Assessment-System.aspx](http://www.gadoe.org/Curriculum-Instruction-and-Assessment/Assessment/Pages/Georgia-Milestones-Assessment-System.aspx).**

**Look under “EOC Resources.”**

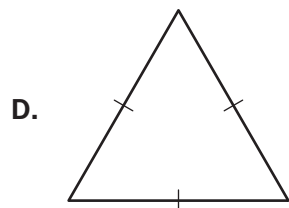
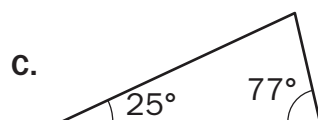
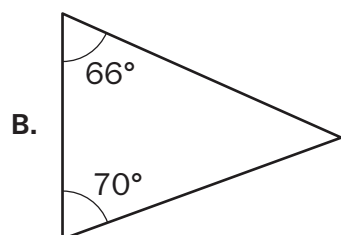
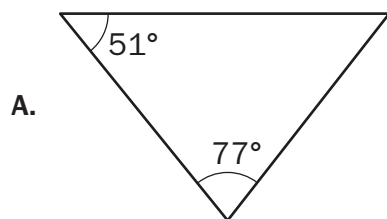
**Item 1**

**Selected-Response**

Look at the triangle.

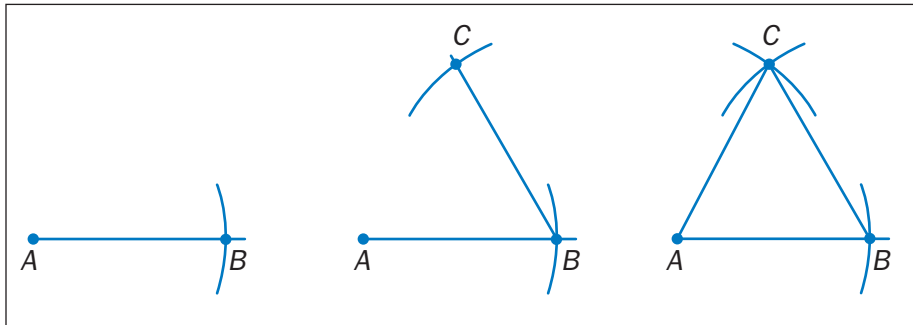


Which triangle is similar to the given triangle?



**Item 2****Constructed-Response**

The following are the steps to construct an equilateral triangle.  
Determine the error in the steps. Write your answer on the lines provided.

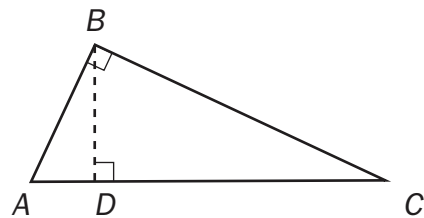


<hr/> <hr/> <hr/> <hr/> <hr/> <hr/> <hr/> <hr/> <hr/> <hr/> <hr/> <hr/>
---

Item 3

Extended Constructed-Response

Right  $\triangle ABC$  with altitude  $BD$ .



Prove  $\triangle ABC$  is similar to  $\triangle BDC$ .

Statement	Justification



**Item 4****Selected-Response**

Which equation is true?

- A.  $\sin 40^\circ = \tan 50^\circ$
- B.  $\cos 40^\circ = \cos 50^\circ$
- C.  $\sin 40^\circ = \sin 50^\circ$
- D.  $\cos 40^\circ = \sin 50^\circ$

**Item 5****Selected-Response**

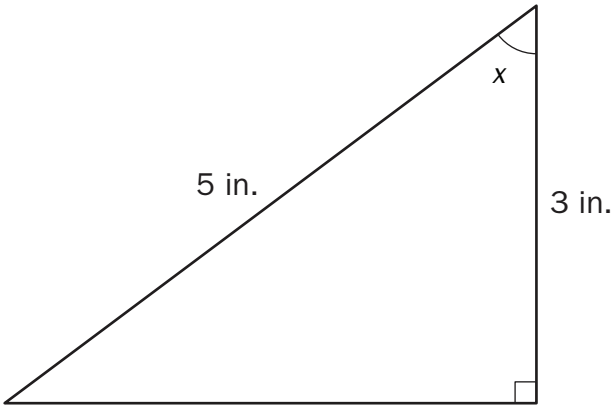
Which point is NOT on a circle with a center of (0, 0) and a radius of 10?

- A. (0, 5)
- B. (10, 0)
- C. (0, -10)
- D. (-8, 6)

Item 6

Constructed-Response

Study the triangle.



Explain how you can determine the value of  $\sin x$ . Use the word theta in your explanation instead of the symbol. Write your answer on the lines provided.

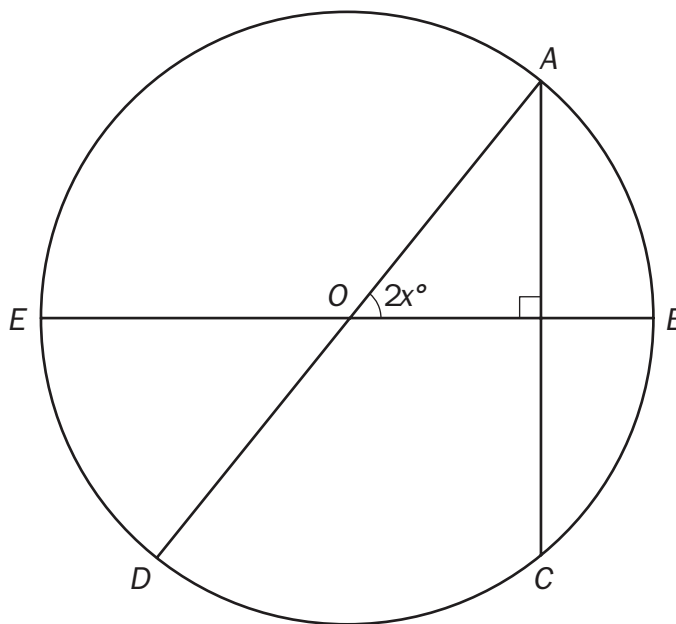
**Item 7****Constructed-Response**

Explain why the formula for the area of a sector is  $A = \frac{nr^2\theta}{360}$ , where  $r$  is the radius of the circle and  $\theta$  is the measure in degrees of the central angle of the sector. Use the word pi in your explanation instead of the symbol  $\pi$ . Write your answer on the lines provided.

<hr/> <hr/> <hr/> <hr/> <hr/> <hr/> <hr/> <hr/> <hr/> <hr/>
---

**Item 8****Selected-Response**

Points  $A$ ,  $B$ ,  $C$ ,  $D$ , and  $E$  are located on the circle  $O$ , as shown in this figure.



The measure of  $\widehat{CD}$  is  $80^\circ$ . What is the value of  $x$ ?

- A. 50
- B. 40
- C. 35
- D. 25

**Item 9****Constructed-Response**

A pyramid and a rectangular prism have congruent bases and equal heights. Write a statement comparing the volume of the figures, and explain your reasoning. Write your answer on the lines provided.

<hr/> <hr/> <hr/> <hr/> <hr/> <hr/> <hr/> <hr/> <hr/> <hr/>
---

**Item 10**

**Selected-Response**

Which expression is equivalent to  $-4\sqrt{28x} \cdot \sqrt{7x^3}$ ?

- A.  $-56x^2$
- B.  $4x^2\sqrt{7}$
- C.  $-4x\sqrt{196}$
- D.  $-28x$

**Item 11**

**Selected-Response**

Which value is an irrational number?

- A.  $4 + \sqrt{7}$
- B.  $\sqrt{2}\sqrt{8}$
- C.  $\frac{\sqrt{3}\sqrt{12}}{5}$
- D.  $\sqrt{3} - \sqrt{3}$

**Item 12****Constructed-Response**

**Part A:** Explain how you could rewrite the expression  $3x + 2(x^2 - 4x + 1) + 5x - 2$  to write it with the fewest number of terms. Write your answer on the lines provided.

_____
_____
_____
_____
_____

**Part B:** How many non-zero terms does the expression from Part A rewritten with the fewest number of terms contain?

_____
-------

**Item 13****Technology-Enhanced**

**Select THREE equations that are true.**

- A.  $(3x^2 + 7x - 4) + (x^2 + x + 3) = 4x^2 + 8x - 1$
- B.  $(5x^2 - 6x + 2) - (2x^2 - 4x + 1) = 3x^2 - 2x + 1$
- C.  $(3x^2 + 5x + 4) + (x^2 + 2x - 5) = 3x^2 + 7x - 1$
- D.  $(6x^2 - 3x - 8) - (3x^2 + 5x - 4) = 3x^2 - 8x - 4$
- E.  $(x + 8)(x - 9) = x^2 + x - 72$
- F.  $(x - 3)(x - 7) = x^2 - 10x - 21$

**Item 14**

**Selected-Response**

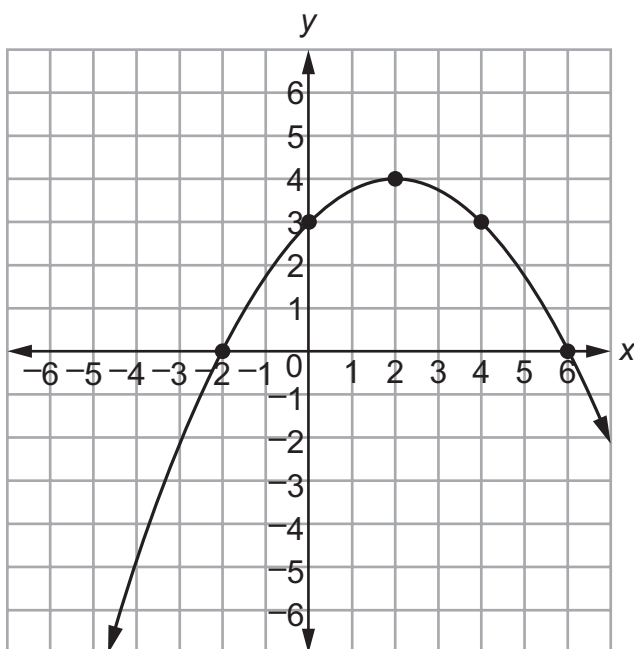
**A professional weather balloon is 10 yards in diameter. It is in the shape of a sphere. What is the volume of the weather balloon to the nearest cubic yard?**

- A.** 59 cubic yards
- B.** 105 cubic yards
- C.** 294 cubic yards
- D.** 523 cubic yards



**Item 15****Technology-Enhanced**

The coordinate grid shows the graph of a quadratic function  $f(x)$ .



The equation of  $f(x)$  can be written in the form  $f(x) = a(x - h)^2 + k$ , where  $a$ ,  $h$ , and  $k$  are rational numbers.

**Part A**

What are the values of  $h$  and  $k$ ?

- A.  $h = -2$  and  $k = 3$
- B.  $h = -2$  and  $k = 6$
- C.  $h = 2$  and  $k = 3$
- D.  $h = 2$  and  $k = 4$

**Part B**

Which statement describes the value of  $a$  for the function  $f(x)$ ?

- A. The value of  $a$  is a number less than  $-1$ .
- B. The value of  $a$  is a number between  $-1$  and  $0$ .
- C. The value of  $a$  is a number between  $0$  and  $1$ .
- D. The value of  $a$  is a number greater than  $1$ .

**Item 16**

**Technology-Enhanced**

**Part A**

**Which situation could be modeled by a function with a domain of all positive integers?**

- A. the distance a runner has moved during a race as a function of time since the race started
- B. the amount of fish food required in a fish tank as a function of the number of fish in the tank
- C. the amount of power required to operate a computer as a function of the length of time the computer is on
- D. the amount of water required by an animal as a function of the mass of the animal

**Part B**

**Select TWO situations that could be modeled by a function with a domain that includes positive and negative real numbers.**

- A. the height of a plant as a function of time since the seed was planted
- B. the elevation of a hiker as a function of the number of steps taken
- C. the temperature as a function of elevation above or below sea level
- D. the amount of time required to read a book as a function of the number of words in the book
- E. the amount of precipitation as a function of the outdoor temperature

**Item 17****Selected-Response**

The table defines a quadratic function.

$x$	$y$
-1	5
0	1
1	-1
3	1

Which is the average rate of change between  $x = -1$  and  $x = 1$ ?

- A. undefined
- B.  $-\frac{1}{3}$
- C. -3
- D. -4

**Item 18**

**Extended Constructed-Response**

**Part A:** What are the zeros of the function  $f(x) = x^2 - 6x + 8$ ? Explain how you determined your answer. Write your answer on the lines provided.

---

---

---

---

---

---

---

---

---

---

**Part B: Arturo made an error when finding the minimum value of the function**

**$g(x) = x^2 - 6x + 10$ . His work is shown below.**

$$g(x) = x^2 - 6x + 10$$

$$g(x) = (x^2 - 6x - 9) + 10 + 9$$

$$g(x) = (x - 3)^2 + 19$$

**The vertex is (3, 19), so the minimum value is 19.**

**Describe the error that Arturo made. Then give the correct minimum value of the function. Write your answer on the lines provided.**

<hr/> <hr/> <hr/> <hr/> <hr/> <hr/> <hr/> <hr/> <hr/> <hr/>
---

**Item 19**

**Selected-Response**

Study this equation of a circle.

$$x^2 - 6x + y^2 + 2y + 6 = 0$$

Which of these represents the center and radius of the circle?

- A. center: (3, -1), radius: 4
- B. center: (-3, 1), radius: 4
- C. center: (3, -1), radius: 2
- D. center: (-3, 1), radius: 2

**Item 20**

**Selected-Response**

One bag of lawn fertilizer can cover approximately 5,000 square feet. Mike's lawn is about 500 square feet. Mike fertilizes his lawn an average of 4 times per year. About how many full years will he be able to fertilize his lawn with one bag of fertilizer?

- A. 2 years
- B. 3 years
- C. 9 years
- D. 10 years

**Item 21****Constructed-Response**

How many zeros does this quadratic function have? Explain how you determined your answer. Write your answer on the lines provided.

$$f(x) = x^2 + 15x + 56$$

<hr/> <hr/> <hr/> <hr/> <hr/> <hr/> <hr/> <hr/> <hr/> <hr/> <hr/>
---

**Item 22**

**Constructed-Response**

A student draws a card from a standard deck and then draws another card without replacing the first card. Explain why the probability of picking an ace on the first draw and the probability of picking a 7 on the second draw are NOT independent events. Write your answer on the lines provided.

---

---

---

---

---

---

---

---

---

---

---



**Item 23****Selected-Response**

When rolling a fair, six-sided number cube, what is the probability of rolling an even number or a number less than 3?

- A.  $\frac{5}{6}$
- B.  $\frac{2}{3}$
- C.  $\frac{1}{2}$
- D.  $\frac{1}{3}$

**Item 24****Selected-Response**

What is the probability of rolling a 5 on a fair, six-sided number cube if you know that you rolled an odd number?

- A.  $\frac{1}{6}$
- B.  $\frac{1}{3}$
- C.  $\frac{1}{2}$
- D.  $\frac{2}{3}$

## ADDITIONAL PRACTICE ITEMS ANSWER KEY

Item	Standard/ Element	DOK Level	Correct Answer	Explanation
1	MGSE9-12.G.SRT.3	1	A	The correct answer is choice (A) because when the third angle is found, corresponding angles are congruent. Choices (B), (C), and (D) are incorrect because they have angle measures that are different than the original triangle.
2	MGSE9-12.G.CO.13	2	N/A	See scoring rubric and exemplar responses on page 214.
3	MGSE9-12.G.SRT.5	3	N/A	See scoring rubric and exemplar responses beginning on page 215.
4	MGSE9-12.G.SRT.7	1	D	The correct answer is choice (D) because the angles are complements, so the sine of an angle is equal to the cosine of the angle's complement. Choices (A), (B), and (C) are incorrect because they do not correspond to any trigonometric identities.
5	MGSE9-12.G.GPE.4	2	D	The correct answer is choice (A) because the point (0, 5) is only 5 units away from the center of the circle. Choices (B), (C), and (D) are incorrect because they are 10 units away from the center of the circle.
6	MGSE9-12.G.SRT.8	2	N/A	See scoring rubric and exemplar responses on page 217.
7	MGSE9-12.G.C.5	2	N/A	See scoring rubric and exemplar responses on page 218.
8	MGSE9-12.G.C.2	2	D	The correct answer is choice (D) because $m\widehat{CD}$ is $80^\circ$ , so $m\angle DAC$ is $40^\circ$ . Since the angles in a triangle add to $180^\circ$ , $m\angle AOB$ is $50^\circ$ : if $2x = 50$ , then $x = 25$ . Choice (A) is incorrect because it is the $m\angle OAB$ . Choice (B) is incorrect because the answer is true only if the triangle is isosceles. Choice (C) is incorrect because it is the $m\angle AOB$ , not the value of $x$ .
9	MGSE9-12.G.GMD.1	2	N/A	See scoring rubric and exemplar responses on page 219.

Item	Standard/ Element	DOK Level	Correct Answer	Explanation
10	MGSE9-12.GN.RN.2	2	A	The correct answer is choice (A) because the perfect squares 4 and $x^2$ are factored out of the radical, leaving $-4 \cdot 2 \cdot x^2 (7 \cdot 7)$ , which simplifies to $-56x^2$ . Choices (B), (C), and (D) are incorrect because the perfect squares are not factored out of the radical correctly.
11	MGSE9-12.N.RN.3	1	A	The correct answer is choice (A) because the sum is an irrational number. Answer choices (B), (C), and (D) are incorrect because they result in rational numbers.
12	MGSE9-12.A.APR.1	2	N/A	See scoring rubric and exemplar responses on page 220.
13	GSE-1: A.APR.1	2	A/B/D	See scoring rubric on page 221.
14	MGSE9-12.G.GMD.3	2	D	The correct answer is choice (D) because 523 cubic yards equals the volume of the weather balloon. Answer choice (A) is incorrect because the value is squared and not cubed. Answer choice (B) is incorrect because the radius is squared instead of cubed, and choice (C) is incorrect because $\frac{3}{4}$ was used instead of $\frac{4}{3}$ .
15	GSE-1: F.IF.7a	2	Part A: D Part B: B	See scoring rubric on page 222.
16	GSE-1: F.IF.5	2	Part A: B Part B: C/E	See scoring rubric on page 223.
17	MGSE9-12.F.IF.6	2	C	The correct answer is choice (C) because $-3$ is the slope of the line containing the indicated points. Choice (A) is incorrect because it reverses the numerator and denominator in the slope formula. Choices (B) and (D) are incorrect because of arithmetic errors.
18	MGSE9-12.A.SSE.3a MGSE9-12.A.SSE.3b	3	N/A	See scoring rubric and exemplar responses beginning on page 224.

Item	Standard/ Element	DOK Level	Correct Answer	Explanation
19	MGSE9-12.G.GPE.1	2	C	The correct answer is choice (C) because when the equation is changed to standard form using completing the square, the $h$ - and $k$ -values are 3 and $-1$ and $r^2 = 4$ , so $r = 2$ . Choices (A) and (B) are incorrect because the radius comes from taking the square root of the constant in standard form. Choice (D) is incorrect because the signs of the center are opposite.
20	MGSE9-12.G.MG.2	2	A	The correct answer is choice (A) because the fertilizer will run out halfway into the 3rd year lasting only 2 full years. Answer choice (B) is incorrect because it is 2.5 rounded and will not last up to 3 years. Choice (C) is incorrect because the number of times the fertilizer is applied is subtracted from the total amount instead of divided. Choice (D) is incorrect because the number of times a year the fertilizer is applied is not divided by the total amount of fertilizer.
21	MGSE9-12.F.IF.8a	2	N/A	See scoring rubric and exemplar responses on page 227.
22	MGSE9-12.S.CP.5	1	N/A	See scoring rubric and exemplar responses on page 228.
23	MGSE9-12.S.CP.7	1	B	The correct answer is choice (B) because an even number or a number less than 3 includes the outcomes of 1, 2, 4, and 6 and there are 6 outcomes in the sample space. $\frac{4}{6}$ simplifies to $\frac{2}{3}$ . Choice (A) is incorrect because there is an overlap of 2 in the outcomes of an even number and a number less than 3. The overlap must be subtracted. $P(A \text{ or } B) = P(A) + P(B) - P(A \cap B)$ . Choice (C) is incorrect because it is the probability of an even number only. Choice (D) is incorrect because it is the probability of a number less than 3 only.

Item	Standard/ Element	DOK Level	Correct Answer	Explanation
24	MGSE9-12.S.CP.3	2	B	The correct answer is choice (B) because with the conditional probability, we assume that an odd number was rolled, which reduces our sample space to 1, 3, and 5. Out of those possibilities, the probability of rolling a 5 is $\frac{1}{3}$ , 1 successful outcome out of 3 total outcomes. Choice (A) is incorrect because it is the probability of rolling 5 without knowing an odd number was rolled. Choice (C) is incorrect because it is the probability of rolling an odd number. Choice (D) is incorrect because it is the complement of the correct answer.

## ADDITIONAL PRACTICE ITEMS SCORING RUBRICS AND EXEMPLAR RESPONSES

### Item 2

#### Scoring Rubric

Points	Description
2	<p>The response achieves the following:</p> <ul style="list-style-type: none"> <li>Student demonstrates complete understanding of constructing an equilateral triangle. Award 2 points for a student response that contains both of the following elements: <ul style="list-style-type: none"> <li>States that in step 2, line segment <math>BC</math> is drawn before the necessary arcs are drawn.</li> <li>States that point <math>C</math> is formed from the intersection of the two arcs drawn from the endpoints <math>A</math> and <math>B</math>.</li> </ul> </li> </ul>
1	<p>The response achieves the following:</p> <ul style="list-style-type: none"> <li>Student shows partial understanding of constructing an equilateral triangle. Award 1 point for a student response that contains only one of the following elements: <ul style="list-style-type: none"> <li>States that in step 2, line segment <math>BC</math> is drawn before the necessary arcs are drawn.</li> <li>States that point <math>C</math> is formed from the intersection of the two arcs drawn from the endpoints <math>A</math> and <math>B</math>.</li> </ul> </li> </ul>
0	<p>The response achieves the following:</p> <ul style="list-style-type: none"> <li>Student demonstrates limited to no understanding of constructing an equilateral triangle.</li> </ul>

#### Exemplar Response

Points Awarded	Sample Response
2	In step 2, line segment $BC$ cannot be drawn until after both arcs are drawn from endpoints $A$ and $B$ . Point $C$ is the intersection of the arcs drawn from endpoints $A$ and $B$ . The segment $BC$ and $AC$ are drawn after that intersection is found.
1	The error is in step 2 because line segment $BC$ was drawn too early.
0	<i>Student does not produce a correct response or a correct process.</i>

## Item 3

## Scoring Rubric

Points	Description
4	<p>The response achieves the following:</p> <ul style="list-style-type: none"> <li>Response demonstrates a complete understanding of geometric proofs. Give 4 points for a complete proof with justifications for each step.</li> </ul> <p><b>Scoring Note:</b> There are multiple valid ways of solving. Accept any valid method.</p>
3	<p>The response achieves the following:</p> <ul style="list-style-type: none"> <li>Response demonstrates a nearly complete understanding of geometric proofs. Give 3 points for any of the following response types: <ul style="list-style-type: none"> <li>Incomplete proof with one missing step.</li> <li>Incomplete proof with 1 error in a statement or justification.</li> </ul> </li> </ul> <p><b>Scoring Note:</b> There are multiple valid ways of solving. Accept any valid method.</p>
2	<p>The response achieves the following:</p> <ul style="list-style-type: none"> <li>Response demonstrates a partial understanding of geometric proofs. Give 2 points for any of the following response types: <ul style="list-style-type: none"> <li>Incomplete proof with 2 missing steps.</li> <li>Incomplete proof with 2 errors in a statement or justification.</li> <li>Incomplete proof with 1 missing step and 1 error in a statement or justification.</li> </ul> </li> </ul> <p><b>Scoring Note:</b> There are multiple valid ways of solving. Accept any valid method.</p>
1	<p>The response achieves the following:</p> <ul style="list-style-type: none"> <li>Response demonstrates a minimal understanding of geometric proofs. Give 1 point for 3 errors: <ul style="list-style-type: none"> <li>Missing steps.</li> <li>Error in a statement or justification.</li> </ul> </li> </ul> <p><b>Scoring Note:</b> There are multiple valid ways of solving. Accept any valid method.</p>
0	<p>The response achieves the following:</p> <ul style="list-style-type: none"> <li>Response demonstrates limited to no understanding of geometric proofs.</li> </ul>

## Item 3

## Exemplar Response

Points Awarded	Sample Response		
4	<b>Step</b>	<b>Statement</b>	<b>Reason</b>
	1	$\triangle ABC$ is a right triangle	Given
	2	Altitude $BD$	Given
	3	$\angle BDC$ is a right angle	Definition of Altitude
	4	$\angle ABC \cong \angle BDC$	All right angles are congruent.
	5	$\angle BCD \cong \angle BCA$	Reflexive Property of Congruence
	6	$\triangle ABC \sim \triangle BDC$	Angle-Angle (AA) Similarity
3	<b>Step</b>	<b>Statement</b>	<b>Reason</b>
	1	$\triangle ABC$ is a right triangle	Given
	2	Altitude $BD$	Given
	3	$\angle BDC$ is a right angle	Definition of Altitude
	4	$\angle ABC \cong \angle BDC$	All right angles are congruent.
	5	$\angle BCD \cong \angle BCA$	Complimentary Angles are Congruent
	9	$\triangle ABC \sim \triangle BDC$	Angle-Angle (AA) Similarity
2	<b>Step</b>	<b>Statement</b>	<b>Reason</b>
	1	$\triangle ABC$ is a right triangle	Given
	2	Altitude $BD$	Given
	3	$\angle BDC$ is a right angle	Definition of Altitude
	4	$\angle ABC \cong \angle BDC$	All right angles are congruent.
	5	$\angle BCD \cong \angle BCA$	Complimentary Angles are Congruent
	6	$\triangle ABC \sim \triangle ADB$	Angle-Angle (AA) Similarity
1	<b>Step</b>	<b>Statement</b>	<b>Reason</b>
	1	$\triangle ABC$ is a right triangle	Given
	2	Altitude $BD$	Given
	3	$\angle ABC \cong \angle BDC$	All right angles are congruent.
	4	$\triangle ABC \sim \triangle BDC$	Angle-Angle (AA) Similarity
0	Student does not produce a correct response or a correct process.		



## Item 6

## Scoring Rubric

Points	Description
2	<p>The response achieves the following:</p> <ul style="list-style-type: none"> <li>• Student demonstrates complete understanding of finding the sine of an angle in a triangle. Award 2 points for a student response that contains both of the following elements: <ul style="list-style-type: none"> <li>• Finds the length of the third side.</li> <li>• Explains how to find the sine of the angle.</li> </ul> </li> </ul>
1	<p>The response achieves the following:</p> <ul style="list-style-type: none"> <li>• Student shows partial understanding of finding the sine of an angle in a triangle. Award 1 point for a student response that contains only one of the following elements: <ul style="list-style-type: none"> <li>• Finds the length of the third side.</li> <li>• Explains how to find the sine of the angle.</li> </ul> </li> </ul>
0	<p>The response achieves the following:</p> <ul style="list-style-type: none"> <li>• Student demonstrates limited to no understanding of finding the sine of an angle in a triangle.</li> </ul>

## Exemplar Response

Points Awarded	Sample Response
2	Use the Pythagorean theorem to find that the length of the third side of the triangle is 4 inches. The sine of an angle is the ratio of the length of the opposite leg compared to the length of the hypotenuse. So, the sine of theta is equal to the ratio of 4 to 5.
1	Use the Pythagorean theorem to find that the length of the third side of the triangle is 4 inches. The sine of an angle is the ratio of the length of the opposite leg compared to the length of the adjacent leg. So, the sine of theta is equal to the ratio of 4 to 3.
0	<i>Student does not produce a correct response or a correct process.</i>

## Item 7

## Scoring Rubric

Points	Description
2	<p>The response achieves the following:</p> <ul style="list-style-type: none"> <li>• Student demonstrates complete understanding of the equation for the area of the sector. Award 2 points for a student response that contains both of the following elements: <ul style="list-style-type: none"> <li>• Explains the meaning of <math>\frac{\theta}{360}</math>.</li> <li>• Explains the meaning of <math>\pi r^2</math>.</li> </ul> </li> </ul>
1	<p>The response achieves the following:</p> <ul style="list-style-type: none"> <li>• Student shows partial understanding of the equation for the area of the sector. Award 1 point for a student response that contains only one of the following elements: <ul style="list-style-type: none"> <li>• Explains the meaning of <math>\frac{\theta}{360}</math>.</li> <li>• Explains the meaning of <math>\pi r^2</math>.</li> </ul> </li> </ul>
0	<p>The response achieves the following:</p> <ul style="list-style-type: none"> <li>• Student demonstrates limited to no understanding of the equation for the area of the sector.</li> </ul>

## Exemplar Response

Points Awarded	Sample Response
2	<p>The first part of the formula shows the degree measure of the central angle of the sector divided by the degree measure of the entire circle. So, it represents the fraction of the circle that consists of the sector.</p> <p>The second part of the formula shows pi times the radius squared, which is the area of the entire circle. So, the product of these two parts represents the fraction of the area of the circle that is included in the sector.</p>
1	<p>The fraction in the formula shows the degree measure of the central angle of the sector divided by the degree measure of the entire circle. So, it represents the fraction of the circle that consists of the sector.</p>
0	<p><i>Student does not produce a correct response or a correct process.</i></p>

## Item 9

## Scoring Rubric

Points	Description
2	<p>The response achieves the following:</p> <ul style="list-style-type: none"> <li>Student demonstrates complete understanding of the formulas for the volume of pyramids and rectangular prisms. Award 2 points for a student response that contains both of the following elements: <ul style="list-style-type: none"> <li>Explains that the volume of a pyramid is equal to <math>\frac{1}{3}</math> of the area of its base times its height and the volume of a rectangular prism is equal to the area of its base times its height.</li> <li>Explains that the volume of the pyramid in the problem is <math>\frac{1}{3}</math> the volume of the rectangular prism (or the volume of the rectangular prism is triple the volume of the pyramid) because the pyramid and the prism have the same height and bases with the same area.</li> </ul> </li> </ul>
1	<p>The response achieves the following:</p> <ul style="list-style-type: none"> <li>Student shows partial understanding of the formulas for the volume of pyramids and rectangular prisms. Award 1 point for a student response that contains only one of the following elements: <ul style="list-style-type: none"> <li>Explains that the volume of a pyramid is equal to <math>\frac{1}{3}</math> of the area of its base times its height and the volume of a rectangular prism is equal to the area of its base times its height.</li> <li>Explains that the volume of the pyramid in the problem is <math>\frac{1}{3}</math> the volume of the rectangular prism (or the volume of the rectangular prism is triple the volume of the pyramid) because the pyramid and the prism have the same height and bases with the same area.</li> </ul> </li> </ul>
0	<p>The response achieves the following:</p> <ul style="list-style-type: none"> <li>Student demonstrates limited to no understanding of the formulas for the volume of pyramids and rectangular prisms.</li> </ul>

## Exemplar Response

Points Awarded	Sample Response
2	The volume of a rectangular prism is equal to the area of its base times its height, and the volume of a pyramid is equal to one-third of the area of its base times its height. Since the pyramid and the rectangular prism have congruent bases, their bases have the same area. Since the heights are congruent, they also have the same height. So, the volume of the pyramid is one-third of the volume of the rectangular prism.
1	The volume of a rectangular prism is equal to the area of its base times its height, and the volume of a pyramid is equal to one-third times the area of its base times its height.
0	<i>Student does not produce a correct response or a correct process.</i>

## Item 12

## Scoring Rubric

Points	Description
2	<p>The response achieves the following:</p> <ul style="list-style-type: none"> <li>• Student demonstrates complete understanding of adding, subtracting, and multiplying polynomials. Award 2 points for a student response that contains both of the following elements:</li> <li>• Explains how the expression can be simplified by distributing the factor 2 to the expression in parentheses and then combining like terms.</li> <li>• States that the simplified expression will have only one term.</li> </ul>
1	<p>The response achieves the following:</p> <ul style="list-style-type: none"> <li>• Student shows partial understanding of adding, subtracting, and multiplying polynomials. Award 1 point for a student response that contains only one of the following elements:</li> <li>• Explains how the expression can be simplified by distributing the factor 2 to the expression in parentheses and then combining like terms.</li> <li>• States that the simplified expression will have only one term.</li> </ul>
0	<p>The response achieves the following:</p> <ul style="list-style-type: none"> <li>• Student demonstrates limited to no understanding of adding, subtracting, and multiplying polynomials.</li> </ul>

## Exemplar Response

Points Awarded	Sample Response
2	<p>First, distribute the factor 2 to each term of the expression in parentheses. Then, combine the like terms by adding or subtracting their coefficients.</p> <p>The simplified expression will have only one term.</p>
1	<p>First, distribute the factor 2 to each term of the expression in parentheses. Then, combine the like terms by adding or subtracting their coefficients.</p> <p>The simplified expression will have two terms.</p>
0	<p><i>Student does not produce a correct response or a correct process.</i></p>

## Item 13

## Scoring Rubric

Points	Description
2	<p>The response achieves the following:</p> <ul style="list-style-type: none"> <li>A score of 2 indicates complete understanding of how to add, subtract, and multiply polynomials; understand that polynomials form a system analogous to the integers in that they are closed under these operations.</li> <li>The student selects Choice (A), Choice (B), and Choice (D).</li> </ul>
1	<p>The response achieves the following:</p> <ul style="list-style-type: none"> <li>A score of 1 indicates a partial understanding of how to add, subtract, and multiply polynomials; understand that polynomials form a system analogous to the integers in that they are closed under these operations.</li> <li>The student selects Choice (A) and Choice (B), with or without an additional incorrect answer. OR</li> <li>The student selects Choice (A) and Choice (D), with or without an additional incorrect answer. OR</li> <li>The student selects Choice (B) and Choice (D), with or without an additional incorrect answer.</li> </ul>
0	<p>The response achieves the following:</p> <ul style="list-style-type: none"> <li>A score of 0 indicates limited to no understanding of how to add, subtract, and multiply polynomials; understand that polynomials form a system analogous to the integers in that they are closed under these operations.</li> <li>The student selects Choice (A), with or without any additional incorrect answers. OR</li> <li>The student selects Choice (B), with or without any additional incorrect answers. OR</li> <li>The student selects Choice (D), with or without any additional incorrect answers. OR</li> <li>The student does not select any correct answers.</li> </ul>

**Item 15****Scoring Rubric**

Points	Description
2	<p>The response achieves the following:</p> <ul style="list-style-type: none"><li>• A score of 2 indicates complete understanding of how to graph linear and quadratic functions and show intercepts, maxima, and minima.</li><li>• The student determines that the correct answer for Part A is Choice (D). AND</li><li>• The student determines that the correct answer for Part B is Choice (B).</li></ul>
1	<p>The response achieves the following:</p> <ul style="list-style-type: none"><li>• A score of 1 indicates a partial understanding of how to graph linear and quadratic functions and show intercepts, maxima, and minima.</li><li>• The student determines that the correct answer for Part A is Choice (D). OR</li><li>• The student determines that the correct answer for Part B is Choice (B).</li></ul>
0	<p>The response achieves the following:</p> <ul style="list-style-type: none"><li>• A score of 0 indicates limited to no understanding of how to graph linear and quadratic functions and show intercepts, maxima, and minima.</li></ul>

## Item 16

## Scoring Rubric

Points	Description
2	<p>The response achieves the following:</p> <ul style="list-style-type: none"> <li>A score of 2 indicates complete understanding of how to relate the domain of a function to its graph and, where applicable, to the quantitative relationship it describes.</li> <li>The student determines that the correct answer for Part A is Choice (B). AND</li> <li>The student determines that the correct answers for Part B are Choice (C) and Choice (E).</li> </ul>
1	<p>The response achieves the following:</p> <ul style="list-style-type: none"> <li>A score of 1 indicates a partial understanding of how to relate the domain of a function to its graph and, where applicable, to the quantitative relationship it describes.</li> <li>The student determines that the correct answer for Part A is Choice (B). OR</li> <li>The student determines that the correct answers for Part B are Choice (C) and Choice (E).</li> </ul>
0	<p>The response achieves the following:</p> <ul style="list-style-type: none"> <li>A score of 0 indicates limited to no understanding of how to relate the domain of a function to its graph and, where applicable, to the quantitative relationship it describes.</li> </ul>

## Item 18

## Scoring Rubric

Points	Description
4	<p>The response achieves the following:</p> <ul style="list-style-type: none"> <li>• Response demonstrates a complete understanding of rewriting a quadratic function to find different properties. Award 4 points for a student response that contains all four of the following elements: <ul style="list-style-type: none"> <li>• States that the zeros of the function in Part A are 2 and 4.</li> <li>• Explains how the zeros were determined.</li> <li>• Identifies that the error in Part B involves the wrong values being used to complete the square and to keep the equation balanced.</li> <li>• States that the minimum of the function in Part B is 1.</li> </ul> </li> </ul> <p><b>Scoring Note:</b> There are other valid ways of finding the zeros of the function in Part A. Accept any valid method.</p>
3	<p>The response achieves the following:</p> <ul style="list-style-type: none"> <li>• Response demonstrates a nearly complete understanding of rewriting a quadratic function to find different properties. Award 3 points for a student response that contains three of the following elements: <ul style="list-style-type: none"> <li>• States that the zeros of the function in Part A are 2 and 4.</li> <li>• Explains how the zeros were determined.</li> <li>• Identifies that the error in Part B involves the wrong values being used to complete the square and to keep the equation balanced.</li> <li>• States that the minimum of the function in Part B is 1.</li> </ul> </li> </ul> <p><b>Scoring Note:</b> There are other valid ways of finding the zeros of the function in Part A. Accept any valid method.</p>
2	<p>The response achieves the following:</p> <ul style="list-style-type: none"> <li>• Response demonstrates a partial understanding of rewriting a quadratic function to find different properties. Award 2 points for a student response that contains two of the following elements: <ul style="list-style-type: none"> <li>• States that the zeros of the function in Part A are 2 and 4.</li> <li>• Explains how the zeros were determined.</li> <li>• Identifies that the error in Part B involves the wrong values being used to complete the square and to keep the equation balanced.</li> <li>• States that the minimum of the function in Part B is 1.</li> </ul> </li> </ul> <p><b>Scoring Note:</b> There are other valid ways of finding the zeros of the function in Part A. Accept any valid method.</p>



Points	Description
1	<p>The response achieves the following:</p> <ul style="list-style-type: none"><li>• Response demonstrates a minimal understanding of rewriting a quadratic function to find different properties. Award 1 point for a student response that contains only one of the following elements:</li><li>• States that the zeros of the function in Part A are 2 and 4.</li><li>• Explains how the zeros were determined.</li><li>• Identifies that the error in Part B involves the wrong values being used to complete the square and to keep the equation balanced.</li><li>• States that the minimum of the function in Part B is 1.</li></ul> <p><b>Scoring Note:</b> There are other valid ways of finding the zeros of the function in Part A. Accept any valid method.</p>
0	<p>The response achieves the following:</p> <ul style="list-style-type: none"><li>• Response demonstrates limited to no understanding of rewriting a quadratic function to find different properties.</li></ul>

## Item 18

## Exemplar Response

Points Awarded	Sample Response
4	<p>Part A: The zeros are 2 and 4.</p> <p>To find the zeros, I set the value of the function equal to 0. Then I factored the quadratic expression on the right side of the equation. Next, I used the Zero Product Property to set each factor equal to 0. Then I solved each of the resulting equations for <math>x</math>. These values of <math>x</math> are the zeros of the function.</p> <p>Part B: To complete the square, Arturo should have added 9 inside the parentheses instead of subtracting 9. And to keep the equation balanced, he should have subtracted 9 outside the parentheses instead of adding 9.</p> <p>The correct minimum value of the function is 1.</p>
3	<p>Part A: The zeros are 2 and 4.</p> <p>To find the zeros, I set the value of the function equal to 0. Then I factored the quadratic expression on the right side of the equation. Next, I used the Zero Product Property to set each factor equal to 0. Then I solved each of the resulting equations for <math>x</math>. These values of <math>x</math> are the zeros of the function.</p> <p>Part B: The correct minimum value of the function is 1.</p>
2	<p>Part A: The zeros are 2 and 4.</p> <p>Part B: The correct minimum value of the function is 1.</p>
1	<p>Part A: The zeros are 2 and 4.</p> <p>Part B: The correct minimum value of the function is 3.</p>
0	<i>Student does not produce a correct response or a correct process.</i>

## Item 21

## Scoring Rubric

Points	Description
2	<p>The response achieves the following:</p> <ul style="list-style-type: none"> <li>• Student demonstrates complete understanding of finding the zeros of a quadratic function. Award 2 points for a student response that contains both of the following elements: <ul style="list-style-type: none"> <li>• States that the function has 2 zeros.</li> <li>• Provides a valid explanation of how the zeros were determined.</li> </ul> </li> </ul>
1	<p>The response achieves the following:</p> <ul style="list-style-type: none"> <li>• Student shows partial understanding of finding the zeros of a quadratic function. Award 1 point for a student response that contains only one of the following elements: <ul style="list-style-type: none"> <li>• States that the function has 2 zeros.</li> <li>• Provides a valid explanation of how the zeros were determined.</li> </ul> </li> </ul>
0	<p>The response achieves the following:</p> <ul style="list-style-type: none"> <li>• Student demonstrates limited to no understanding of solving system of equations.</li> </ul>

## Exemplar Response

Points Awarded	Sample Response
2	There are two zeros for the function. The zeros of the function is when the function equals zero. I set the expression equal to zero and factored the expression. Then I set each factor equal to zero and solved for $x$ .
1	There are two zeros for the function.
0	<i>Student does not produce a correct response or a correct process.</i>

## Item 22

## Scoring Rubric

Points	Description
2	The response achieves the following: <ul style="list-style-type: none"><li>• Student demonstrates complete understanding of independent events. Award 2 points for a student response that contains both of the following elements:<ul style="list-style-type: none"><li>• Explains that the probability of picking an ace on the first draw affects the probability of picking a 7 on the second draw.</li><li>• Explains that without replacement, the sample space changes.</li></ul></li></ul>
1	The response achieves the following: <ul style="list-style-type: none"><li>• Student shows partial understanding of independent events. Award 1 point for a student response that contains only one of the following elements:<ul style="list-style-type: none"><li>• Explains that the probability of picking an ace on the first draw affects the probability of picking a 7 on the second draw.</li><li>• Explains that without replacement, the sample space changes.</li></ul></li></ul>
0	The response achieves the following: <ul style="list-style-type: none"><li>• Student demonstrates limited to no understanding of independent events.</li></ul>

## Exemplar Response

Points Awarded	Sample Response
2	When the first card is drawn from the deck, there are 52 cards to choose from. Because the first card is not replaced, there are only 51 cards to choose from when the second card is drawn. So, the result of picking an ace on the first draw affects the sample space and, therefore, the probability of picking a 7 on the second draw. So, the events are not independent.
1	The probability of choosing a card and not replacing it affects the probability of the second card drawn.
0	<i>Student does not produce a correct response or a correct process.</i>

END OF ANALYTIC GEOMETRY  
*EOC STUDY/RESOURCE GUIDE  
FOR STUDENTS AND PARENTS*

Study/Resource  
Guide for Students  
and Parents  
Analytic Geometry  
End-of-Course

