

### Survey Response Counts

#### Section: Purpose and Direction

Question / Institution			Strongly Agree	Agree	Neutral	Disagree	Strongly Disagree	Not Applicable	Total
			%	%	%	%	%	%	%
1. Our school's purpose statement is clearly focused on student success.	Treutlen Middle/High School	Average Score	20.18%	53.51%	15.79%	7.02%	3.51%	0%	100%
		3.8	20.18%	53.51%	15.79%	7.02%	3.51%	0%	100%
	Total		20.18%	53.51%	15.79%	7.02%	3.51%	0%	100%
2. Our school's purpose statement is formally reviewed and revised with involvement from parents.	Treutlen Middle/High School	Average Score	9.73%	36.28%	32.74%	17.7%	2.65%	0.88%	100%
		3.3	9.73%	36.28%	32.74%	17.7%	2.65%	0.88%	100%
	Total		9.73%	36.28%	32.74%	17.7%	2.65%	0.88%	100%
3. Our school has established goals and a plan for improving student learning.	Treutlen Middle/High School	Average Score	14.91%	45.61%	28.07%	8.77%	1.75%	0.88%	100%
		3.61	14.91%	45.61%	28.07%	8.77%	1.75%	0.88%	100%
	Total		14.91%	45.61%	28.07%	8.77%	1.75%	0.88%	100%
Total			14.96%	45.16%	25.51%	11.14%	2.64%	0.59%	100%

#### Section: Governance and Leadership

Question / Institution			Strongly Agree	Agree	Neutral	Disagree	Strongly Disagree	Total
			%	%	%	%	%	%
4. Our school's governing body operates responsibly and functions effectively.	Treutlen Middle/High School	Average Score	13.39%	42.86%	29.46%	11.61%	2.68%	100%
		3.53	13.39%	42.86%	29.46%	11.61%	2.68%	100%
	Total		13.39%	42.86%	29.46%	11.61%	2.68%	100%
5. Our school's governing body does not interfere with the operation or leadership of our school.	Treutlen Middle/High School	Average Score	9.17%	31.19%	38.53%	18.35%	2.75%	100%
		3.26	9.17%	31.19%	38.53%	18.35%	2.75%	100%
	Total		9.17%	31.19%	38.53%	18.35%	2.75%	100%

Question / Institution			Strongly Agree	Agree	Neutral	Disagree	Strongly Disagree	Total
			%	%	%	%	%	%
6. Our school has high expectations for students in all classes.	Treutlen Middle/High School	Average Score	17.12%	42.34%	22.52%	12.61%	5.41%	100%
		3.53	17.12%	42.34%	22.52%	12.61%	5.41%	100%
	Total			17.12%	42.34%	22.52%	12.61%	5.41%
7. Our school shares responsibility for student learning with its stakeholders.	Treutlen Middle/High School	Average Score	15.09%	42.45%	26.42%	12.26%	3.77%	100%
		3.53	15.09%	42.45%	26.42%	12.26%	3.77%	100%
	Total			15.09%	42.45%	26.42%	12.26%	3.77%
8. Our school communicates effectively about the school's goals and activities.	Treutlen Middle/High School	Average Score	11.71%	39.64%	27.03%	15.32%	6.31%	100%
		3.35	11.71%	39.64%	27.03%	15.32%	6.31%	100%
	Total			11.71%	39.64%	27.03%	15.32%	6.31%
9. Our school provides opportunities for stakeholders to be involved in the school.	Treutlen Middle/High School	Average Score	10.28%	37.38%	32.71%	14.95%	4.67%	100%
		3.34	10.28%	37.38%	32.71%	14.95%	4.67%	100%
	Total			10.28%	37.38%	32.71%	14.95%	4.67%
Total			12.8%	39.33%	29.42%	14.18%	4.27%	100%

Section: Teaching and Assessing for Learning

Question / Institution			Strongly Agree	Agree	Neutral	Disagree	Strongly Disagree	Not Applicable	Total
			%	%	%	%	%	%	%
10. All of my child's teachers provide an equitable curriculum that meets his/her learning needs.	Treutlen Middle/High School	Average Score	16.07%	45.54%	22.32%	9.82%	6.25%	0%	100%
		3.55	16.07%	45.54%	22.32%	9.82%	6.25%	0%	100%
	Total			16.07%	45.54%	22.32%	9.82%	6.25%	0%
11. All of my child's teachers give work that challenges my child.	Treutlen Middle/High School	Average Score	16.96%	45.54%	19.64%	14.29%	3.57%	0%	100%
		3.58	16.96%	45.54%	19.64%	14.29%	3.57%	0%	100%
	Total			16.96%	45.54%	19.64%	14.29%	3.57%	0%
12. All of my child's teachers use a variety of teaching strategies and learning activities.	Treutlen Middle/High School	Average Score	12.84%	49.54%	21.1%	11.93%	4.59%	0%	100%
		3.54	12.84%	49.54%	21.1%	11.93%	4.59%	0%	100%
	Total			12.84%	49.54%	21.1%	11.93%	4.59%	0%

Question / Institution			Strongly Agree	Agree	Neutral	Disagree	Strongly Disagree	Not Applicable	Total
			%	%	%	%	%	%	%
13. All of my child's teachers meet his/her learning needs by individualizing instruction.	Treutlen Middle/High School	Average Score	11.82%	44.55%	21.82%	14.55%	7.27%	0%	100%
		3.39	11.82%	44.55%	21.82%	14.55%	7.27%	0%	100%
	Total	11.82%	44.55%	21.82%	14.55%	7.27%	0%	100%	
14. All of my child's teachers work as a team to help my child learn.	Treutlen Middle/High School	Average Score	11.71%	48.65%	18.02%	18.02%	3.6%	0%	100%
		3.47	11.71%	48.65%	18.02%	18.02%	3.6%	0%	100%
	Total	11.71%	48.65%	18.02%	18.02%	3.6%	0%	100%	
15. All of my child's teachers help me to understand my child's progress.	Treutlen Middle/High School	Average Score	10.81%	43.24%	23.42%	13.51%	9.01%	0%	100%
		3.33	10.81%	43.24%	23.42%	13.51%	9.01%	0%	100%
	Total	10.81%	43.24%	23.42%	13.51%	9.01%	0%	100%	
16. All of my child's teachers keep me informed regularly of how my child is being graded.	Treutlen Middle/High School	Average Score	15.32%	37.84%	20.72%	17.12%	9.01%	0%	100%
		3.33	15.32%	37.84%	20.72%	17.12%	9.01%	0%	100%
	Total	15.32%	37.84%	20.72%	17.12%	9.01%	0%	100%	
17. All of my child's teachers report on my child's progress in easy to understand language.	Treutlen Middle/High School	Average Score	14.41%	42.34%	27.93%	11.71%	3.6%	0%	100%
		3.52	14.41%	42.34%	27.93%	11.71%	3.6%	0%	100%
	Total	14.41%	42.34%	27.93%	11.71%	3.6%	0%	100%	
18. My child sees a relationship between what is being taught and his/her everyday life.	Treutlen Middle/High School	Average Score	11.82%	50.91%	28.18%	8.18%	0.91%	0%	100%
		3.65	11.82%	50.91%	28.18%	8.18%	0.91%	0%	100%
	Total	11.82%	50.91%	28.18%	8.18%	0.91%	0%	100%	
19. My child knows the expectations for learning in all classes.	Treutlen Middle/High School	Average Score	27.68%	47.32%	14.29%	10.71%	0%	0%	100%
		3.92	27.68%	47.32%	14.29%	10.71%	0%	0%	100%
	Total	27.68%	47.32%	14.29%	10.71%	0%	0%	100%	
20. My child has at least one adult advocate in the school.	Treutlen Middle/High School	Average Score	16.04%	49.06%	23.58%	7.55%	2.83%	0.94%	100%
		3.65	16.04%	49.06%	23.58%	7.55%	2.83%	0.94%	100%
	Total	16.04%	49.06%	23.58%	7.55%	2.83%	0.94%	100%	
21. My child is given multiple assessments to measure his/her understanding of what was taught.	Treutlen Middle/High School	Average Score	18.18%	48.18%	22.73%	9.09%	1.82%	0%	100%
		3.72	18.18%	48.18%	22.73%	9.09%	1.82%	0%	100%
	Total	18.18%	48.18%	22.73%	9.09%	1.82%	0%	100%	

Question / Institution			Strongly Agree	Agree	Neutral	Disagree	Strongly Disagree	Not Applicable	Total
			%	%	%	%	%	%	%
22. My child has up-to-date computers and other technology to learn.	Treutlen Middle/High School	Average Score	20.37%	47.22%	20.37%	8.33%	3.7%	0%	100%
		3.72	20.37%	47.22%	20.37%	8.33%	3.7%	0%	100%
	Total			20.37%	47.22%	20.37%	8.33%	3.7%	0%
23. My child has access to support services based on his/her identified needs.	Treutlen Middle/High School	Average Score	15.45%	42.73%	28.18%	12.73%	0.91%	0%	100%
		3.59	15.45%	42.73%	28.18%	12.73%	0.91%	0%	100%
	Total			15.45%	42.73%	28.18%	12.73%	0.91%	0%
Total			15.68%	45.88%	22.29%	11.99%	4.08%	0.06%	100%

Section: Resources and Support Systems

Question / Institution			Strongly Agree	Agree	Neutral	Disagree	Strongly Disagree	Not Applicable	Total
			%	%	%	%	%	%	%
24. Our school provides qualified staff members to support student learning.	Treutlen Middle/High School	Average Score	15.89%	48.6%	19.63%	10.28%	5.61%	0%	100%
		3.59	15.89%	48.6%	19.63%	10.28%	5.61%	0%	100%
	Total			15.89%	48.6%	19.63%	10.28%	5.61%	0%
25. Our school provides an adequate supply of learning resources that are current and in good condition.	Treutlen Middle/High School	Average Score	14.95%	42.99%	25.23%	13.08%	3.74%	0%	100%
		3.52	14.95%	42.99%	25.23%	13.08%	3.74%	0%	100%
	Total			14.95%	42.99%	25.23%	13.08%	3.74%	0%
26. Our school provides a safe learning environment.	Treutlen Middle/High School	Average Score	20.56%	56.07%	14.95%	6.54%	1.87%	0%	100%
		3.87	20.56%	56.07%	14.95%	6.54%	1.87%	0%	100%
	Total			20.56%	56.07%	14.95%	6.54%	1.87%	0%
27. Our school provides students with access to a variety of information resources to support their learning.	Treutlen Middle/High School	Average Score	14.15%	50%	24.53%	9.43%	1.89%	0%	100%
		3.65	14.15%	50%	24.53%	9.43%	1.89%	0%	100%
	Total			14.15%	50%	24.53%	9.43%	1.89%	0%

Question / Institution			Strongly Agree	Agree	Neutral	Disagree	Strongly Disagree	Not Applicable	Total
			%	%	%	%	%	%	%
28. Our school provides excellent support services (e.g., counseling, and/or career planning).	Treutlen Middle/High School	Average Score	15.89%	45.79%	23.36%	12.15%	2.8%	0%	100%
		3.6	15.89%	45.79%	23.36%	12.15%	2.8%	0%	100%
	Total			15.89%	45.79%	23.36%	12.15%	2.8%	0%
29. Our school provides opportunities for students to participate in activities that interest them.	Treutlen Middle/High School	Average Score	20.56%	47.66%	13.08%	14.02%	4.67%	0%	100%
		3.65	20.56%	47.66%	13.08%	14.02%	4.67%	0%	100%
	Total			20.56%	47.66%	13.08%	14.02%	4.67%	0%
30. Our school ensures that the facilities support student learning.	Treutlen Middle/High School	Average Score	13.21%	49.06%	26.42%	9.43%	1.89%	0%	100%
		3.62	13.21%	49.06%	26.42%	9.43%	1.89%	0%	100%
	Total			13.21%	49.06%	26.42%	9.43%	1.89%	0%
31. Our school ensures the effective use of financial resources.	Treutlen Middle/High School	Average Score	14.29%	36.19%	28.57%	16.19%	3.81%	0.95%	100%
		3.38	14.29%	36.19%	28.57%	16.19%	3.81%	0.95%	100%
	Total			14.29%	36.19%	28.57%	16.19%	3.81%	0.95%
32. Our school ensures that instructional time is protected and interruptions are minimized.	Treutlen Middle/High School	Average Score	18.1%	44.76%	23.81%	11.43%	1.9%	0%	100%
		3.66	18.1%	44.76%	23.81%	11.43%	1.9%	0%	100%
	Total			18.1%	44.76%	23.81%	11.43%	1.9%	0%
Total			16.41%	46.81%	22.15%	11.39%	3.13%	0.1%	100%

Section: Using Results for Continuous Improvement

Question / Institution			Strongly Agree	Agree	Neutral	Disagree	Strongly Disagree	Total
			%	%	%	%	%	%
33. Our school ensures that all staff members monitor and report the achievement of school goals.	Treutlen Middle/High School	Average Score	9.52%	52.38%	22.86%	8.57%	6.67%	100%
		3.5	9.52%	52.38%	22.86%	8.57%	6.67%	100%
	Total			9.52%	52.38%	22.86%	8.57%	6.67%

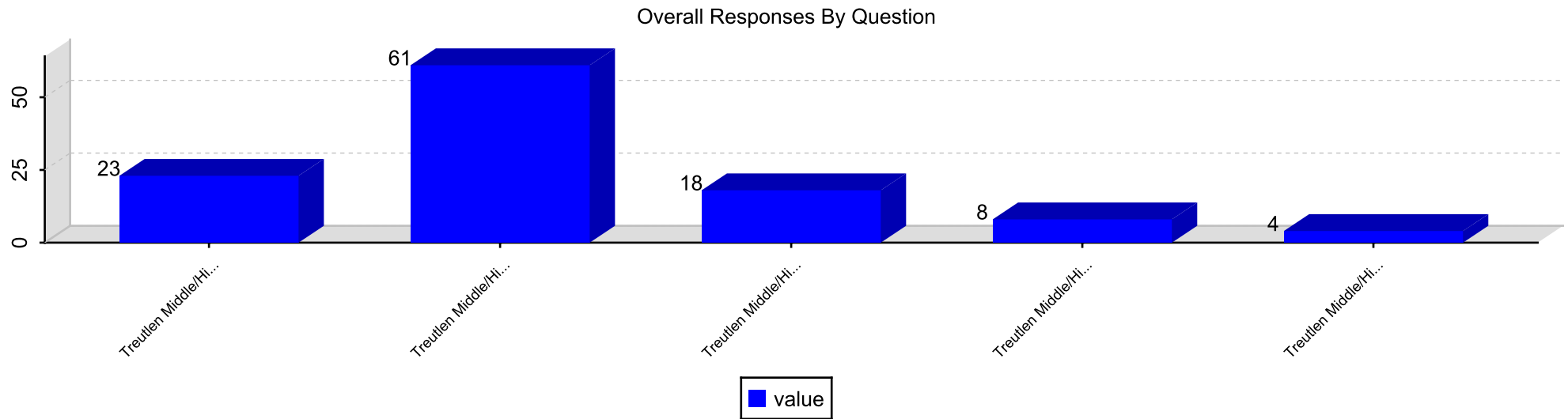
Question / Institution			Strongly Agree	Agree	Neutral	Disagree	Strongly Disagree	Total
			%	%	%	%	%	%
34. My child is prepared for success in the next school year.	Treutlen Middle/High School	Average Score	15.89%	49.53%	23.36%	9.35%	1.87%	100%
		3.68	15.89%	49.53%	23.36%	9.35%	1.87%	100%
	Total			15.89%	49.53%	23.36%	9.35%	1.87%
35. My child has administrators and teachers that monitor and inform me of his/her learning progress.	Treutlen Middle/High School	Average Score	15.74%	38.89%	25%	18.52%	1.85%	100%
		3.48	15.74%	38.89%	25%	18.52%	1.85%	100%
	Total			15.74%	38.89%	25%	18.52%	1.85%
Total			13.75%	46.88%	23.75%	12.19%	3.44%	100%

**Responses By Section and Question**

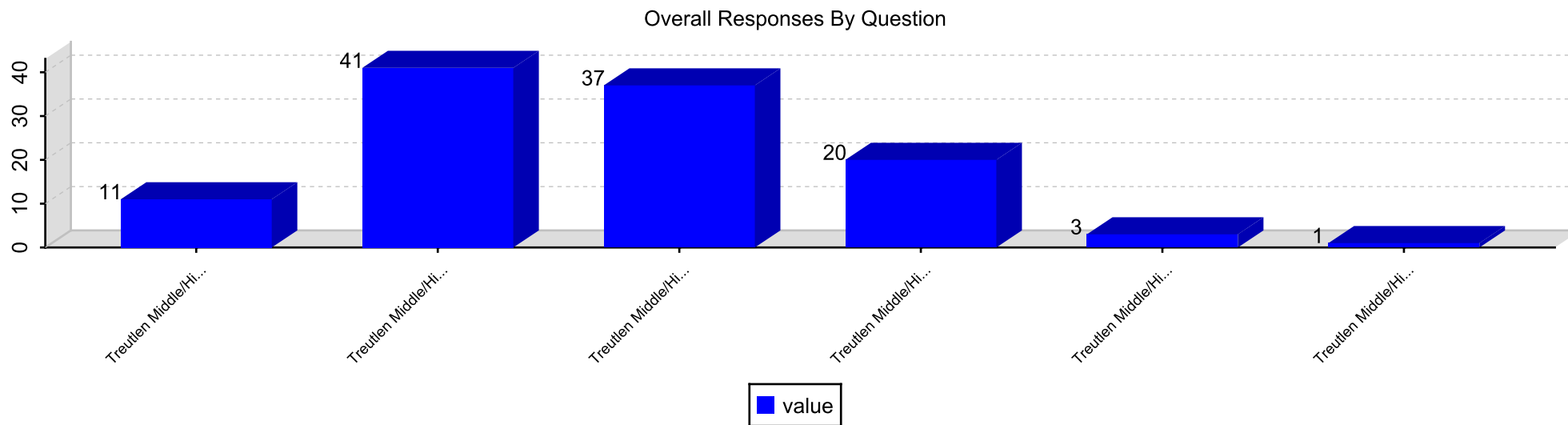
Section: Purpose and Direction

**Responses By Question**

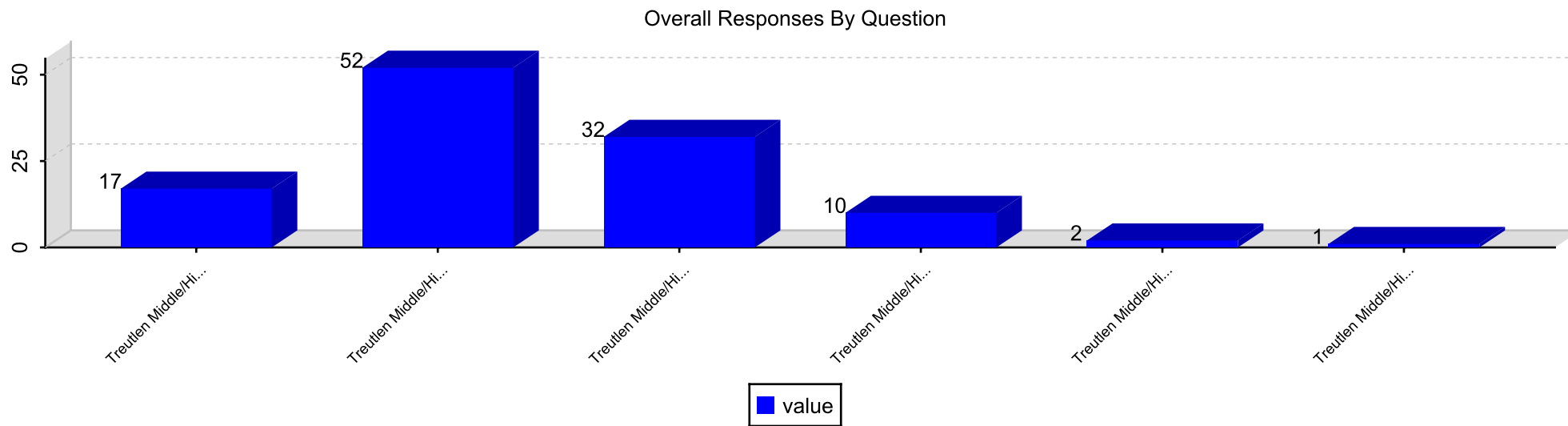
Question 1. Our school's purpose statement is clearly focused on student success.



Question 2. Our school's purpose statement is formally reviewed and revised with involvement from parents.



Question 3. Our school has established goals and a plan for improving student learning.

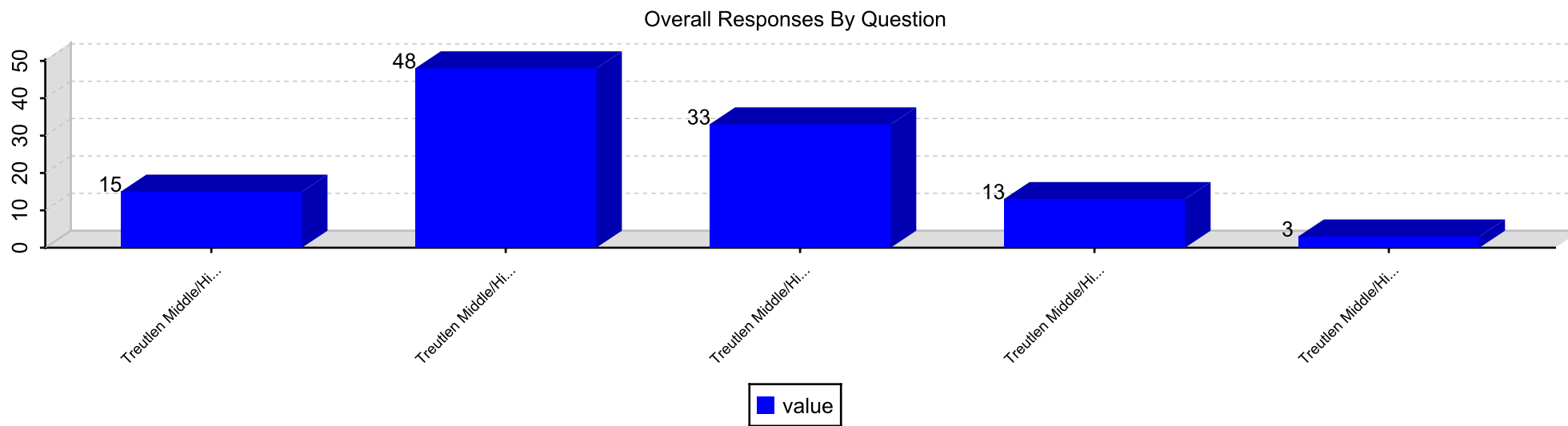




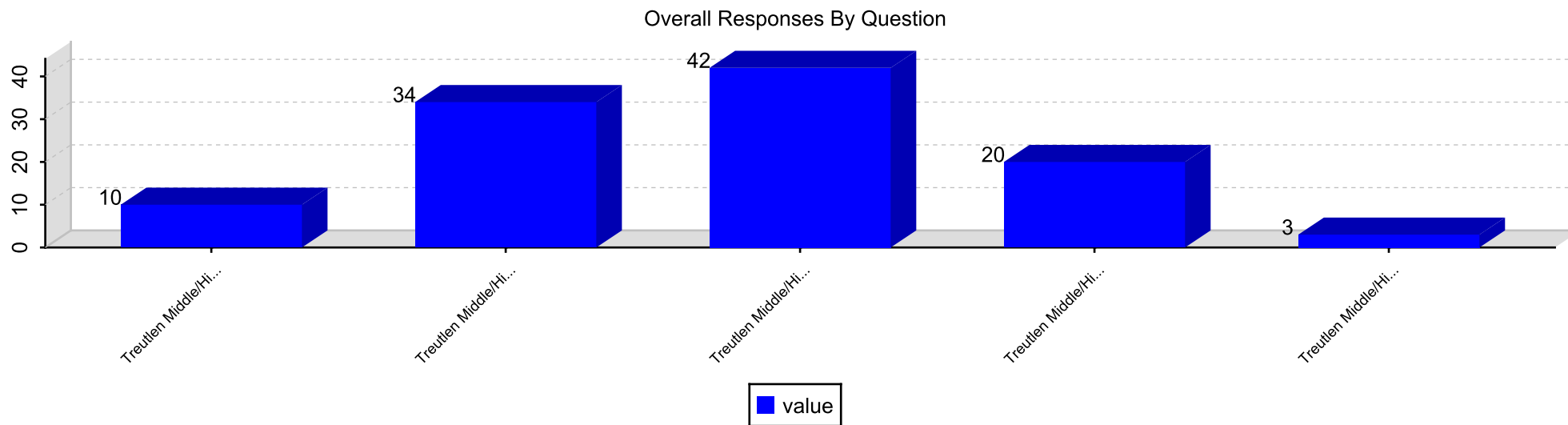
Section: Governance and Leadership

Responses By Question

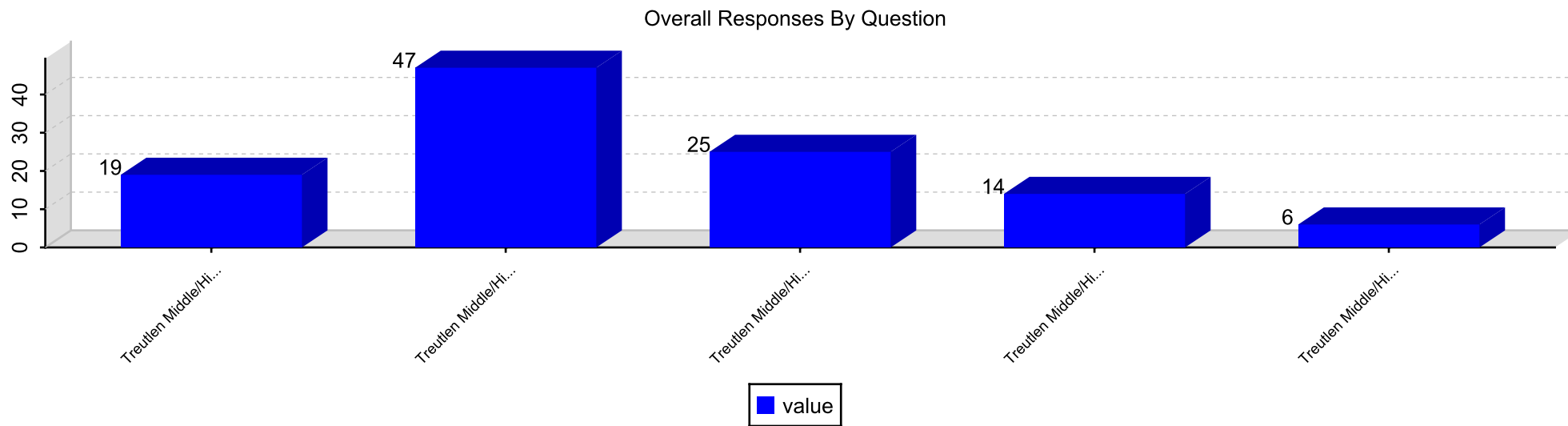
Question 4. Our school's governing body operates responsibly and functions effectively.



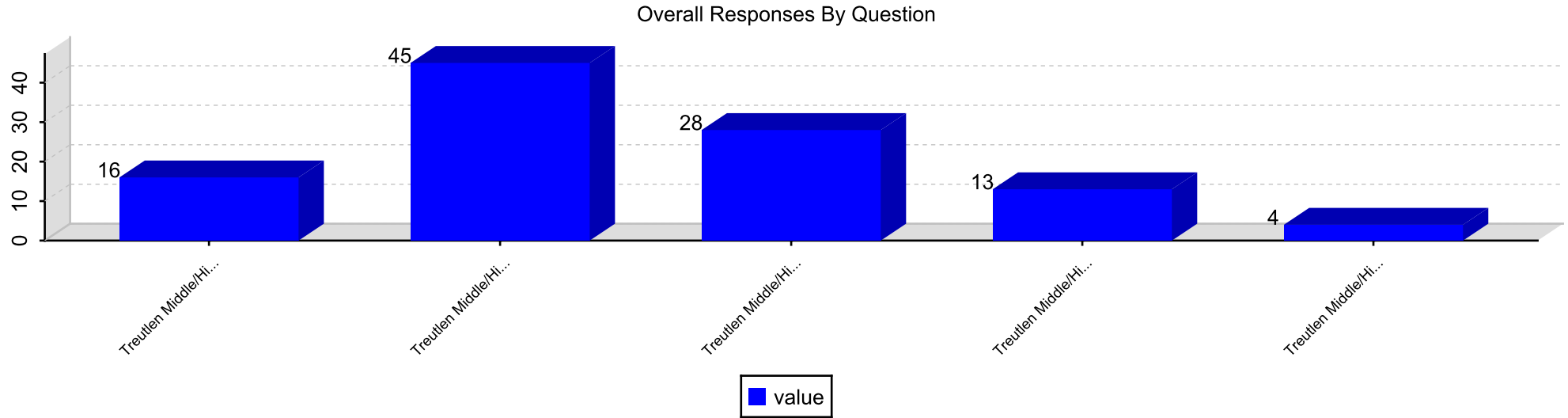
Question 5. Our school's governing body does not interfere with the operation or leadership of our school.



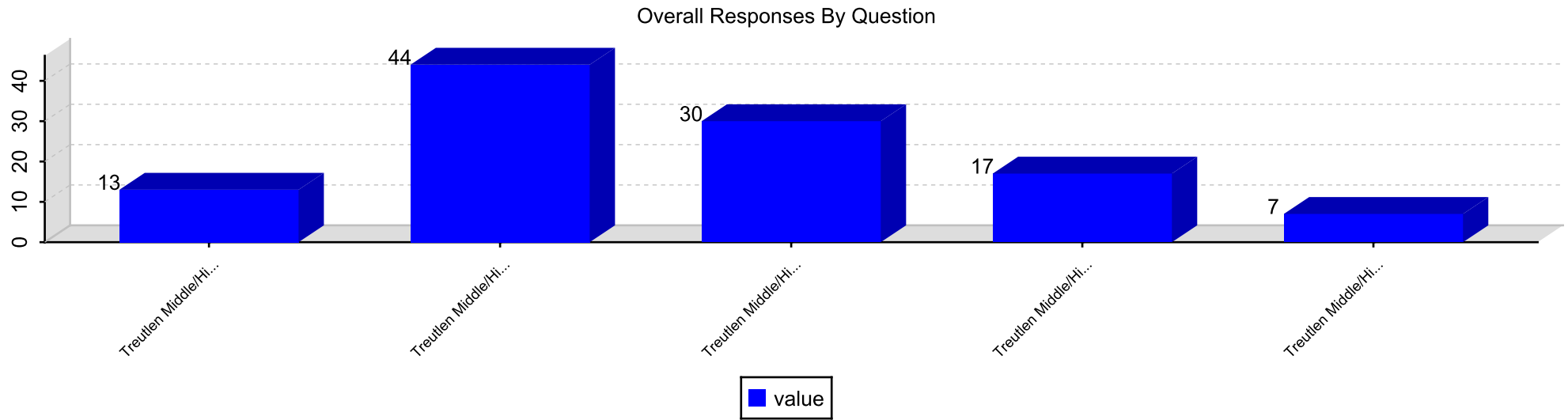
Question 6. Our school has high expectations for students in all classes.



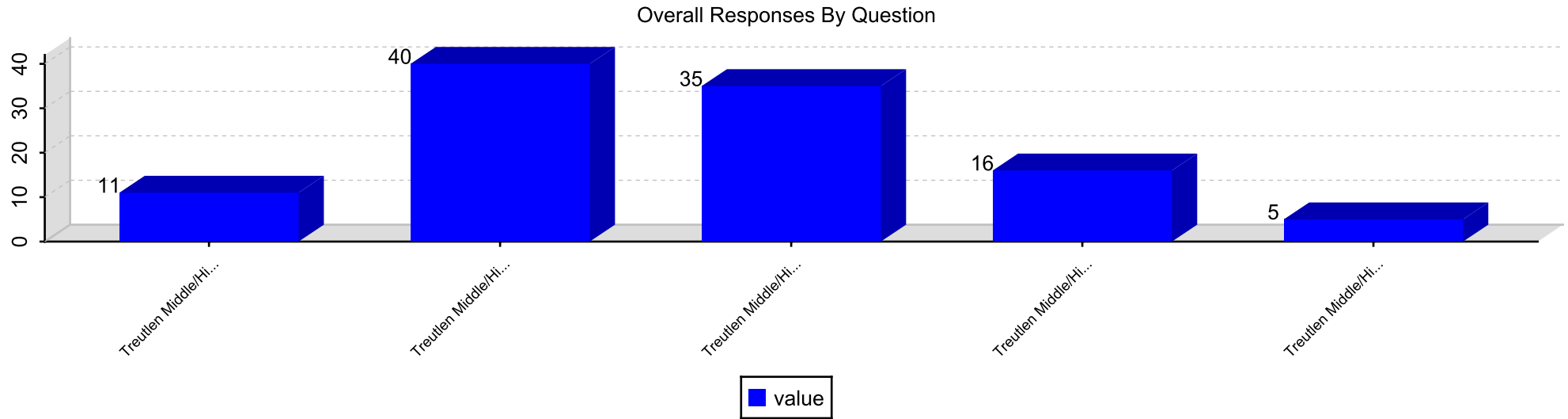
Question 7. Our school shares responsibility for student learning with its stakeholders.



Question 8. Our school communicates effectively about the school's goals and activities.



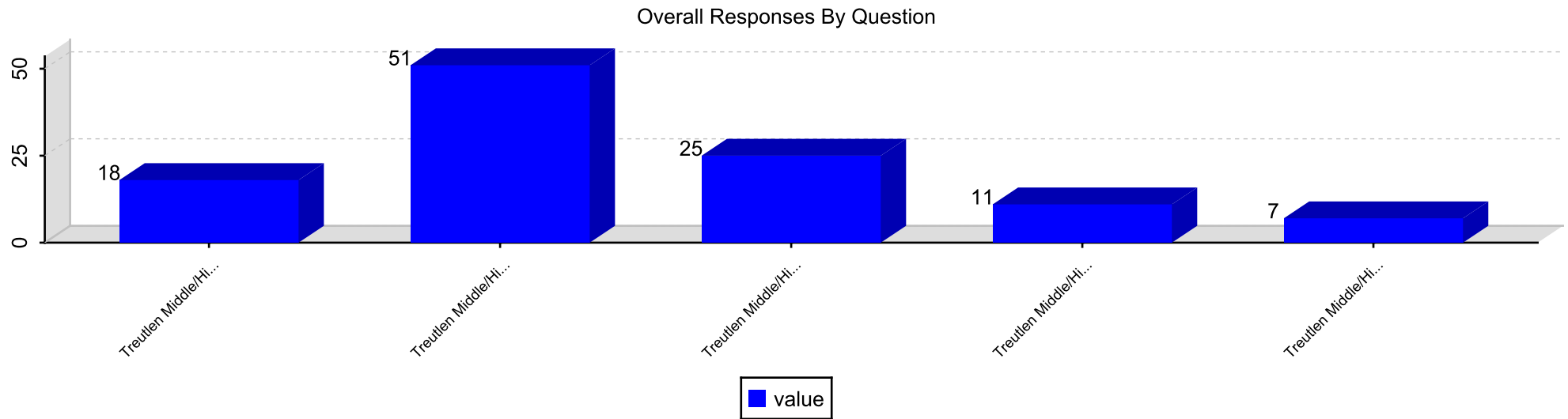
Question 9. Our school provides opportunities for stakeholders to be involved in the school.



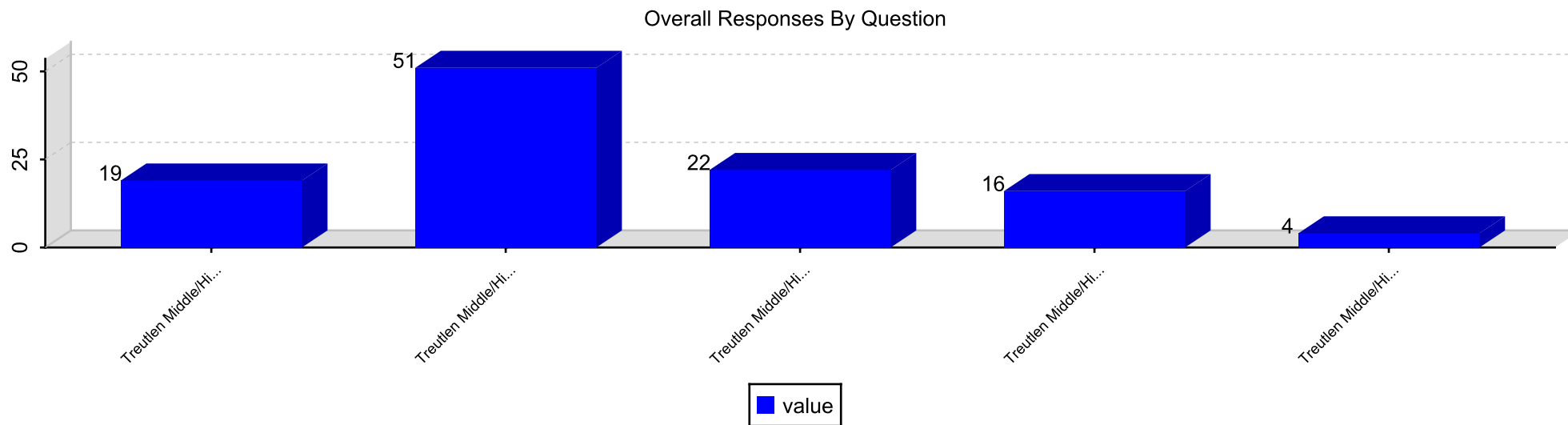
Section: Teaching and Assessing for Learning

Responses By Question

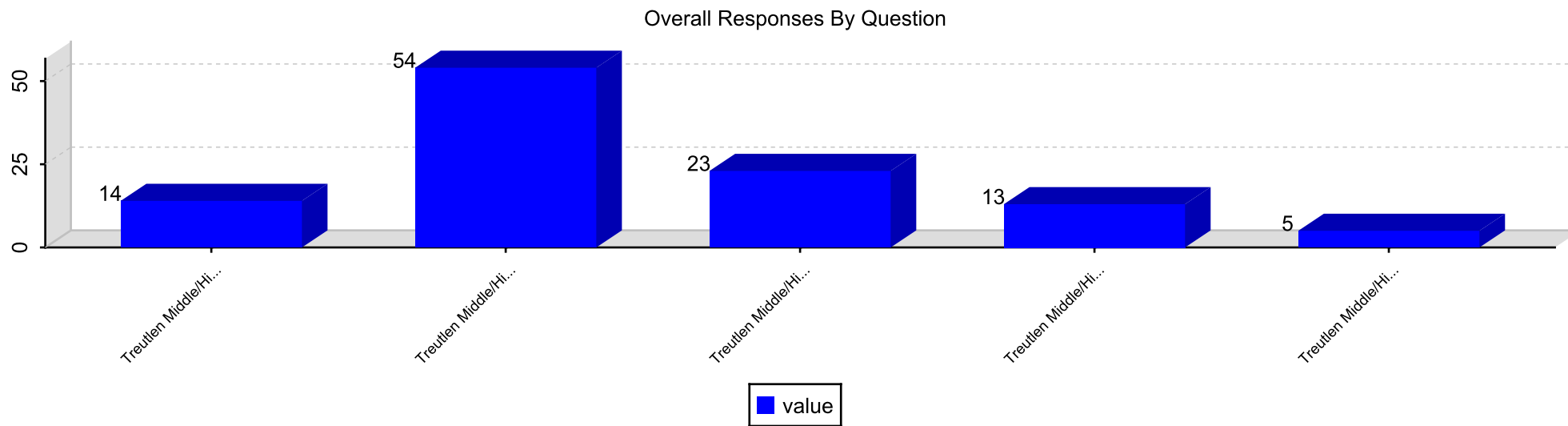
Question 10. All of my child's teachers provide an equitable curriculum that meets his/her learning needs.



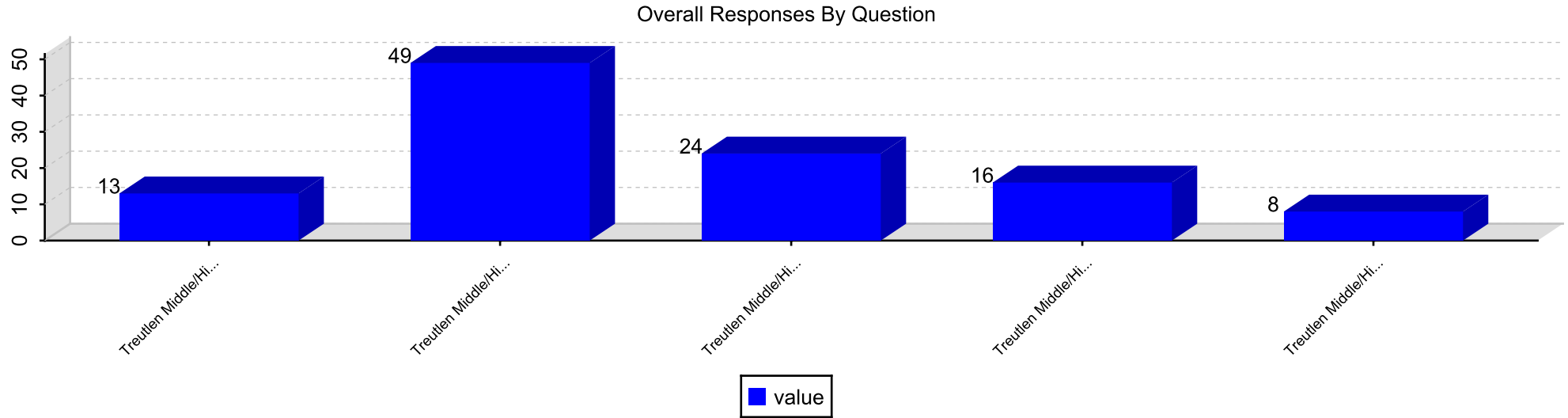
Question 11. All of my child's teachers give work that challenges my child.



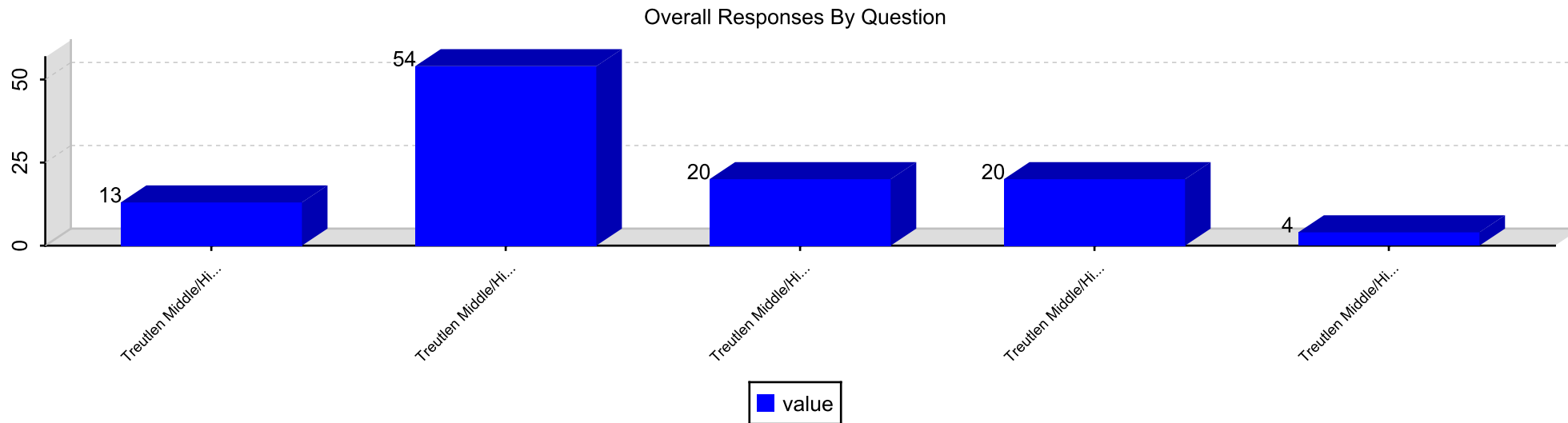
Question 12. All of my child's teachers use a variety of teaching strategies and learning activities.



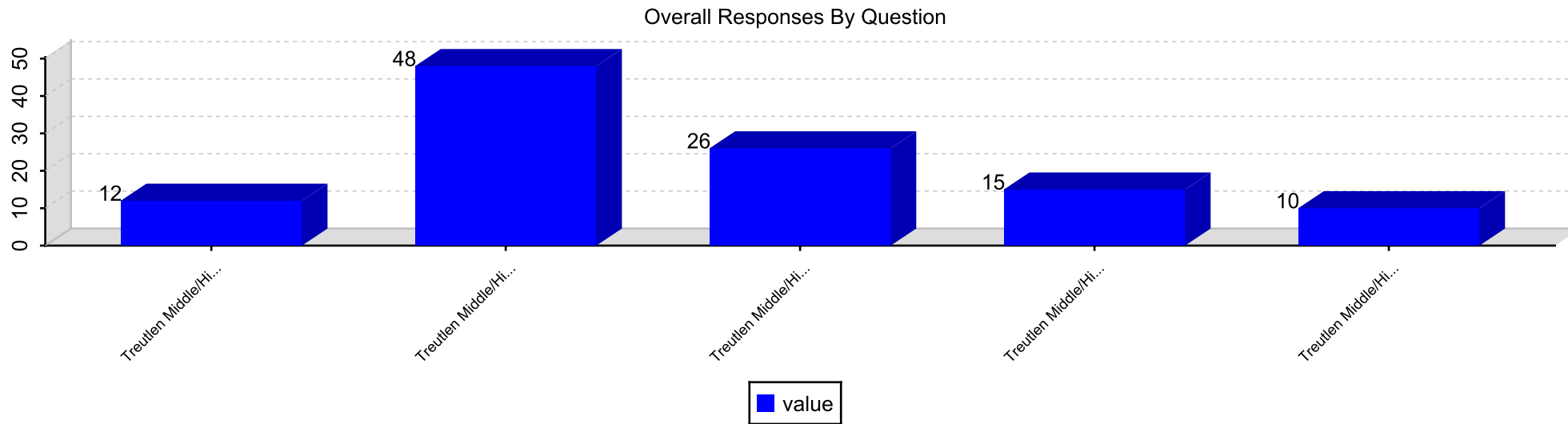
Question 13. All of my child's teachers meet his/her learning needs by individualizing instruction.



Question 14. All of my child's teachers work as a team to help my child learn.

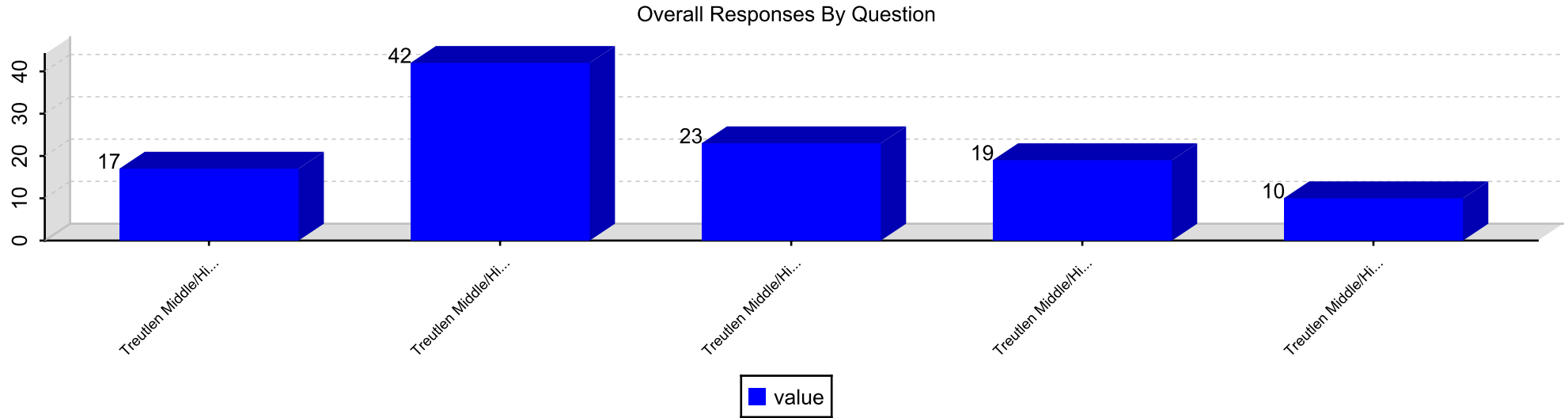


Question 15. All of my child's teachers help me to understand my child's progress.

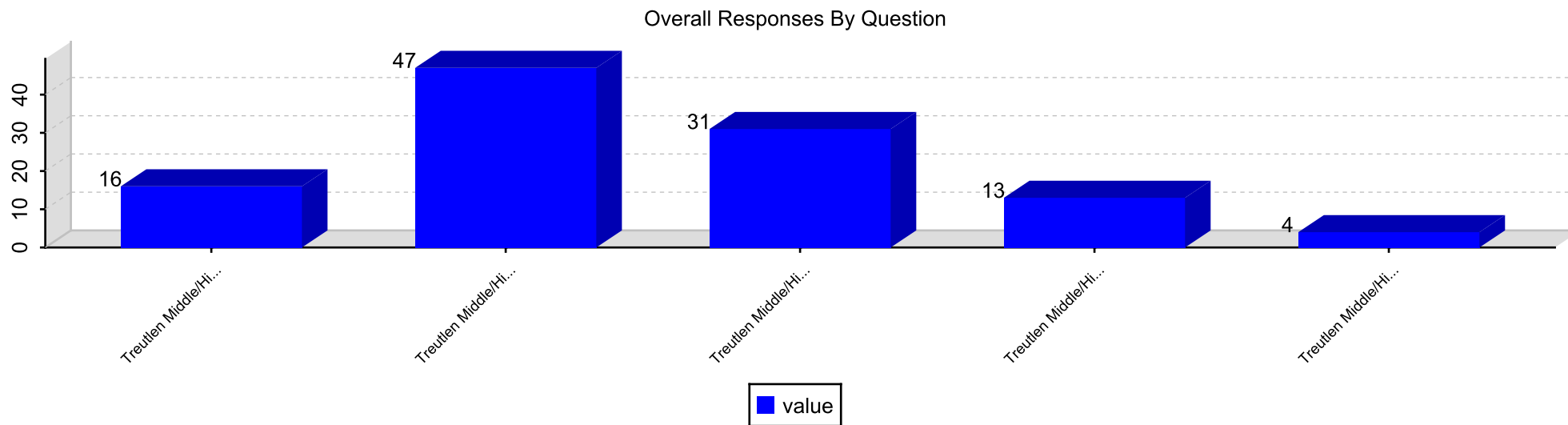




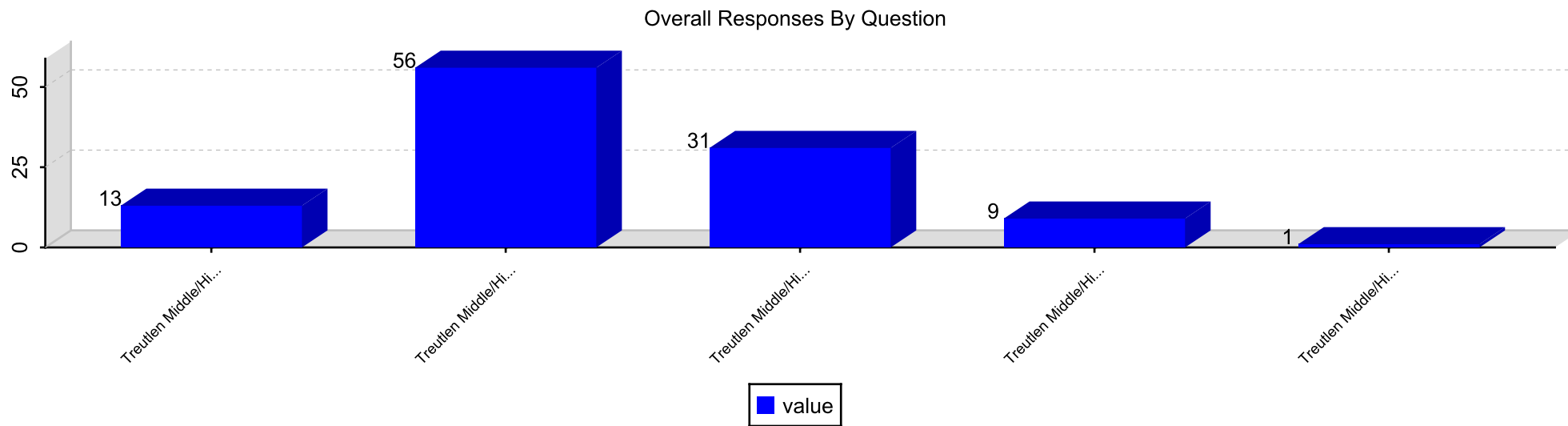
Question 16. All of my child's teachers keep me informed regularly of how my child is being graded.



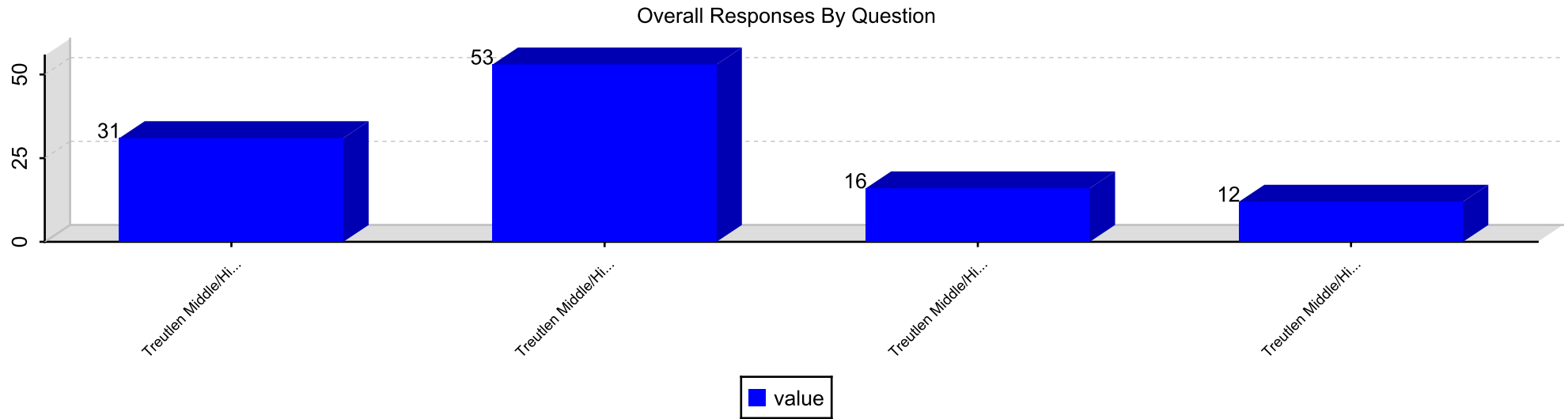
Question 17. All of my child's teachers report on my child's progress in easy to understand language.



Question 18. My child sees a relationship between what is being taught and his/her everyday life.

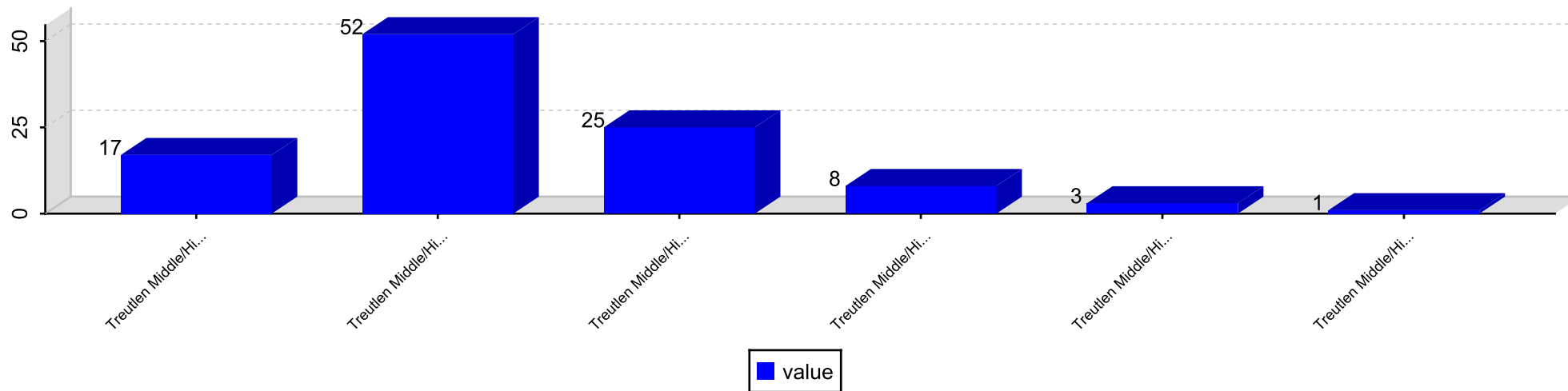


Question 19. My child knows the expectations for learning in all classes.



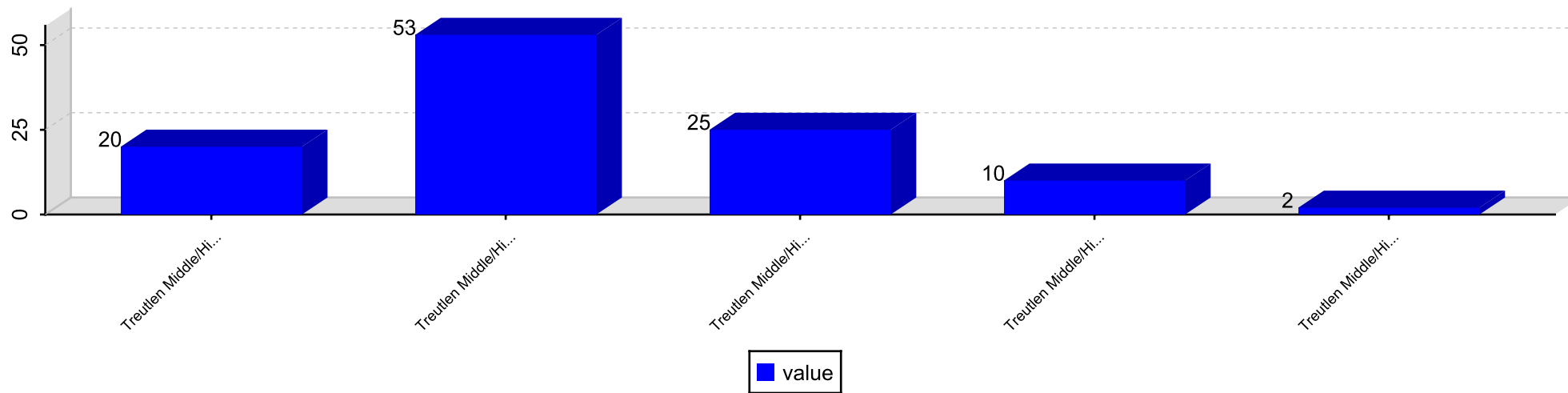
Question 20. My child has at least one adult advocate in the school.

Overall Responses By Question

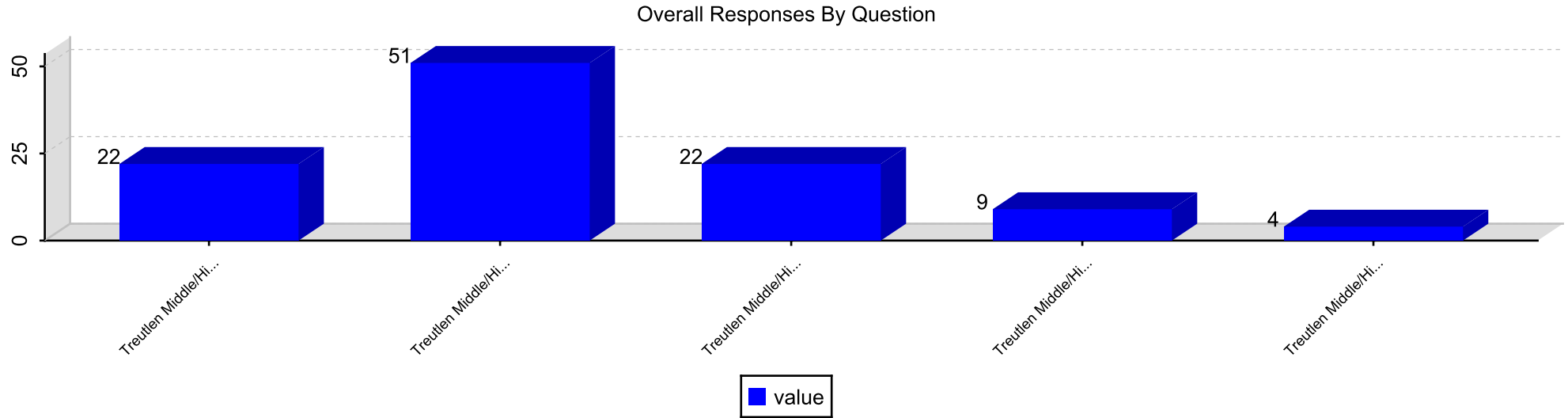


Question 21. My child is given multiple assessments to measure his/her understanding of what was taught.

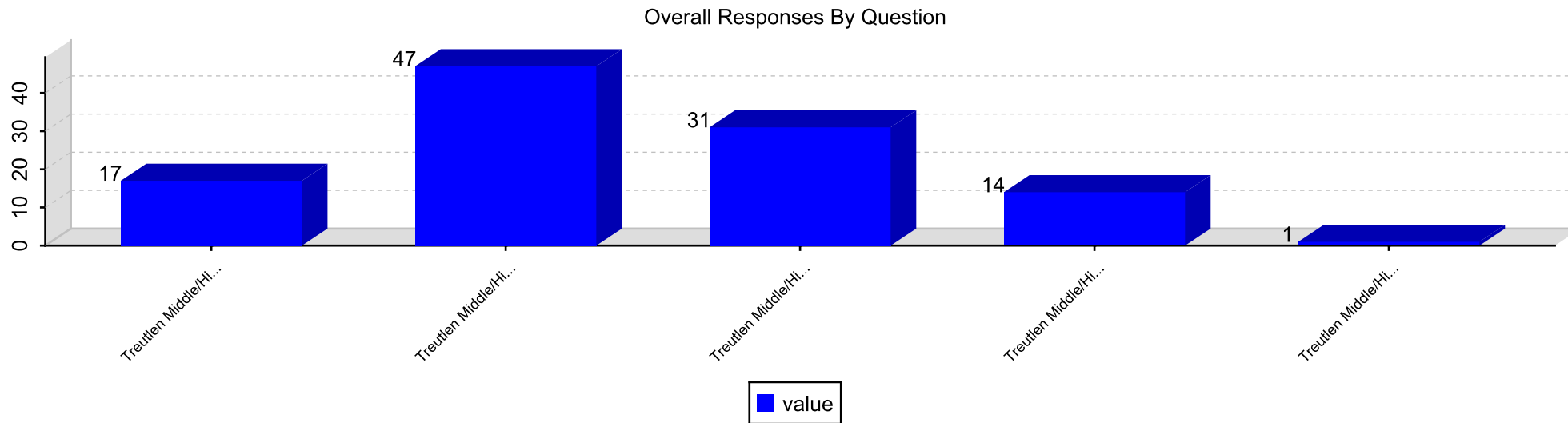
Overall Responses By Question



Question 22. My child has up-to-date computers and other technology to learn.



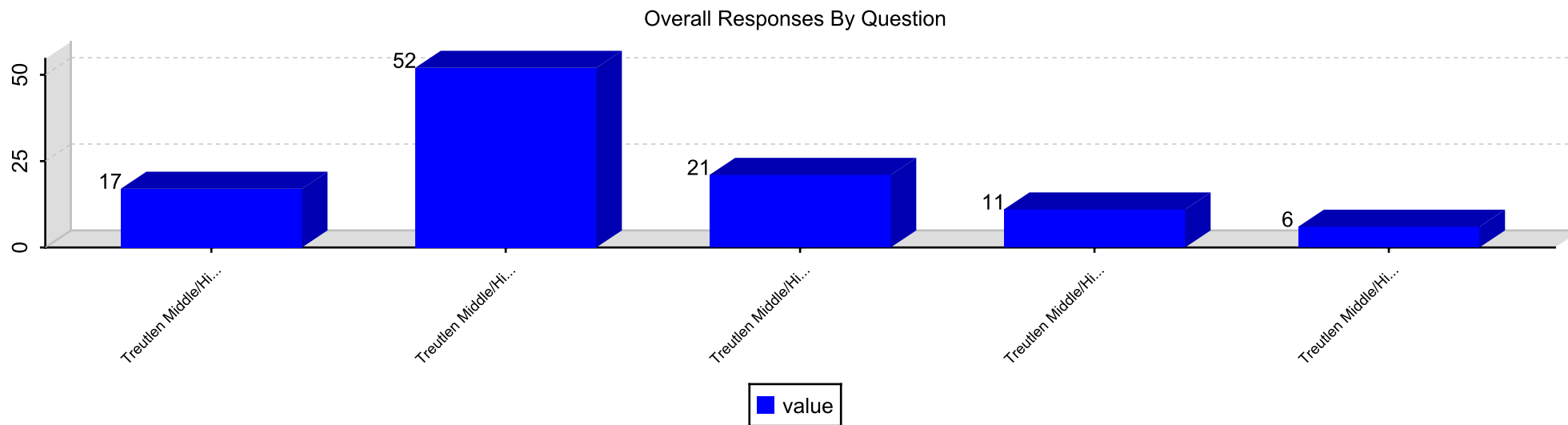
Question 23. My child has access to support services based on his/her identified needs.



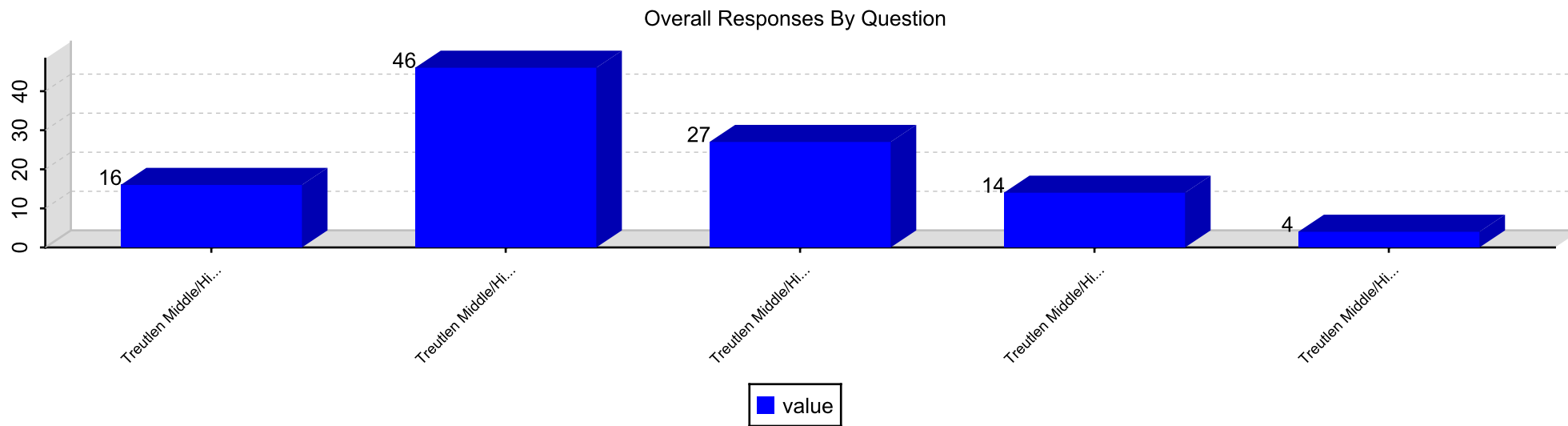
Section: Resources and Support Systems

**Responses By Question**

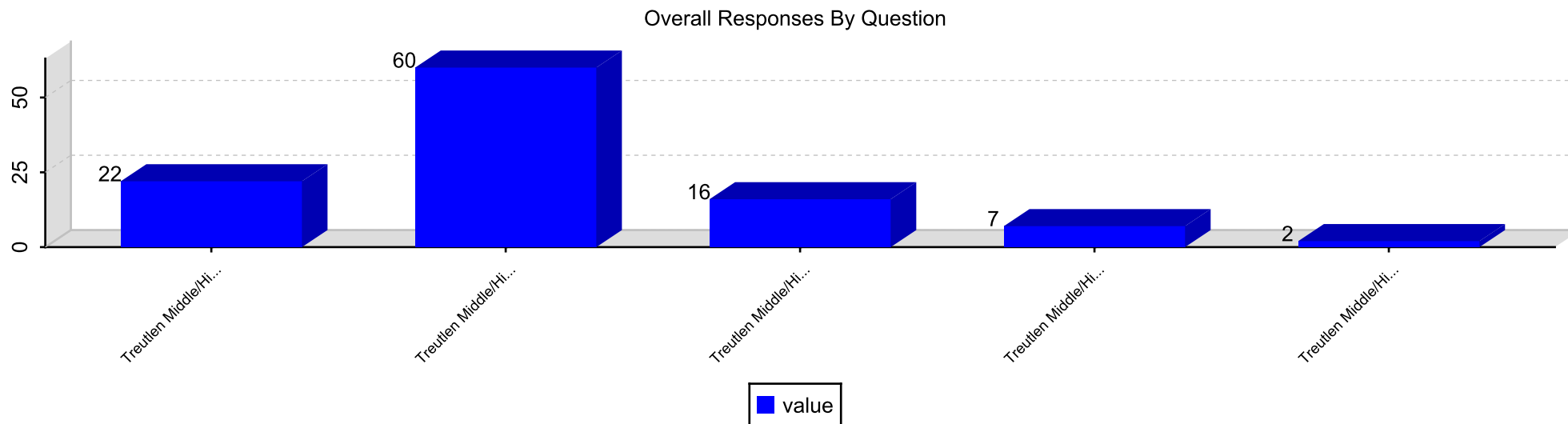
Question 24. Our school provides qualified staff members to support student learning.



Question 25. Our school provides an adequate supply of learning resources that are current and in good condition.

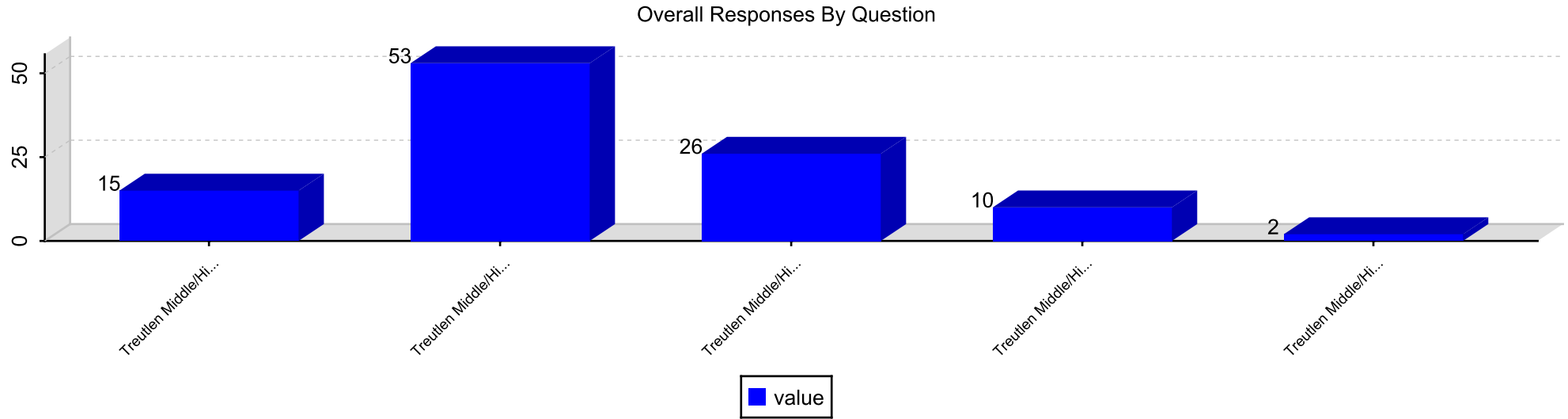


Question 26. Our school provides a safe learning environment.

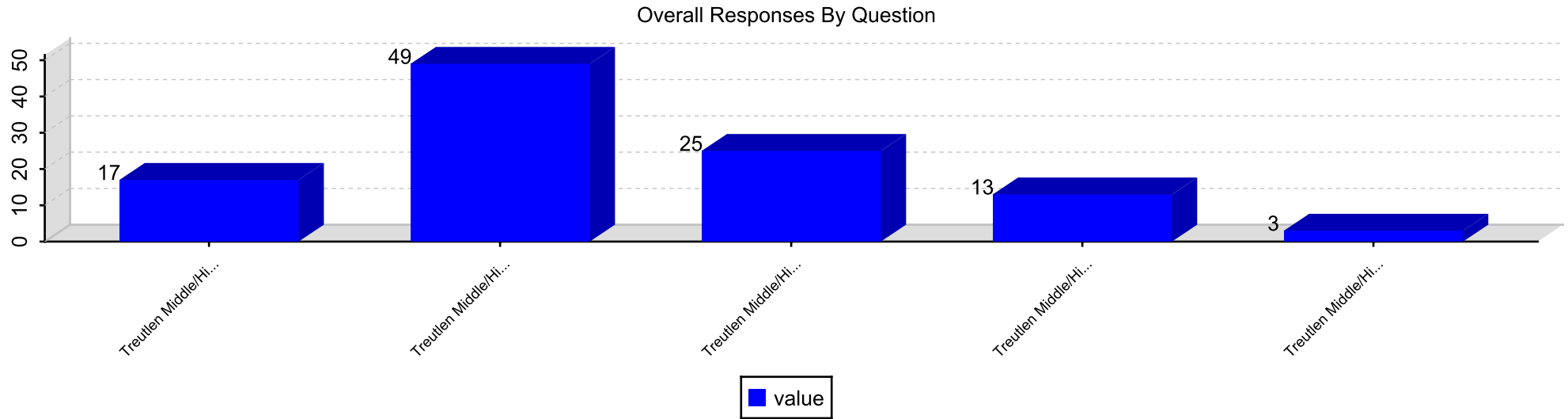


Question 27. Our school provides students with access to a variety of information resources to support their learning.

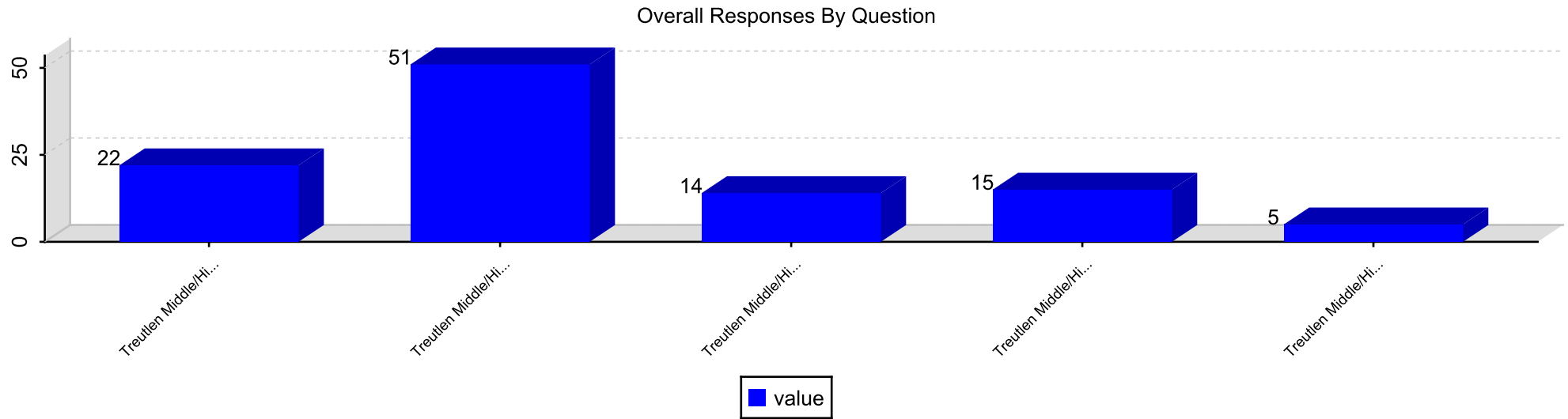




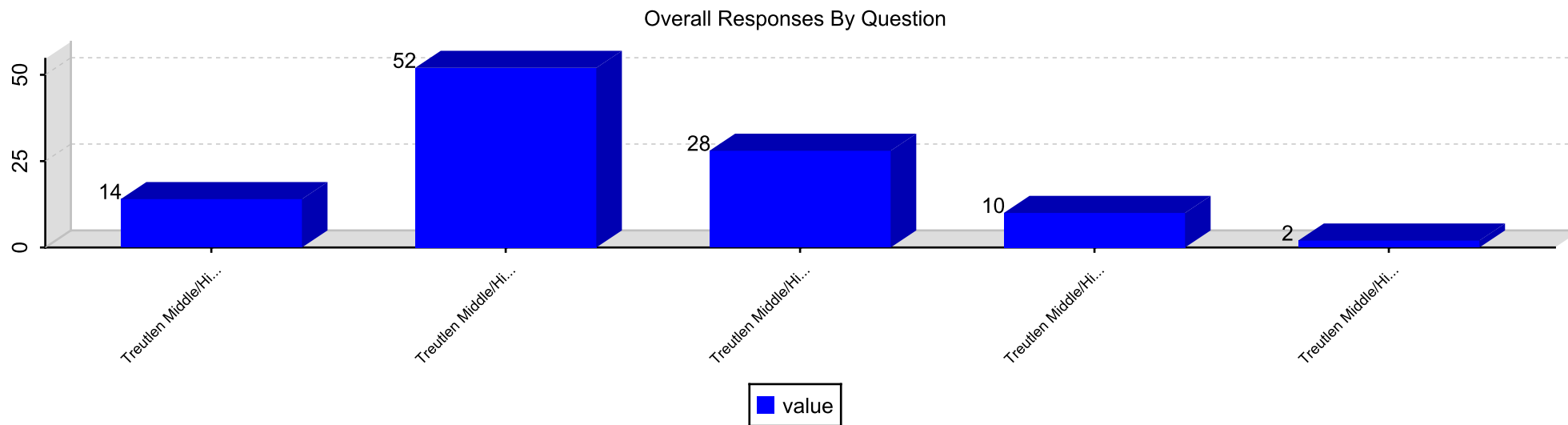
Question 28. Our school provides excellent support services (e.g., counseling, and/or career planning).



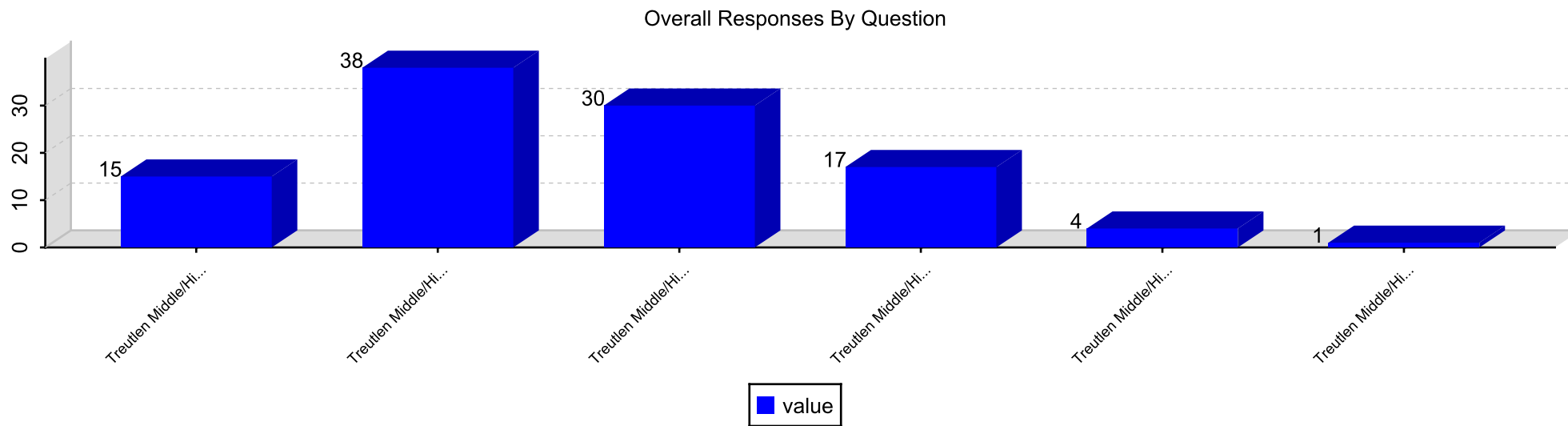
Question 29. Our school provides opportunities for students to participate in activities that interest them.



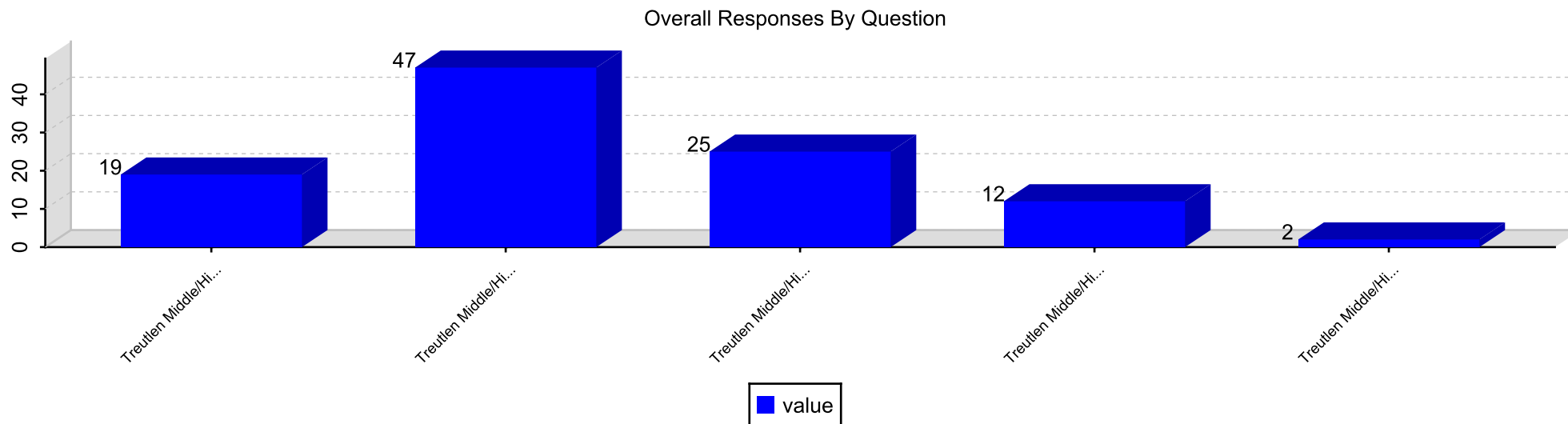
Question 30. Our school ensures that the facilities support student learning.



Question 31. Our school ensures the effective use of financial resources.



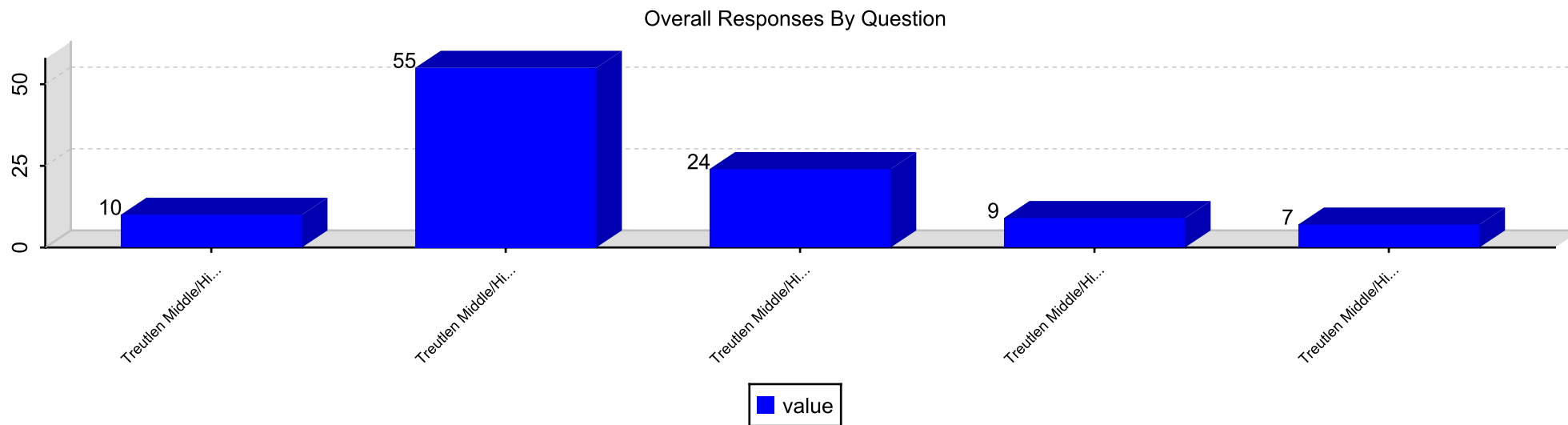
Question 32. Our school ensures that instructional time is protected and interruptions are minimized.



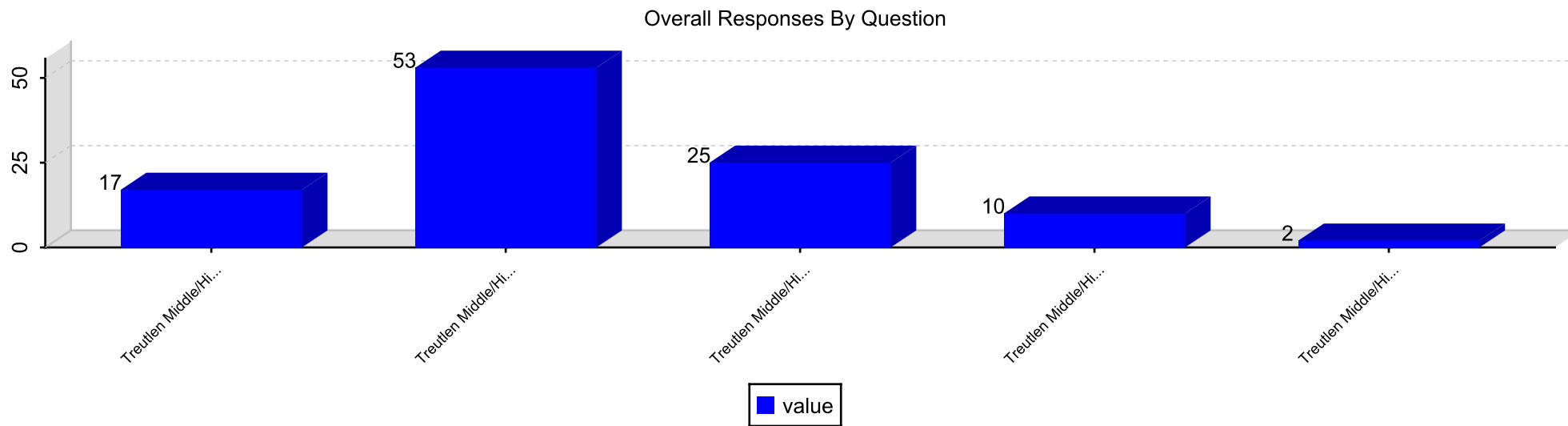
Section: Using Results for Continuous Improvement

**Responses By Question**

Question 33. Our school ensures that all staff members monitor and report the achievement of school goals.



Question 34. My child is prepared for success in the next school year.



Question 35. My child has administrators and teachers that monitor and inform me of his/her learning progress.

