

# Early Warning System

**Success For All Students**

A decorative graphic consisting of a diagonal line that divides the bottom right portion of the slide. The area below the line is a solid blue color, and the area above the line is a light grey color. The line itself is a thin, light blue border.

**1001.42(18)(b), F.S.**

**HB 7069 revision**

- ❑ Any school that serves students in kindergarten through grade 8**
- ❑ Must include, at a minimum, the following indicators in the EWS**
  - ❑ Attendance below 90 percent, regardless of whether absence is excused or a result of out-of-school suspension**
  - ❑ One or more suspensions, whether in-school or out-of-school**
  - ❑ Course failure in English language arts or mathematics during any grading period**
  - ❑ A Level 1 score on the statewide, standardized assessments in English language arts or mathematics or, for students in kindergarten through grade 3, a substantial reading deficiency under s. 1008.25(5)(a), F.S.**


# Middle School Early Warning System: Levels




On-Track

No Flag Assigned


Borderline - Yellow




Off-Track - Red



Non-Academic Alerts - Purple



Student Name



# Middle School On - Track

- Not Overage **AND**
- GPA -  $\geq 2.2$  **AND**
- Courses - Core Courses Passed **AND**
  - 7th Grade - Passed all of 6th Gr: English, Math, Science, Social Studies
  - 8th Grade - Passed all of 6th & 7th Gr: English, Math, Science, Social Studies
- Testing
  - 6th Grade - Level 3 or Higher on FSA Reading & Math Prior Year
  - 7th & 8th Grade - Civics EOC score present (if Civics course taken in district); Level 3 or Higher on FSA Reading & Math Prior Year

# ***Middle School Yellow Borderline***




- Overage *OR***
- GPA -  $\geq 2.0$  but  $< 2.2$  *OR***
- Courses - Core Courses Passed *OR***
  - 7th Grade - Passed 2 or 3 of 6th Gr: English, Math, Science, Social Studies
- Testing -**
  - 6th, 7th & 8th Grade - Level 2 on FSA Reading or Math Prior Year
  - Level 2 on Algebra EOC (if taken)

# **Middle School**

## **Red**

### **Off - Track**



- Overage *AND/OR***
- GPA - Below 2.0 *AND/OR***
- Courses - Core Courses Passed *AND/OR***
  - 7th Grade - Passed < 2 of: 6th Grade English, Math, Science, Social Studies
  - 8th Grade - Did Not Pass All of 6th & 7th Grade Core Courses
- Testing**
  - 6th Grade - Level 1 or Missing Score on FSA Reading or Math Prior Year
  - 7th Grade - Level 1 or Missing Score on FSA Reading or Math Prior Year; Civics EOC score missing for Civics course taken in district
  - 8th Grade - Level 1 or Missing Score on FSA Reading or Math prior year; Civics EOC score missing for Civics course taken in district
  - Level 1 on Algebra EOC (if taken)

# ***Middle School Purple Non Academic Alerts***



- Attendance - Less than 90% AND/OR**
  - Daily or Period
  - Excused and Unexcused
  - Previous or Current Year
- Behavior - One or More Suspensions or School Environment Safety Incident Reporting (SESIR)**
  - In School or Out of School Suspension
  - Previous or Current Year

# EWS MS Student Tab



## EWSMS

### Risk Level

Export:

Filters: OFF

Type	Level	Triggers
Academic	Red	Credits, Testing
Non-Academic	Purple	Attendance

### Demographic

	Age (as of 9/1)	14
	Grade	08
	* Gender	[F] Female
?	Primary Exceptionality	
	Racial Category	Multiracial
?	504	✖



# EWS MS Student Tab (continued)

## Indicators

MSGPA 2.5468750000000000

### Courses Passed

Export:  

Filters: OFF

Subject ↕	6th Grade ↕	7th Grade ↕	8th Grade ↕
English	Y		E
Math	Y	Y	E
Science	Y	Y	Y
Social Studies	Y	Y	Y

### Assessment

Export:  

Filters: OFF

Test ↕	5th Grade ↕	6th Grade ↕	7th Grade ↕	8th Grade ↕
FSA Reading	1	1	1	N/A
FSA Math	1	1	1	N/A
Civics EOC	N/A		N	
Algebra EOC	N/A			

# EWS MS Student Tab (continued)

## Attendance ?

Export:  

Filters: OFF

Absent <span style="float: right;">↕</span>	Current Year <span style="float: right;">↕</span>	Last Year <span style="float: right;">↕</span>
Periods Absent	56 (of 333 - 16.82%)	16.48%
Days Absent	7 (of 46 - 15.22%)	14.29%

? Enrollment - Retentions - Career	1
? Most Recent Retention	2012
? # Transfers	

## Behavior ?

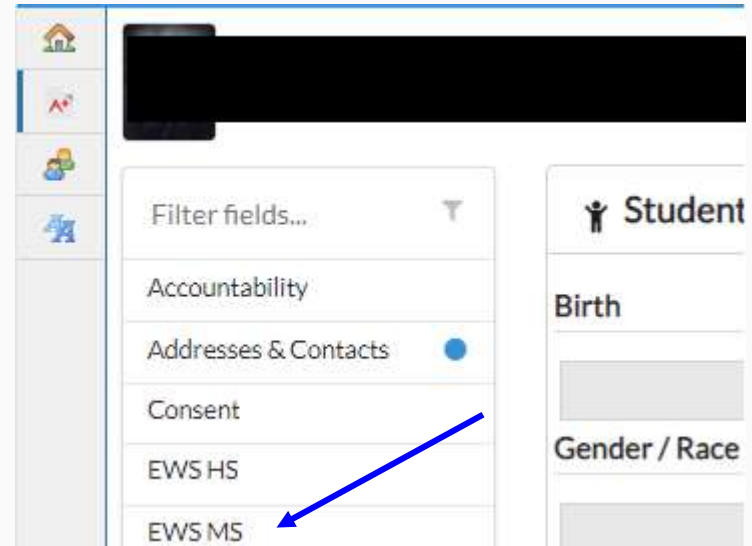
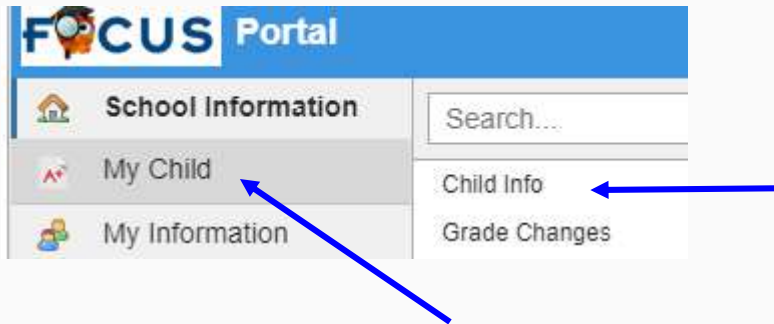
Export:  

Filters: OFF

Discipline <span style="float: right;">↕</span>	Current Year <span style="float: right;">↕</span>	Last Year <span style="float: right;">↕</span>
# ODR		
# SESIR		
# ISS		
Days ISS		
# OSS		
Days OSS		

# Parent Portal

## EWS MS Student Tab



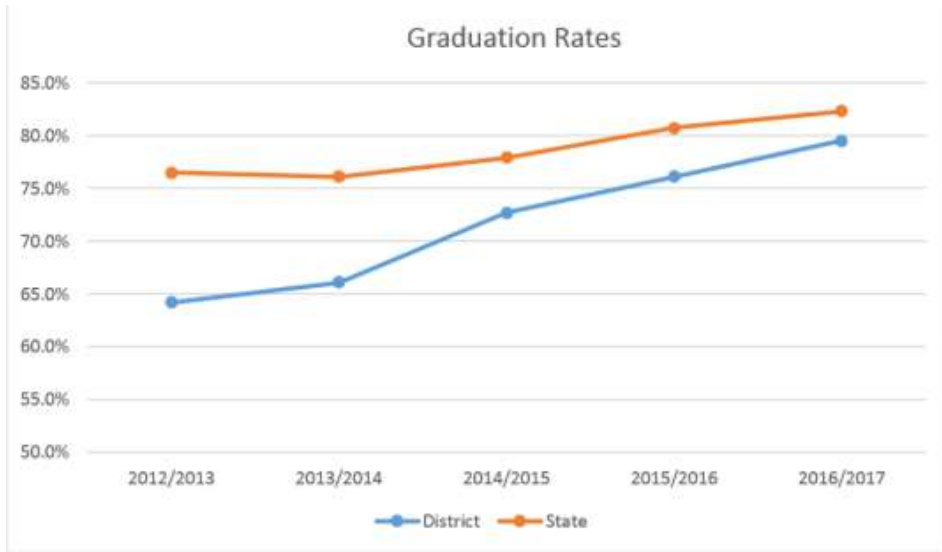
# ***EWS MS Report***

- ❑ Includes Flag Trigger Indicators, Demographics, GPA, Courses, Testing, Attendance, Behavior, and Retention Data**
- ❑ Useful When Analyzing Large Groups of Data**
- ❑ Available to District Staff, MS Administration, MS Counselors and MS Student Success Teams**

# *Strategic Implementation*

- ❑ **October, 2017 - MS Principal presentation**
- ❑ **March - May 2018 - Creation of the MS EWS**
- ❑ **June, 2018 - Trained MS Administrators on EWS MS Tab and Report**
- ❑ **August, 2018 - EWS MS Live**
- ❑ **Elementary EWS projected to go live Fall, 2019**

# 2018 Graduation Rate: 81% Continue Closing The Gap



# Questions?

