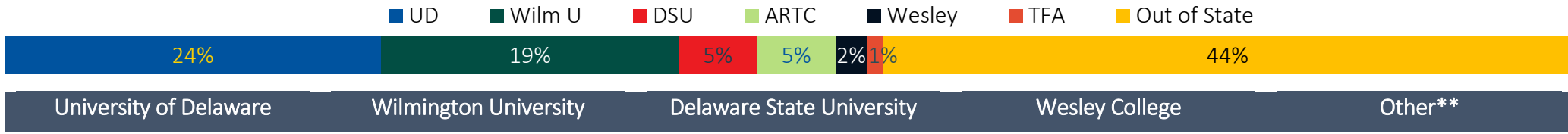


'The Set': Where are Delaware's Teachers Prepared for the Profession?

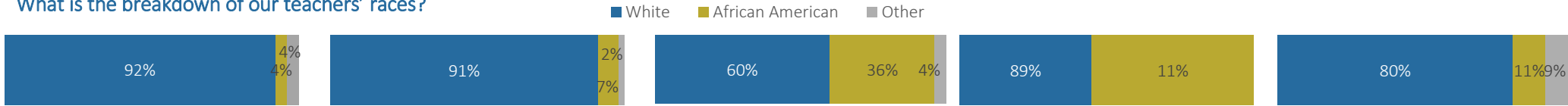
Data Briefs from the Delaware Dept. of Education's Teacher and Leader Effectiveness Branch

About a sixth of teachers employed in Delaware's schools have 4 or fewer years of education experience*. This brief explores where this group of teachers was prepared for the profession. 56% of Delaware's teachers with 4 or fewer years of education experience received their bachelor's degree or completed an alternative program in DE, 12% were prepared in Pennsylvania, 3% in Maryland, and the remaining 29% in other states or countries.

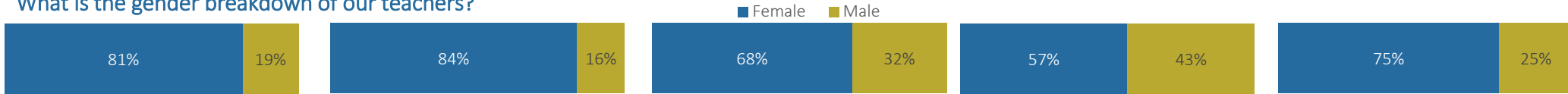
Share of teachers with four or fewer years of experience in DE public schools by Bachelor's Degree or Alternative Routes Institution



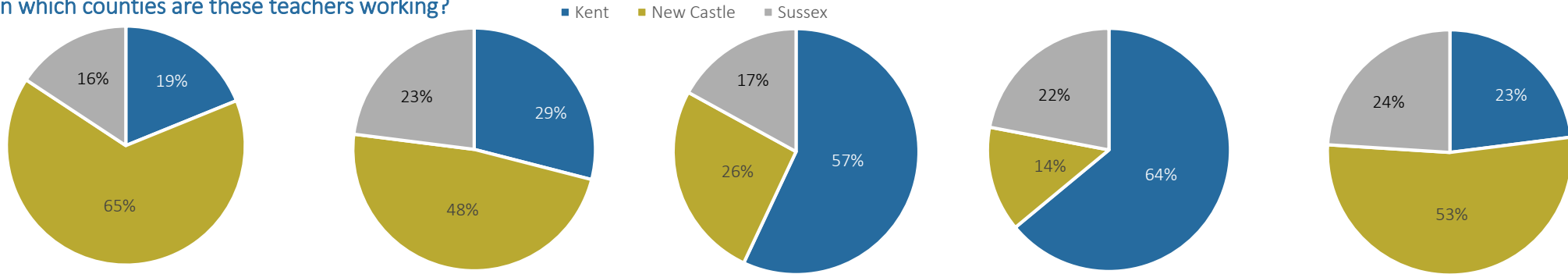
What is the breakdown of our teachers' races?



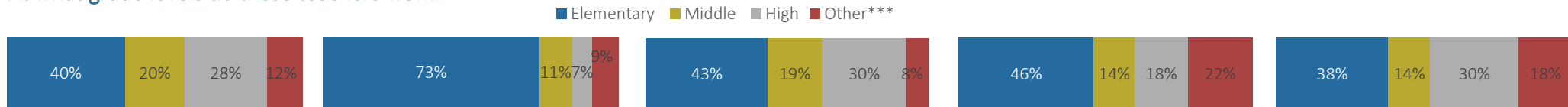
What is the gender breakdown of our teachers?



In which counties are these teachers working?



At what grade levels do these teachers work?



Top 3 districts where teachers with 4 or fewer years of experience from each program are teaching

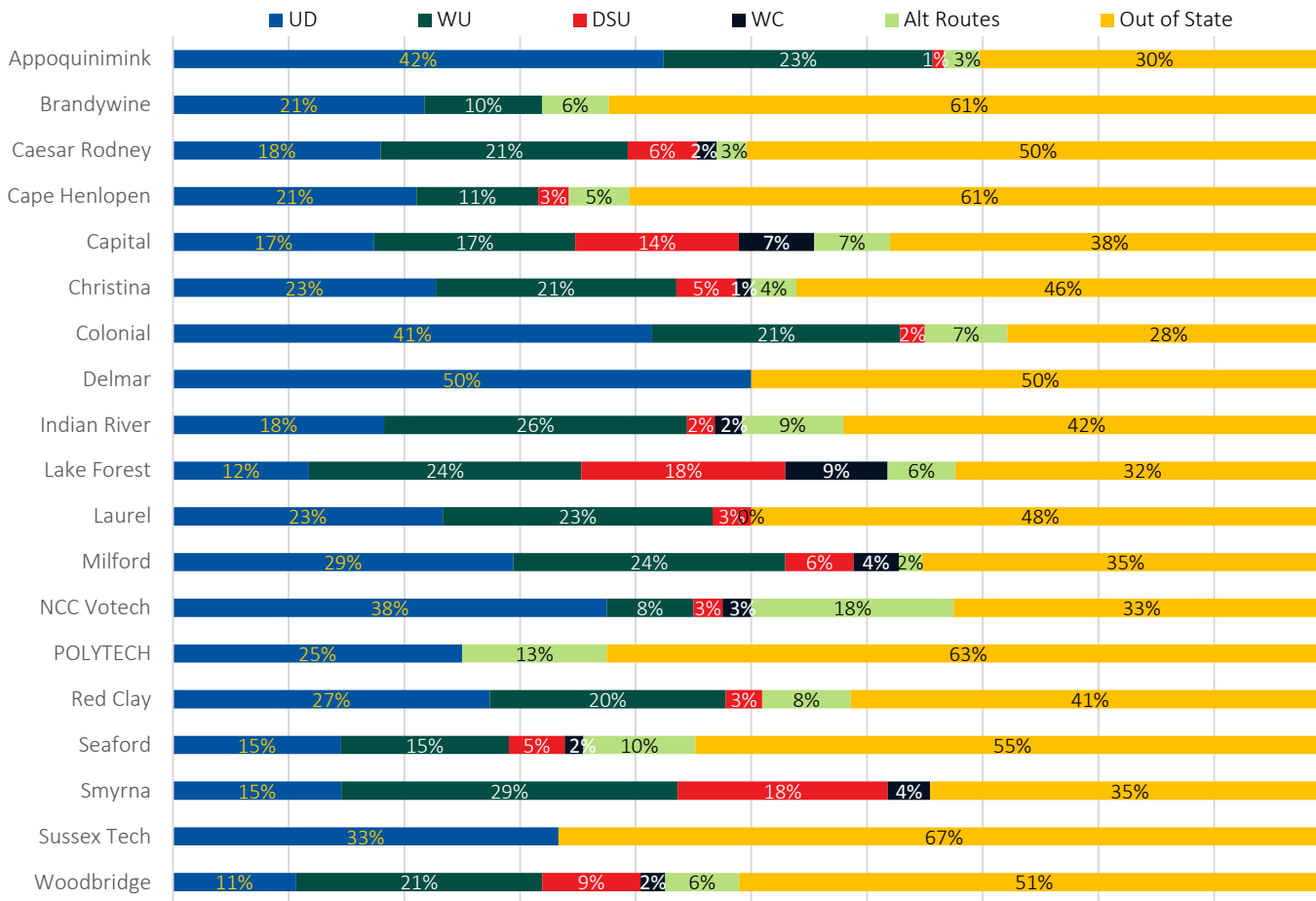
- | | | | | |
|-------------------|------------------|---------------|------------------|-----------------|
| Colonial 16% | Indian River 12% | Capital 19% | Capital 21% | Red Clay 10% |
| Red Clay 12% | Red Clay 12% | Smyrna 15% | Indian River 11% | Christina 10% |
| Appoquinimink 12% | Christina 12% | Christina 12% | Lake Forest 11% | Indian River 9% |

*Sample includes the 1,463 teachers with four or fewer years of education experience employed in DE traditional, special, charter, magnet, and vocational schools in the 2016-2017 school year.

** Racial breakdown is 70% W, 17% AM, and 13% O for ARTC, and 53% W, 24% AM, and 23% O for TFA. Additionally, 43% and 29% of teachers are male for ARTC and TFA, respectively.

*** Other includes schools that aren't exclusively elementary, middle, or high schools, such as k-8 and alternative schools.

Share of Teachers with 4 or Fewer Years of Experience by District and Undergraduate Institution



- Nearly half of the teachers with four or fewer years of experience working in Appoquinimink SD (42%) and Colonial SD (41%) received their bachelor’s degrees at the University of Delaware. In Delmar, half of teachers with four or fewer years of experience received their bachelor’s degrees at UD.
- The majority of teachers with four or fewer years of experience working in Sussex Technical (67%), Brandywine (63%), Polytech (63%), and Seaford (55%) school districts received their bachelor’s degrees in institutions other than the main teacher Delaware teacher preparation programs.
- Half of the teachers with four or fewer years of experience in Woodbridge, Caesar Rodney, Laurel, and Delmar received their bachelor’s degrees in “other” institutions and nearly half did the same in Christina (46%), Indian River (42%), and Red Clay (41%).
- Colonial (28%), Appoquinimink (30%), Lake Forest (32%), and NCC Votech (33%) are the districts with the lowest share of teachers with four or fewer years of experience prepared by “other” institutions.

Share of teachers with four or fewer years of experience in DE public schools by Master’s Degree Institution



- 38% of teachers with 4 or fewer years of experience have a master’s degree.
- Of the teachers with a master’s degree, most (57%) earned it at Wilmington University, 12% earned it at the University of Delaware, 2% at Wesley College, 1% at Delaware State, and 28% from other institutions.

Sample includes the 1,463 teachers with 4 or fewer years of experience employed in DE traditional, special, charter, vocational, and magnet schools in SY16-17. Sample for master’s degree chart included 557 teachers.

Source: Delaware Department of Education administrative records. For more information contact: nermin.zubaca@doe.k12.de.us.