

Group 1

Group Roles: Pick a number 1-3 remove the sticky notes to find your role!

Facilitator-
present your
screen in the
break out
room

Time keeper-
keep the
group on task
and keep
track of time

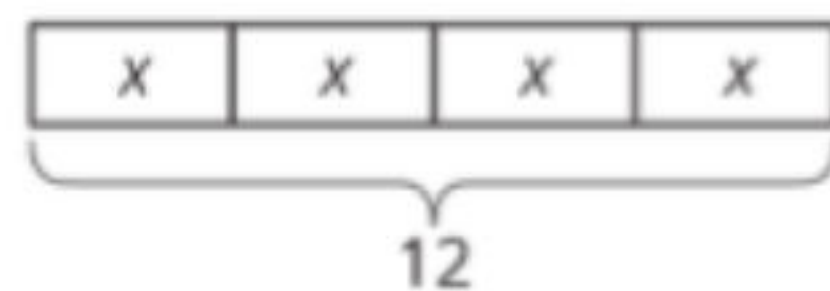
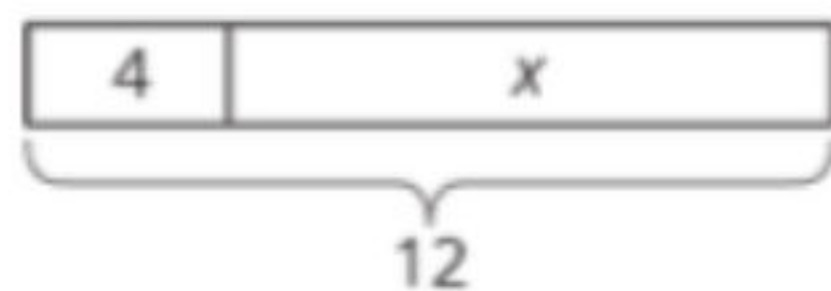
Reporter-
Representative for
your group when
sharing out

Student Learning Targets

- I can tell whether or not an equation could represent a tape diagram.
- I can use a tape diagram to represent a situation.

Group 1

Here are two tape diagrams. Match each equation to one of the tape diagrams.



1. $4 + x = 12$

2. $12 \div 4 = x$

3. $4 \cdot x = 12$

4. $12 = 4 + x$

5. $12 - x = 4$

6. $12 = 4 \cdot x$

7. $12 - 4 = x$

8. $x = 12 - 4$

9. $x + x + x + x = 12$

Group 2

Group Roles: Pick a number 1-3 remove the sticky notes to find your role!

Facilitator-
present your
screen in the
break out
room

Time keeper-
keep the
group on task
and keep
track of time

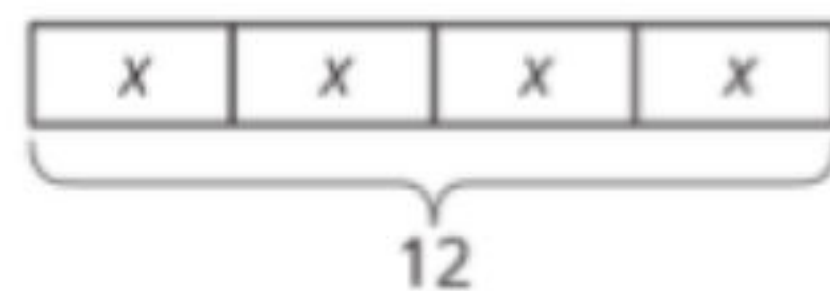
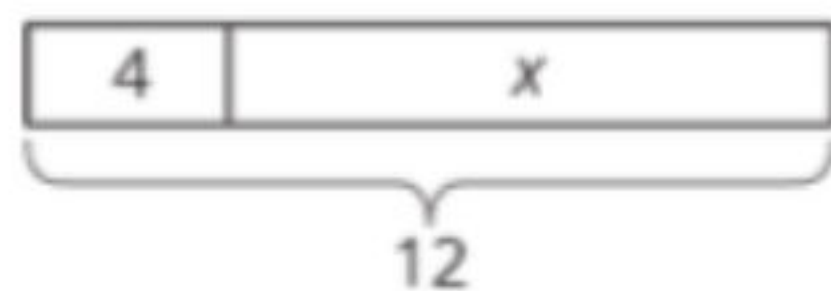
Reporter-
Representative for
your group when
sharing out

Student Learning Targets

- I can tell whether or not an equation could represent a tape diagram.
- I can use a tape diagram to represent a situation.

Group 2

Here are two tape diagrams. Match each equation to one of the tape diagrams.



1. $4 + x = 12$

2. $12 \div 4 = x$

3. $4 \cdot x = 12$

4. $12 = 4 + x$

5. $12 - x = 4$

6. $12 = 4 \cdot x$

7. $12 - 4 = x$

8. $x = 12 - 4$

9. $x + x + x + x = 12$

Group 3

Group Roles: Pick a number 1-3 remove the sticky notes to find your role!

Facilitator-
present your
screen in the
break out
room

Time keeper-
keep the
group on task
and keep
track of time

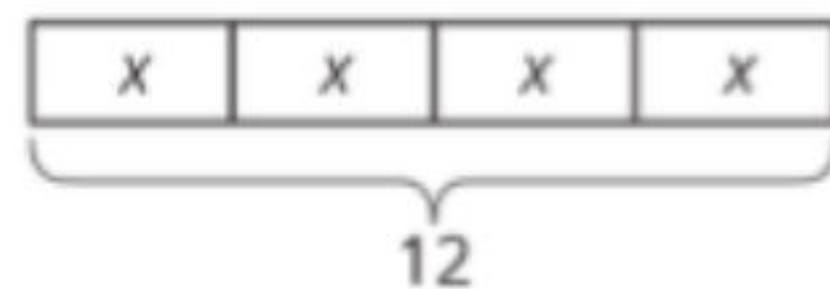
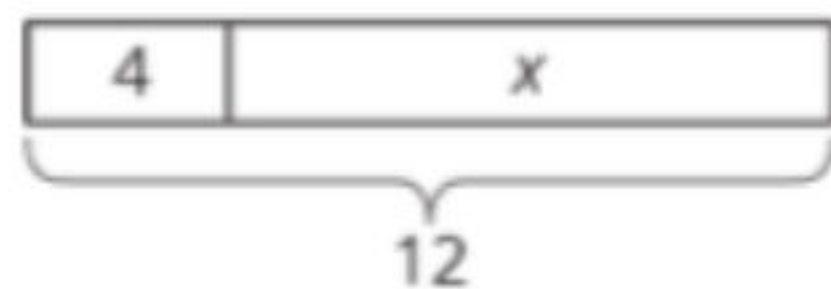
Reporter-
Representative for
your group when
sharing out

Student Learning Targets

- I can tell whether or not an equation could represent a tape diagram.
- I can use a tape diagram to represent a situation.

Group 3

Here are two tape diagrams. Match each equation to one of the tape diagrams.



1. $4 + x = 12$

2. $12 \div 4 = x$

3. $4 \cdot x = 12$

4. $12 = 4 + x$

5. $12 - x = 4$

6. $12 = 4 \cdot x$

7. $12 - 4 = x$

8. $x = 12 - 4$

9. $x + x + x + x = 12$

Group 4

Group Roles: Pick a number 1-3 remove the sticky notes to find your role!

Facilitator-
present your
screen in the
break out
room

Time keeper-
keep the
group on task
and keep
track of time

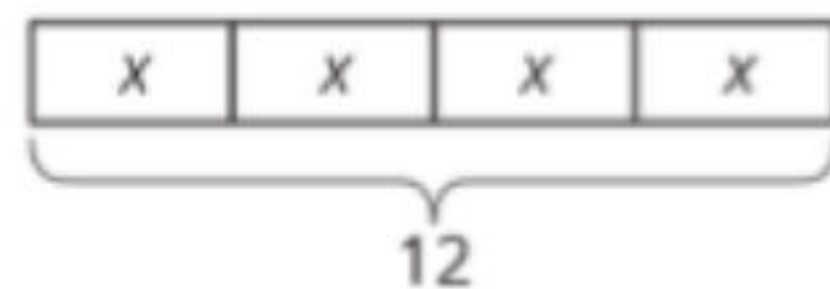
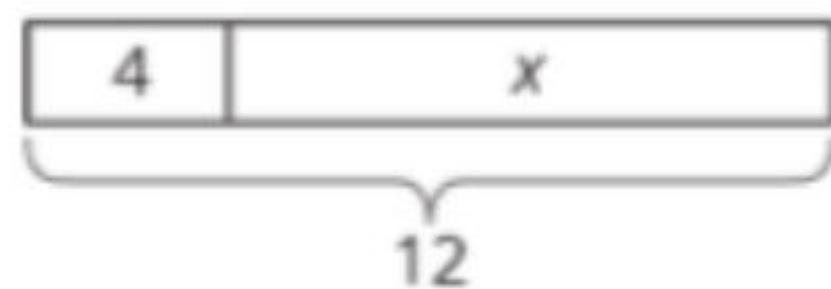
Reporter-
Representative for
your group when
sharing out

Student Learning Targets

- I can tell whether or not an equation could represent a tape diagram.
- I can use a tape diagram to represent a situation.

Group 4

Here are two tape diagrams. Match each equation to one of the tape diagrams.



1. $4 + x = 12$

2. $12 \div 4 = x$

3. $4 \cdot x = 12$

4. $12 = 4 + x$

5. $12 - x = 4$

6. $12 = 4 \cdot x$

7. $12 - 4 = x$

8. $x = 12 - 4$

9. $x + x + x + x = 12$

Group 5

Group Roles: Pick a number 1-3 remove the sticky notes to find your role!

Facilitator-
present your
screen in the
break out
room

Time keeper-
keep the
group on task
and keep
track of time

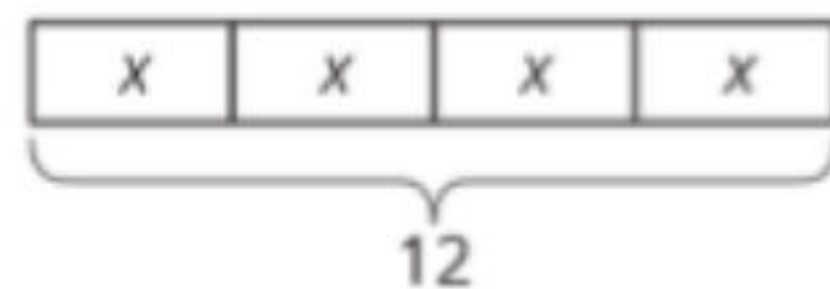
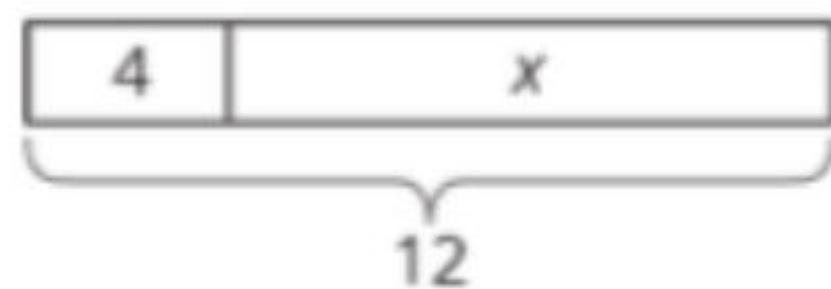
Reporter-
Representative for
your group when
sharing out

Student Learning Targets

- I can tell whether or not an equation could represent a tape diagram.
- I can use a tape diagram to represent a situation.

Group 5

Here are two tape diagrams. Match each equation to one of the tape diagrams.



1. $4 + x = 12$

2. $12 \div 4 = x$

3. $4 \cdot x = 12$

4. $12 = 4 + x$

5. $12 - x = 4$

6. $12 = 4 \cdot x$

7. $12 - 4 = x$

8. $x = 12 - 4$

9. $x + x + x + x = 12$

Group 6

Group Roles: Pick a number 1-3 remove the sticky notes to find your role!

Facilitator-
present your
screen in the
break out
room

Time keeper-
keep the
group on task
and keep
track of time

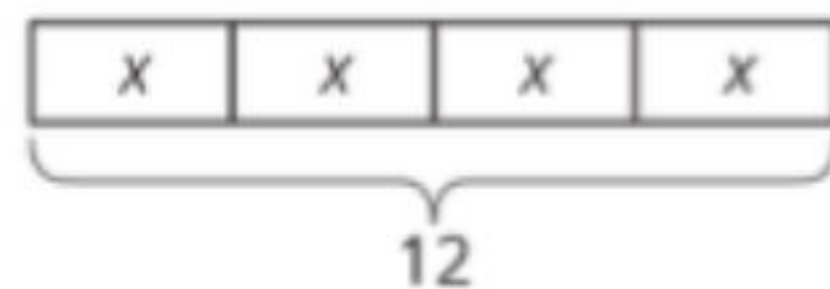
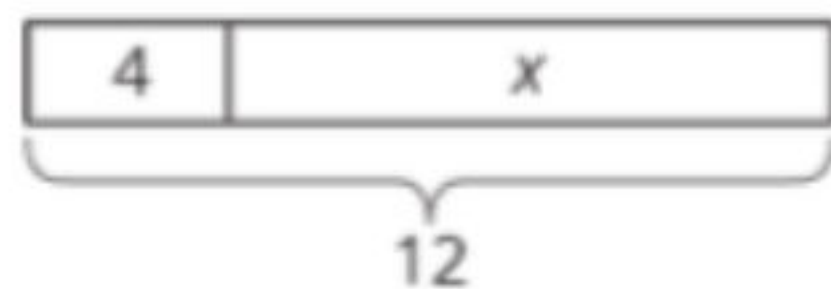
Reporter-
Representative for
your group when
sharing out

Student Learning Targets

- I can tell whether or not an equation could represent a tape diagram.
- I can use a tape diagram to represent a situation.

Group 6

Here are two tape diagrams. Match each equation to one of the tape diagrams.



1. $4 + x = 12$

2. $12 \div 4 = x$

3. $4 \cdot x = 12$

4. $12 = 4 + x$

5. $12 - x = 4$

6. $12 = 4 \cdot x$

7. $12 - 4 = x$

8. $x = 12 - 4$

9. $x + x + x + x = 12$

Group 7

Group Roles: Pick a number 1-3 remove the sticky notes to find your role!

Facilitator-
present your
screen in the
break out
room

Time keeper-
keep the
group on task
and keep
track of time

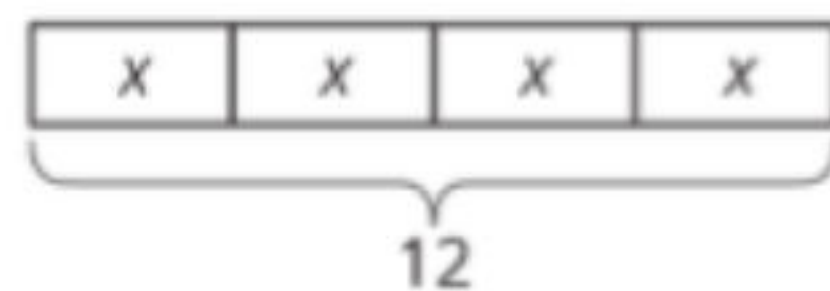
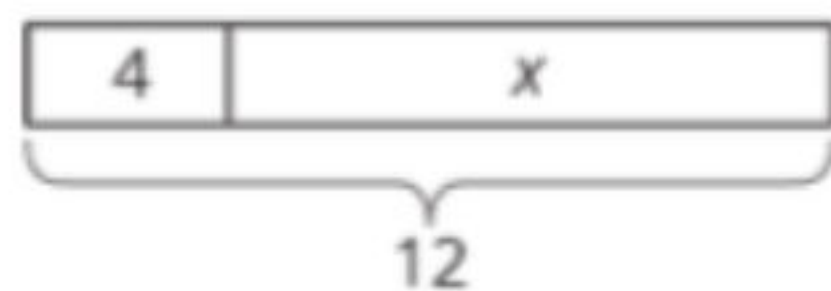
Reporter-
Representative for
your group when
sharing out

Student Learning Targets

- I can tell whether or not an equation could represent a tape diagram.
- I can use a tape diagram to represent a situation.

Group 7

Here are two tape diagrams. Match each equation to one of the tape diagrams.



1. $4 + x = 12$

2. $12 \div 4 = x$

3. $4 \cdot x = 12$

4. $12 = 4 + x$

5. $12 - x = 4$

6. $12 = 4 \cdot x$

7. $12 - 4 = x$

8. $x = 12 - 4$

9. $x + x + x + x = 12$

**Group
8**

Group Roles: Pick a number 1-3 remove the sticky notes to find your role!

Facilitator-
present your
screen in the
break out
room

Time keeper-
keep the
group on task
and keep
track of time

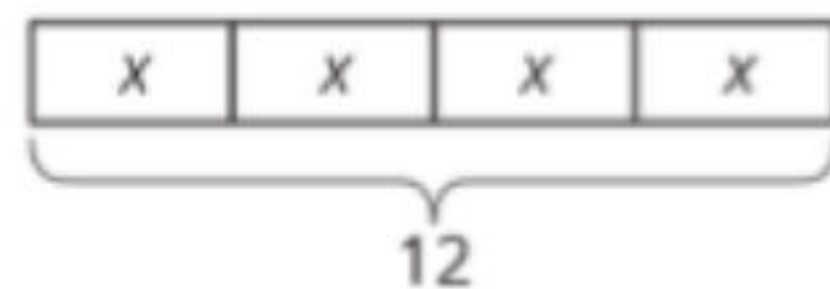
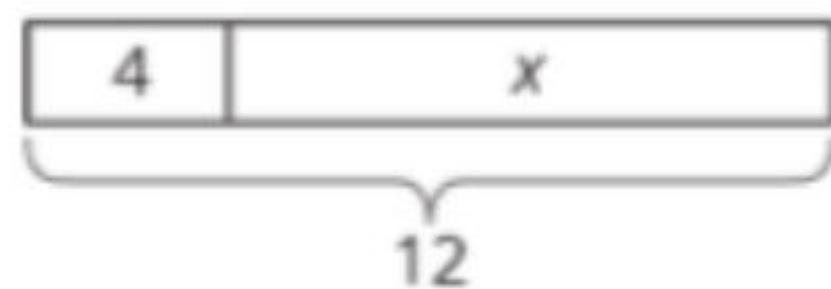
Reporter-
Representative for
your group when
sharing out

**Student Learning
Targets**

- I can tell whether or not an equation could represent a tape diagram.
- I can use a tape diagram to represent a situation.

Group 8

Here are two tape diagrams. Match each equation to one of the tape diagrams.



1. $4 + x = 12$

2. $12 \div 4 = x$

3. $4 \cdot x = 12$

4. $12 = 4 + x$

5. $12 - x = 4$

6. $12 = 4 \cdot x$

7. $12 - 4 = x$

8. $x = 12 - 4$

9. $x + x + x + x = 12$

Group 9

Group Roles: Pick a number 1-3 remove the sticky notes to find your role!

Facilitator-
present your
screen in the
break out
room

Time keeper-
keep the
group on task
and keep
track of time

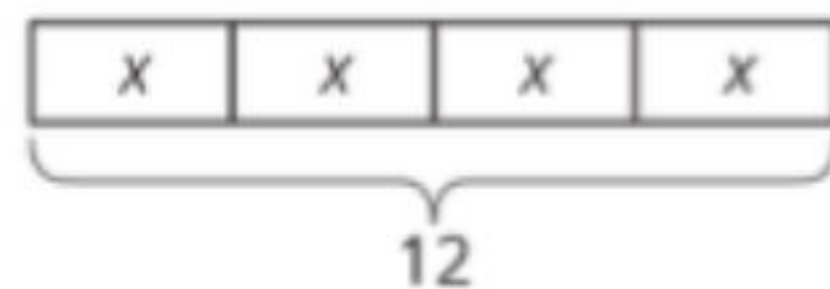
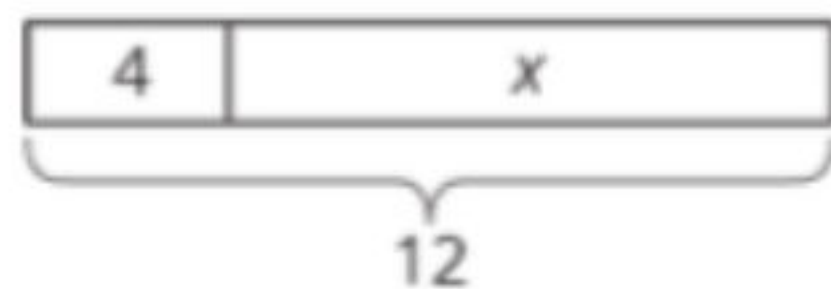
Reporter-
Representative for
your group when
sharing out

Student Learning Targets

- I can tell whether or not an equation could represent a tape diagram.
- I can use a tape diagram to represent a situation.

Group 9

Here are two tape diagrams. Match each equation to one of the tape diagrams.



1. $4 + x = 12$

2. $12 \div 4 = x$

3. $4 \cdot x = 12$

4. $12 = 4 + x$

5. $12 - x = 4$

6. $12 = 4 \cdot x$

7. $12 - 4 = x$

8. $x = 12 - 4$

9. $x + x + x + x = 12$

Group 10

Group Roles: Pick a number 1-3 remove the sticky notes to find your role!

Facilitator-
present your
screen in the
break out
room

Time keeper-
keep the
group on task
and keep
track of time

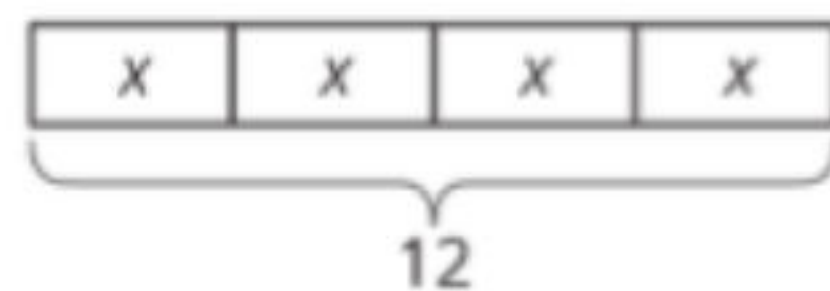
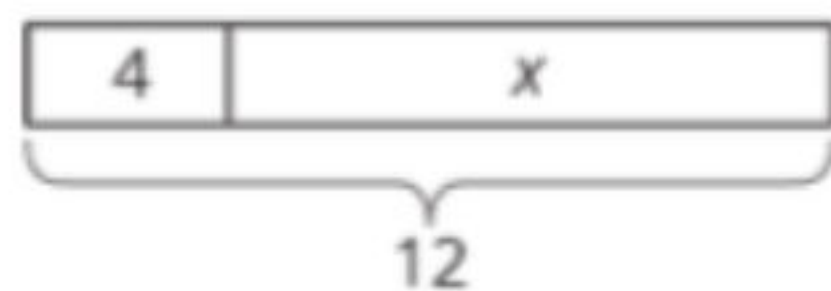
Reporter-
Representative for
your group when
sharing out

Student Learning Targets

- I can tell whether or not an equation could represent a tape diagram.
- I can use a tape diagram to represent a situation.

Group 10

Here are two tape diagrams. Match each equation to one of the tape diagrams.



1. $4 + x = 12$

2. $12 \div 4 = x$

3. $4 \cdot x = 12$

4. $12 = 4 + x$

5. $12 - x = 4$

6. $12 = 4 \cdot x$

7. $12 - 4 = x$

8. $x = 12 - 4$

9. $x + x + x + x = 12$