

'The Set': Where are Delaware's Teachers Prepared for the Profession?

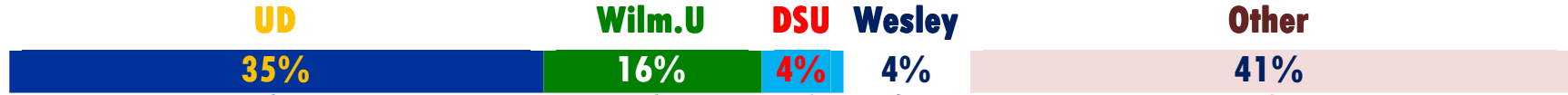
March 2013

Monthly Data Briefs from the Delaware Dept. of Education's Teacher and Leader Effectiveness Unit

A quarter of teachers employed in Delaware's schools have 5 or fewer years of education experience*. This brief explores where this group of teachers was prepared for the profession.

60% of Delaware's teachers with 5 or fewer years of education experience received their bachelor's degrees in DE, 18% in Pennsylvania, 5% in Maryland and the remaining 17% in other states or countries.

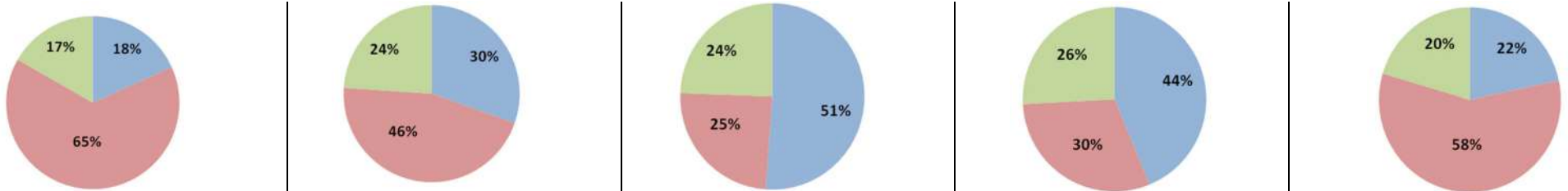
Share of teachers with five or fewer years of experience in DE public schools by Bachelor's Degree Institution



- | | | | | |
|--|--|---|--|--|
| <ul style="list-style-type: none"> - 90% are white, 5% black and 5% other race. - 76% are female | <ul style="list-style-type: none"> - 89% are white, 7% black and 4% other race. - 84% are female | <ul style="list-style-type: none"> - 57% are white, 40% black and 3% other race. - 65% are female | <ul style="list-style-type: none"> - 88% are white, 5% black and 7% other race. - 69% are female | <ul style="list-style-type: none"> - 85% are white, 8% black and 7% other race. - 74% are female |
|--|--|---|--|--|

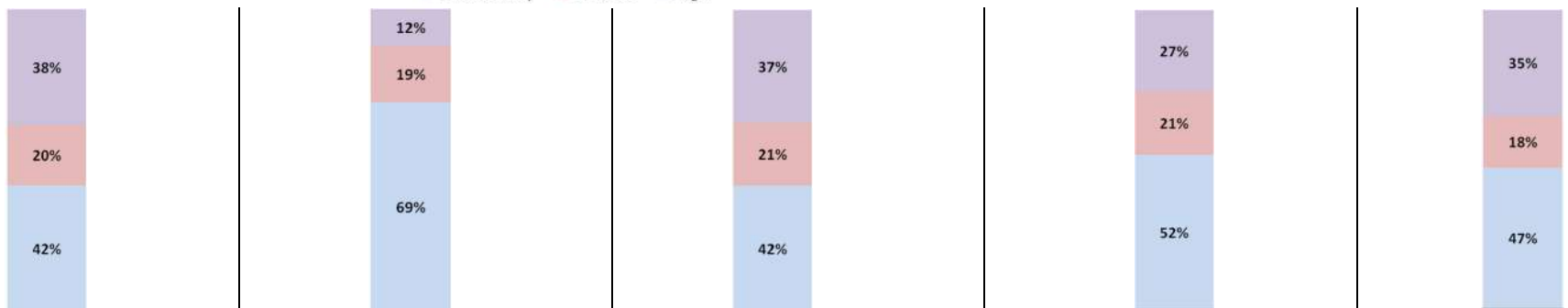
In which counties are these teachers working?

■ Kent ■ New Castle ■ Sussex



At what grade levels do these teachers work?

■ Elementary ■ Middle ■ High



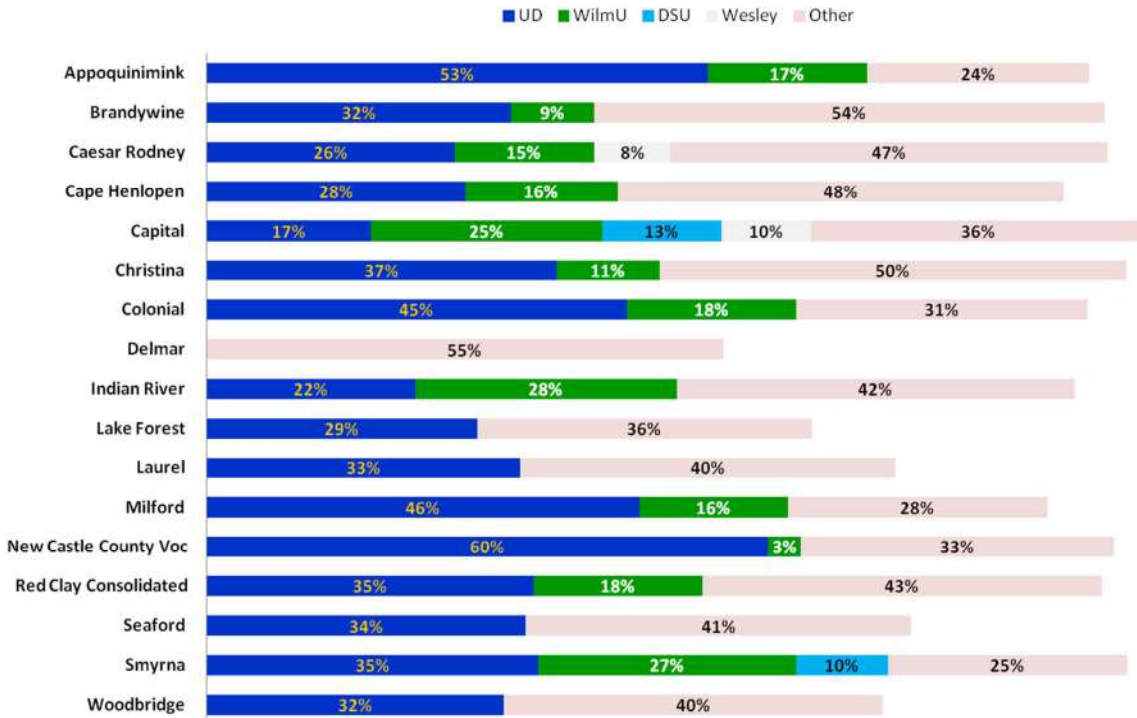
Top 3 districts where teachers with 5 or fewer years of experience from each program are teaching

- | | | | | |
|--|---|---|---|--|
| <ul style="list-style-type: none"> Christina (15.9%) Red Clay (11.5%) Appoquinimink (11.4%) | <ul style="list-style-type: none"> Red Clay (13%) Indian River (11.3%) Christina (10.1%) | <ul style="list-style-type: none"> Capital (17.6%) Smyrna (11.0%) Lake Forest (7.7%) | <ul style="list-style-type: none"> Capital (13.5%) Caesar Rodney (13.5%) Red Clay (9%) | <ul style="list-style-type: none"> Christina (18.6%) Red Clay (12.3%) Brandywine (8.4%) |
|--|---|---|---|--|

- | | | | | |
|--|--|--|--|--|
| <ul style="list-style-type: none"> - 18% are teaching in a high-need** school | <ul style="list-style-type: none"> - 27% are teaching in a high-need school | <ul style="list-style-type: none"> - 18% are teaching in a high-need school | <ul style="list-style-type: none"> - 17% are teaching in a high-need school | <ul style="list-style-type: none"> - 26% are teaching in a high-need school |
|--|--|--|--|--|

*Sample includes the 2,191 teachers with five or fewer years of education experience employed in DE traditional, special, charter, magnet, and vocational schools in the 2011-2012 school year. This sample is used for the entire section presented above. ** High-need designation is based on DDOE specifications for the Delaware Talent Cooperative program.

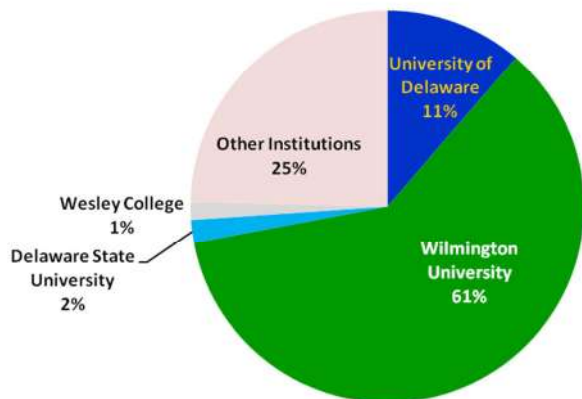
Share of Teachers with 5 or Fewer Years of Experience
By Bachelors Degree Granting Institution and District



Note: Districts or bachelor's degree institutions with fewer than 10 teachers are not included in the district figures.

- Nearly half of the teachers with five or fewer years of experience working in the Colonial SD (45%) and Milford SD (46%) received their bachelor's degrees at the University of Delaware. In New Castle County Tech and Appoquinimink school districts, the majority of teachers with five or fewer years of experience received their bachelor's degrees at UD (60% and 53% respectively).
- The majority of teachers with five or fewer years of experience working in Delmar (55%) and Brandywine (54%) school districts received their bachelor's degrees in institutions other than the main teacher Delaware teacher preparation programs.
- Half of the teachers with five or fewer years of experience in Christina received their bachelor's degrees in "other" institutions and nearly half did the same in Caesar Rodney (47%), Cape Henlopen (48%), Indian River (42%), Laurel (40%), Red Clay (43%), Seaford (41%) and Woodbridge (40%).
- Appoquinimink is the district with the lowest share of teachers (24%) with five or fewer years of experience prepared by "other" institutions.

Share of 2012 Delaware Teachers with
Five or Fewer Years of Experience
by Masters Degree-Granting Institution



Where did these teachers receive their master's degrees?

- 44% of teachers with five or fewer years of experience working in Delaware's schools have a master's degree.
- Of these teachers with a master's degree, 61% received their degrees from Wilmington University, 11% from the University of Delaware, 2% from Delaware State University, 1% from Wesley College and 25% from other institutions.
- Of the teachers with five or fewer years of experience working in Delaware's schools with a bachelor's degree from the University of Delaware, 35% have a master's degree. Of those prepared at Wilmington University, 32%; Delaware State University, 25%; Wesley College, 30%; and Other institutions, 45%.

Notes: Sample includes the 2,191 teachers with five or fewer years of education experience employed in DE traditional, special, charter, magnet, and vocational schools in the 2011-2012 school year. Sample for master's degree chart includes 954 teachers.

Source: Delaware Department of Education administrative records

For more information contact: rttt-tleu@doe.k12.de.us