

The Crucible by Arthur Miller

Setting, Episode, Character Response and Resolution Level 3 "Flip Book"

Created By:

Beth Frisby & Christina Quattro

Fall 2012

Template By:

Lawanda Dalton

Comprehension Activities

CCGPS Reading Literature Standards

- **ELACC6RL3:** Describe how a particular story's or drama's plot unfolds in a series of episodes as well as how the characters respond or change as the plot moves toward resolution.

ELACC7RL3: Analyze how particular elements of a story or drama interact (e.g., how settings shape the characters or plot)

ELACC8RL3: Analyze how particular lines of dialogue or incidents in a story or drama propel the action, reveal aspects of a character, or provoke a decision.

ELACC9-10RL3: Analyze how complex characters (e.g., those with multiple or conflicting motivations) develop over the course of a text, interact with other characters, and advance the plot or develop the theme.

ELACC11-12RL3: Analyze the impact of the author's choices regarding how to develop and relate elements of a story or drama (e.g., where a story is set, how the action is ordered, how the characters are introduced and developed).

Teaching Strategies

Level 3: These students may be able to complete the task as presented.

Level 2: These students will need more supports to complete the task. Students may benefit from visual supports such as color-coded prompts. Enlarged print materials may be helpful. Limit the number of answer choices. It may be possible to fade the visual supports overtime.

Level 1: Students need significant supports to access the materials. Materials should be enlarged. Poster size is most helpful. Students at this level greatly benefit from tactile enhancements added to the print material that they can touch and feel. Encourage students to use matching skills to access the materials. Provide an array of two answer choices at a time paired with verbal prompts. One of the choices may be a neutral distractor such as a blank piece of paper. Students can indicate answers through touch or by looking at their answer choices. Provide students structured opportunities to answer questions using appropriate technology such as single or sequential message voice output devices

For all levels: For non-verbal students, be sure to incorporate a communication device featuring picture symbols paired with text that can be used with this lesson.

Directions:

- Through the completion of a large flipbook, students identify and examine elements of plot and characterization by pairing settings from the book with specific episodes and character responses to show how the plot unfolds and the characters change over time as well as the resolution of conflict.
- If the book you are reading with students features a variety of settings and episodes with characters that change over time, use the blank template to create a large flipbook that corresponds with your book 😊

Setting



Abigail, Tituba, and the other girls practice witchcraft and dance in the woods.



The woods

Parris sees the girls in the woods.



Character Responses

Character Responses

Setting



Betty's Bedroom

Betty lies unconscious and the girls try to understand about what is wrong with her.



The girls talk and say they do not want to be called witches.



Character Responses

Character Responses

Setting



Betty's Bedroom

Parris accuses the girls of using witchcraft



The girls accuse others of using witchcraft.



Character Responses

Character Responses

Setting



Proctor Home

Mary said Elizabeth was named in court.



Hale arrives and questions the Proctor's



Character Responses


Character Responses

Setting



Proctor Home

Hale finds the doll that Mary sewed for Elizabeth and arrests her.



John begs Mary to confess to save Elizabeth



Character Responses

Character Responses

Setting



Courtroom

Mary says they are pretending to be affected by witchcraft and Abigail says she is lying.



The girls pretend to be affected by witchcraft



Character Responses

Character Responses

Setting



Courtroom

John confesses to having an affair with Abigail



Elizabeth did not tell the court about the affair. Only that she feared John like Abigail.



Character Responses

Character Responses

Setting



Courtroom

Mary changes her mind and
blames John



John is arrested



Character Responses

Character Responses

Setting



The Jail

Elizabeth asks John to confess





John does not confess
because he says all he has
left is his name



Character Responses

Character Responses



Character Responses

Excited




Character Responses

Sick




Character Responses

Shocked




Character Responses

Scared



Character Responses

Angry



Character Responses

Ashamed



Character Responses

Lies




Character Responses

Confused



Character Responses

Accuses




Character Responses

Afraid



Character Responses

Upset



Character Responses

Lie




Character Responses

Ashamed




Character Responses

Fear




Character Responses

Protection



Character Responses

Angry



Character Responses

Love




Resolution

John and others are taken to the Gallows



Character Responses

Pride



Resolution

John and the other accused are hung



Place each setting and the corresponding episodes and character responses on the graphic organizer to show how the plot unfolds.

Setting	Episode	Character Response