



# Lab Safety




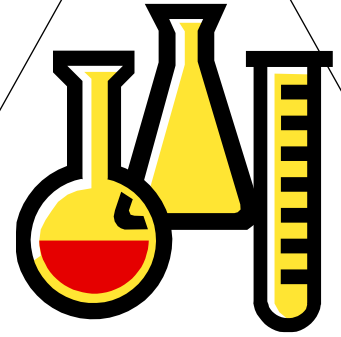
# Safety Symbols

- Fire Safety- a major concern in science lab. Use heat resistant gloves to pick up hot objects. Keep body parts and clothes away from heat source.



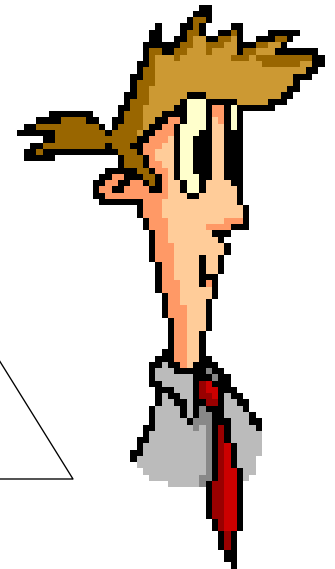
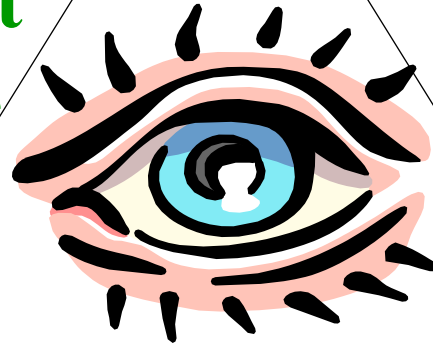

# Safety Symbols

- **Glassware Safety**-If not handled with care, glassware can cause serious harm.
- **Notify your teacher IMMEDIATELY** if you, or anyone else, breaks glassware.



# Safety Symbols

- Eye Safety- **Often labs require that you wear safety glasses/goggles. The purpose is to protect your eyes. If something should get into your eyes, make sure you let your teacher know.**



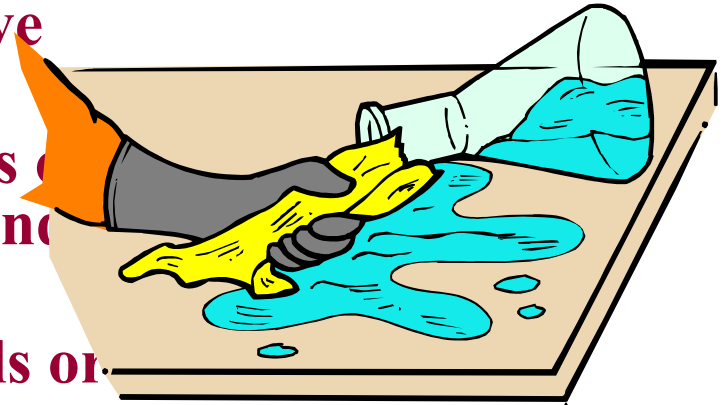
# Safety Symbols

- **Electrical Safety-Many labs involve the use of electrical devices.**
- **When (un)plugging an appliance, always hold the plug firmly by the insulating cover.**
- **NEVER unplug an appliance by pulling on its cord.**



# Safety Symbols

- **Chemical Safety-** Often labs involve the use of chemicals.
- Please be careful to keep chemicals off your skin and out of your mouth and eyes.
- **INFORM** your teacher of any spills or if you get anything on yourself.
- Never taste/smell the contents of a bottle in a science lab.
- If you are interested to smell a chemical, you should waft or gently wave the chemical fume towards your nose.




# Safety Symbols

- Animal Safety- Some labs require the use of animals in the science lab.
- Please be careful to keep from being bitten.
- Always treat animals respectfully



# Safety Symbols


- Sharp Objects  
Safety-Care must be taken when handling sharp objects
- Use caution when handing sharp objects to others
- Never run with sharp objects





# Safety Symbols

- Hand Safety-Use tongs, test tube holders or heat protective gloves when handling hot glassware
- Always wash hands after lab




# Safety Symbols

- Clothing Safety-  
Wear protective laboratory clothing when working with chemicals.
- Avoid wearing loose or flowing clothing (sleeves) during lab.



# Safety Symbols

- Plant Safety-In some lab situations you may have to work with plants. Always use gloves when touching the plants and never ingest plant parts.



# Safety Rules

- Safety is everyone's responsibility!
- Get your teacher's permission before beginning an experiment.
- **READ** the procedure carefully **BEFORE** you begin.
- If an accident occurs, tell your teacher **IMMEDIATELY!!**
- Wear goggles to protect your eyes.



# Safety Rules

- Tie long hair back
- No loose fitting clothing in lab
- No flowing sleeves
- No Eating/Drinking in Lab
- NO HORSEPLAY

MOST  
IMPORTANTLY  
FOLLOW  
DIRECTIONS

DON'T TAKE  
SHORTCUTS