

KINDERGARTEN

CLICK AHEAD TO SLIDE 2
TO NAVIGATE THROUGH
THE ACTIVITIES

SUMMER
STRETCH:
SO MANY
WAYS TO
LEARN



SUMMER STRETCH: KINDERGARTEN

DIRECTIONS: CLICK ON A LINK UNDER EACH CONTENT IMAGE TO ACCESS THIS WEEK'S ACTIVITIES

	Math	Reading	Science	SOCIAL SKILLS
Questions? Click HERE for contact info				
June 1 st – 5 th	<u>Week One</u>	<u>Week One</u>	<u>Week One</u>	<u>Week One</u>
June 8 th – 12 th	<u>Week Two</u>	<u>Week Two</u>	<u>Week Two</u>	<u>Week Two</u>
June 15 th – 19 th	<u>Week Three</u>	<u>Week Three</u>	<u>Week Three</u>	<u>Week Three</u>
June 22 nd – 26 th	<u>Week Four</u>	<u>Week Four</u>	<u>Week Four</u>	<u>Week Four</u>
June 29 th – July 3 rd	<u>Week Five</u>	<u>Week Five</u>	<u>Week Five</u>	<u>Week Five</u>
Thank you for your participation in Summer Stretch these past few weeks. Let us know about your participation in Summer Stretch by responding to the <u>Summer Stretch Participation Survey</u> (click to access between June 29 th – July 17 th).				
July 6 th – 10 th	<u>Week Six</u>	<u>Week Six</u>	<u>Week Six</u>	<u>Week Six</u>



WEEK 1: KINDERGARTEN SUMMER LEARNING

MATH: FLUENCY WITHIN 5



[BACK TO HOME PAGE](#)


DIRECTIONS:

Click on the title to link to the Investigations activity.


In the Investigations, use the Directions tab to know how to complete the activity.

Investigation #1: Fill the Treasure Chest

Fill the Treasure Chest
Deal a card and solve to find how many pennies to place in the treasure chest.




3 + 1




Start Over

Investigation #2: Race to the Sun

Race to the Sun
Deal a card and solve. Move your bear that many spaces.



5 - 3





WEEK 1: KINDERGARTEN SUMMER LEARNING

READING: CLEAN TEETH ARE HAPPY TEETH



DIRECTIONS: Complete the reading and learning experience within one column each time you do an activity.

[BACK TO HOME PAGE](#)

FIRST, LEARN BY READING


OPTION 1: VIDEO & VOCABULARY

FIRST: Click on the image to access *How to Have a Healthy Smile*.




OPTION 2: FICTION STORY

FIRST: Click on the book picture to access *Open Wide: Tooth School Inside*.



OPTION 3: NON-FICTION TEXT

FIRST: Click on the book picture to access *Take Care of Your Teeth*.



OPTION 4: YOU CHOOSE

FIRST: Click on the book pictures to access *BookFlix!*



Username: Learning20
& Password: Clifford

Before you watch the video,



- **READ** the key words.
- Answer the 5 questions on the **Quiz Whiz** to see what you already know about taking care of your teeth.

NOTE: *BookFlix!* Username: Learning20 & Password: Clifford

- Watch the story *Open Wide: Tooth School Inside* (19:17).
- Complete the [Which Came First?](#) activity.

- Read the book *Take Care of Your Teeth*.
- Complete the [Word Match](#) activity.

- Watch the story *Open Wide: Tooth School Inside* OR read the book *Take Care of Your Teeth*.
- Complete the [Fact or Fiction?](#) Activity.

THEN —> LEARN BY THINKING

FYI: Free access to *Watch & Learn Library* and *BookFlix!* Expires June 30th.

NEXT: Watch the video (2:05)

- Answer the **Quiz Whiz** again to see what you learned about taking care of your teeth.
- Complete the [My Video Predictions](#) Think Sheet.

LEARN BY TALKING

NEXT: Learn by Talking
What part of the story surprised you the most?
Talk about it with a grownup.

LEARN BY WRITING

NEXT: Learn by Writing
What is one new thing that you learned from what you read?
Write or draw about it.

LEARN BY DOING

NEXT: Learn by Doing
Brushing BIG Teeth
(Health Activity)
Click [HERE](#) for directions.



WEEK 1: KINDERGARTEN SUMMER LEARNING

SCIENCE: LIVING THINGS: PLANTS



BACK TO HOME PAGE

WHAT YOU WILL LEARN OR REVIEW:

Observe plants using your 5 senses.

All plants do not look the same.

COMPLETE THE ACTIVITIES IN ORDER	1. LEARN BY WATCHING	2. LEARN BY READING	3. LEARN BY DOING
CLICK THE LINK TO COMPLETE THE ACTIVITY	What Are Plants? Video	Watch the Story: Painting a Rainbow and Read the Book: It Could Still Be A Flower	Eating Plant Parts Activity

NOTE: Username: Learning20 Password: Clifford



WEEK 1: KINDERGARTEN SUMMER LEARNING

SOCIAL SKILLS: MOODS AND ATTITUDES – PART 1



BACK TO HOME PAGE

Video Link [HERE](#)



Part 1: Mojo's in a Mood

In Episode 1 “Mojo's in a Mood,” Mojo was in a mood and his friend Katie shared “moods come and go, it just takes time.”

1. How was Mojo feeling about the field trip? How do you know?
2. Have you ever been in a bad mood? What happened?
3. Let's name some feelings words that can help us name our moods. Do they all fit neatly into good or bad? Are there some words that are easier than others to sort?

Parent Connection: Discuss these questions with your child.

1. Share a good moment and a bad mood moment from today. What feelings words can you use to help you describe them? (Student and parents should both share!)
2. Why do you think your mood changed throughout the day?
3. Do you think it's possible to change your mood? Let's brainstorm some ways!



WEEK 2: KINDERGARTEN SUMMER LEARNING

MATH: COMPOSE & DECOMPOSE NUMBERS



[BACK TO HOME PAGE](#)

DIRECTIONS:

Click on the title to link to the Investigations activity.

In the Investigations, use the Directions tab to know how to complete the activity.

Investigation

#1:

Collect 15 Together

Collect 15 Together
Roll the dot cube. Drag that number of pennies to the gameboard.

1	2	3		

Start Over

Investigation

#2:

Collect 20 Together

Collect 20 Together
Roll the dot cube. Drag that number of pennies to the gameboard.

1	2	3	4	5
1				

Start Over



WEEK 2: KINDERGARTEN SUMMER LEARNING

READING: KIDS CAN BE HELPFUL



[BACK TO HOME PAGE](#)

DIRECTIONS: Complete the reading and learning experience within one column each time you do an activity.

FIRST,
LEARN
BY
READING




Username:
Learning20
& Password:
Clifford

OPTION 1: VIDEO & VOCABULARY

FIRST: Click on the image to access Kids Take Care.



Before you watch the video,



- **READ** the key words.
- Answer the 5 questions on the **Quiz Whiz** to see what you already know about how to be helpful.

OPTION 2: FICTION STORY

FIRST: Click on the book picture to access *The Red Hen*.



NOTE: *BookFlix!* Username: Learning20 & Password: Clifford

- Watch the story *The Red Hen* (6:46).
- Complete the [Which Came First?](#) activity.

OPTION 3: NON-FICTION TEXT

FIRST: Click on the book picture to access *This Is the Way We Help at Home*.



- Read the book *This Is the Way We Help at Home*.
- Complete the [Word Match](#) activity.

OPTION 4: YOU CHOOSE

FIRST: Click on the book pictures to access *BookFlix!*



- Watch the story *The Red Hen* OR read the book *This Is the Way We Help at Home*.
- Complete the [Fact or Fiction?](#) activity.

THEN → **LEARN BY THINKING**

FYI: Free access to *Watch & Learn Library* and *BookFlix!* Expires June 30th.

NEXT: Watch the video (1:35)

- Answer the **Quiz Whiz** again to see what you learned about how to be helpful.
- Complete the [My Video Review](#) Think Sheet

LEARN BY TALKING

NEXT: Learn by Talking
Turn to a page in the book.
Tell a grownup what is happening in the picture.

LEARN BY WRITING

NEXT: Learn by Writing
What is something you learned from this book that surprised you?
Write about it.

LEARN BY DOING

NEXT: Learn by Doing
I'm a Big Helper
(Drawing Activity)
Click [HERE](#) for directions.



WEEK 2: KINDERGARTEN SUMMER LEARNING SCIENCE: LIFE CYCLES- ANIMAL BABIES



BACK TO HOME PAGE

WHAT YOU WILL LEARN OR REVIEW:

Animals can be alike and different in many ways.

COMPLETE THE ACTIVITIES IN ORDER	1. LEARN BY WATCHING	2. LEARN BY READING	3. LEARN BY DOING
CLICK THE LINK TO COMPLETE THE ACTIVITY	Taking Care of a Baby Video	Watch the Story: Is Your Mama a Llama and Read the Book: Animal Babies	Comparing Kids and Adults Activity

NOTE: Username: Learning20 Password: Clifford



BACK TO HOME PAGE

WEEK 2: KINDERGARTEN SUMMER LEARNING

SOCIAL SKILLS: MOODS AND ATTITUDES – PART 2



Video Link [HERE](#)

Episode 2: A Bad Mood Storm

In Episode 2 “A Bad Mood Storm,” Mojo learns what it means to be a pilot of his emotions rather than to choose to complain about the weather.

1. What does it mean to be the pilot of your own emotions?
2. What does the bus driver mean when he says, “you could sit there and complain about the weather, but you have a choice”?
3. Think about a time you were in a bad mood. What did you do to steer yourself up into sunnier skies or down deeper into the storm?

Parent Connection: Discuss these questions with your child.

1. What does it mean to be a pilot of your own emotions?
2. Share about a time you were in a bad mood.
3. What choice did you make? Did you steer above the bad weather or go down deeper into the storm?



WEEK 3: KINDERGARTEN SUMMER LEARNING

MATH: TEEN NUMBERS



[BACK TO HOME PAGE](#)

DIRECTIONS:

Click on the title to link to the Investigations activity.

In the Investigations, use the Directions tab to know how to complete the activity.

Investigation

#1:

Build It, Then Race to the Top

Build It, Then Race to the Top
Drag pennies to build numbers on the Ten Frame.
Scroll down to record each number.

The screenshot shows the activity interface. At the top, there are two buttons: "Ten Cards" and "Ten Frame Cards". Below these are two ten frames. The first ten frame is filled with 10 red dots. The second ten frame is filled with 4 red dots. Below the ten frames are two ten frames filled with pennies. The first ten frame is filled with 10 pennies. The second ten frame is filled with 4 pennies. A "Start Over" button is located at the bottom left.

Investigation

#2:

Build It: Teen Numbers

Build It: Teen Numbers
Drag pennies to build numbers on the Ten Frame.
Scroll down to record each number.

The screenshot shows the activity interface. At the top, there are two buttons: "Teen Number Cards" and "Ten Frame Cards". Below these is a card with the number "15". Below the card are two ten frames. The first ten frame is filled with 10 pennies. The second ten frame is filled with 5 pennies. A "Start Over" button is located at the bottom left.



WEEK 3: KINDERGARTEN SUMMER LEARNING

READING: THE OCEAN – WHAT LIVES THERE?



DIRECTIONS: Complete the reading and learning experience within one column each time you do an activity.

[BACK TO HOME PAGE](#)

FIRST, LEARN BY READING	OPTION 1: VIDEO & VOCABULARY	OPTION 2: FICTION STORY	OPTION 3: NON-FICTION TEXT	OPTION 4: YOU CHOOSE
 <p>Username: Learning20 & Password: Clifford</p>	<p>FIRST: Click on the image to access <i>Oceans of Life</i>.</p> 	<p>FIRST: Click on the book picture to access <i>Peanut Butter and Jellyfish</i>.</p> 	<p>FIRST: Click on the book picture to access <i>My Home in the Water</i>.</p> 	<p>FIRST: Click on the book pictures to access <i>BookFlix!</i></p> 
<p>NOTE: <i>BookFlix!</i> Username: Learning20 & Password: Clifford</p>				
<p>Before you watch the video,</p>   <ul style="list-style-type: none"> • READ the key words. • Answer the 5 questions on the Quiz Whiz to see what you already know about <u>the ocean</u>. 	<ul style="list-style-type: none"> • Watch the story <i>Peanut Butter and Jellyfish</i>. (7:30) • Complete the Which Came First? activity. 	<ul style="list-style-type: none"> • Read the book <i>My Home in the Water</i>. • Complete the Word Match activity. 	<ul style="list-style-type: none"> • Watch the story <i>Peanut Butter and Jellyfish</i> OR read the book <i>My Home in the Water</i>. • Complete the Fact or Fiction? activity. 	
<p>THEN →</p>	<p>LEARN BY THINKING</p>	<p>LEARN BY TALKING</p>	<p>LEARN BY WRITING</p>	<p>LEARN BY DOING</p>
<p>FYI: Free access to <i>Watch & Learn Library</i> and <i>BookFlix!</i> Expires June 30th.</p>	<p>NEXT: Watch the video (2:33)</p> <ul style="list-style-type: none"> • Answer the Quiz Whiz again to see what you learned about <u>the ocean</u>. • Complete the Draw What You Saw Think Sheet 	<p>NEXT: Learn by Talking</p> <p>Think of someone you know who would like this book. Why would they like it? Talk to a grownup about it.</p>	<p>NEXT: Learn by Writing</p> <p>What is one question you would like to ask the author of this book? Write it.</p>	<p>NEXT: Learn by Doing</p> <p><i>Ocean Craft (Art Activity)</i></p> <p>Click HERE for directions.</p>



WEEK 3: KINDERGARTEN SUMMER LEARNING

SCIENCE: THE MOON



BACK TO HOME PAGE

WHAT YOU WILL LEARN OR REVIEW:

Sometimes the moon can be seen at night and sometimes it can be seen in the day.
There is a pattern of the day and night sky.

COMPLETE THE ACTIVITIES IN ORDER	1. LEARN BY WATCHING	2. LEARN BY READING	3. LEARN BY DOING
CLICK THE LINK TO COMPLETE THE ACTIVITY	What's in the Night Sky? Video	Watch the Story: Happy Birthday Moon and Read the Book: The Moon	Make Moon Craters Activity

NOTE: Username: Learning20 Password: Clifford



BACK TO HOME PAGE

WEEK 3: KINDERGARTEN SUMMER LEARNING

SOCIAL SKILLS: MOODS AND ATTITUDES – PART 3



Video Link [HERE](#)

Episode 3: What Can You Control

In Episode 3, “What Can You Control,” Mojo learns an important lesson from Amelia Earhart about recognizing his attitude and focusing on the things he can control.

1. How does Mojo check his attitude indicator?
2. If you’re in a bad mood, how can you steer your plane into a good mood?
3. You may not be able to control what happens to you, but what can you control?

Parent Connection: Discuss these questions with your child.

1. When you’re in a bad mood, what can you do to help improve your situation?
2. You may not be able to control what happens to you, but what can you control?
3. Together, come up with some strategies to help you recognize when you need to check-in on your mood and take control of the things you can change.



WEEK 4: KINDERGARTEN SUMMER LEARNING

MATH: COMPARE NUMBERS



[BACK TO HOME PAGE](#)

DIRECTIONS:

Click on the title to link to the Investigations activity.

In the Investigations, use the Directions tab to know how to complete the activity.

Investigation #1: Compare

Compare
Decide whose card shows more.

Primary Number Cards
Wild Cards

Player 1
5
Player 1 Collection Box

Player 2
6
Player 2 Collection Box

Investigation #2: Double Compare

Double Compare
Decide whose cards have the greater total.

Primary Number Cards
Wild Cards

Player 1
2 10
Player 1 Collection Box

Player 2
8 7
Player 2 Collection Box



WEEK 4: KINDERGARTEN SUMMER LEARNING

READING: NO MORE GERMS! STAY CLEAN!



DIRECTIONS: Complete the reading and learning experience within one column each time you do an activity.

[BACK TO HOME PAGE](#)

FIRST,
LEARN
BY
READING



Username:
Learning20
& Password:
Clifford

OPTION 1: VIDEO & VOCABULARY

FIRST: Click on the image to access No More Germs!




Before you watch the video,



- **READ** the key words
- Answer the 5 questions on the **Quiz Whiz** to see what you already know about staying clean.

OPTION 2: FICTION STORY

FIRST: Click on the book picture to access *Harry the Dirty Dog*.



NOTE: *BookFlix!* Username: Learning20 & Password: Clifford

- Watch the story *Harry the Dirty Dog*. (9:47)
- Complete the [Which Came First?](#) activity.

OPTION 3: NON-FICTION TEXT

FIRST: Click on the book picture to access *Keeping Clean*.



- Read the book *Keeping Clean*.
- Complete the [Word Match](#) activity.

OPTION 4: YOU CHOOSE

FIRST: Click on the book pictures to access *BookFlix!*



- Watch the story *Harry the Dirty Dog* **OR** read the book *Keeping Clean*.
- Complete the [Fact or Fiction?](#) Activity.

THEN → **LEARN BY THINKING**

- NEXT:** Watch the video (2:00)
- Answer the **Quiz Whiz** again to see what you learned about staying clean.
 - Complete the [My Video Review](#) Think Sheet.

FYI: Free access to *Watch & Learn Library* and *BookFlix!* Expires June 30th.

LEARN BY TALKING

NEXT: Learn by Talking
A character is someone in a story and can be a person or an animal. Describe your favorite character from the story. What do you like most about them? Talk about it with a grownup.

LEARN BY WRITING

NEXT: Learn by Writing
If you could recommend this book to someone, who would it be? Write about why they should read it.

LEARN BY DOING

NEXT: Learn by Doing
Make Bubbles (Science Activity)
Click [HERE](#) for directions.



WEEK 4: KINDERGARTEN SUMMER LEARNING

SCIENCE: SOUND AND MUSIC



BACK TO HOME PAGE

WHAT YOU WILL LEARN OR REVIEW:

Recognize the sense of sound.

Understand that our ears help us hear sound.

COMPLETE THE ACTIVITIES IN ORDER	1. LEARN BY WATCHING	2. LEARN BY READING	3. LEARN BY DOING
CLICK THE LINK TO COMPLETE THE ACTIVITY	What's That Sound? Video	Watch the Story: Zin! Zin! Zin! A Violin and Read the Book: All About Sound	Listening Ears Activity

NOTE: Username: Learning20 Password: Clifford



WEEK 4: KINDERGARTEN SUMMER LEARNING

SOCIAL SKILLS: RESPECT – PART 1



BACK TO HOME PAGE

Video Link [HERE](#)



Episode 1: The Very Important Monster

In Episode 1, “The Very Important Monster,” Mojo is chosen as the Very Important Monster of the week, but the special title changes how he acts towards his friends.

1. Why did Katie show Mojo the special VIM mirror?
2. Think of a time someone treated you the way Mojo treated his friends. How did it make you feel?
3. Was Mojo not being respectful? Is that different from being mean?

Parent Connection: Discuss these questions with your child.

1. What differences and similarities are there between not being respectful and being mean?
2. Share about a time someone treated you the way Mojo treated his friends. What did you do?
3. It can be difficult to recognize when you’re not being respectful. What are some strategies you can use to keep yourself in check?



WEEK 5: KINDERGARTEN SUMMER LEARNING

MATH: REPRESENT ADDITION WITH OBJECTS



[BACK TO HOME PAGE](#)

DIRECTIONS

Click on the title to link to the Investigations activity.

In the Investigations, use the Directions tab to know how to complete the activity.

Investigation #1: Build On

Build On
Use the cards and the dot cube to choose numbers.
Drag pennies to build the number on the Ten Frame.

Primary Number Cards
Wild Cards

6

Start Over

The screenshot shows a 'Build On' activity interface. It includes a 'Primary Number Cards' button, a 'Wild Cards' button, a card with the number '6', a 'Start Over' button, and a ten frame with six pennies placed in the top row and the first three cells of the bottom row.

Investigation #2: Toss 10 Chips

Toss 10 Chips
Always choose 10 counters. Record the number of red and yellow counters for each toss.

Total Number: 10

Red	Yellow

Counters 11 Toss

The screenshot shows a 'Toss 10 Chips' activity interface. It includes a 'Toss 10 Chips' button, a 'Total Number: 10' input field, a table with 'Red' and 'Yellow' columns, and a 'Counters 11 Toss' button. The table has six rows for recording data.

Investigation #3: How Many to 10?

How Many to 10?
Deal a card and figure out how many dots. Then figure out how many more dots are needed to get to 10. Then complete the equation.

Ten Frame Cards

How Many to 10? Recording Sheet

_____ + _____ = 10

The screenshot shows a 'How Many to 10?' activity interface. It includes a 'Ten Frame Cards' button, a ten frame with four red dots, and a 'How Many to 10? Recording Sheet' section with two ten frames and two equations: _____ + _____ = 10.



WEEK 5: KINDERGARTEN SUMMER LEARNING

READING: FUN WITH PETS



[BACK TO HOME PAGE](#)

DIRECTIONS: Complete the reading and learning experience within one column each time you do an activity.

	OPTION 1: VIDEO & VOCABULARY	OPTION 2: FICTION STORY	OPTION 3: NON-FICTION TEXT	OPTION 4: YOU CHOOSE
FIRST, LEARN BY READING				 
	<p>FIRST: Click HERE to open <i>The Best Pet</i> tutorial. Watch slides 1-4 to review the vocabulary term (<i>opinion</i>).</p>	<p>FIRST: LISTEN and VIEW the first half of the story Me and My Cat. (0:00 – 3:33)</p>	<p>FIRST: Think about some different animals that people have as pets. Read the book Pets to see examples of a few.</p>	<p>Watch the story Me and My Cat OR read the book Pets.</p>
THEN	LEARN BY THINKING	LEARN BY TALKING	LEARN BY WRITING	LEARN BY DOING
	<p>NEXT: Complete The Best Pet tutorial. (slides 5 – 15)</p> <p>THINK: In your opinion, what is the best pet to have? Why?</p>	<p>NEXT: Learn by Talking</p> <p>What do you think has happened? Do you think this would be a fun experience to have with your pet? Why or why not?</p> <p>LISTEN and VIEW the second half of the story. (3:33 -5:31)</p>	<p>NEXT: Learn by Writing</p> <p>Write a new page to the book <i>Pets</i>. Use the writing structure: Here is a _____. Include a picture to match the text.</p>	<p>NEXT: Learn by Doing</p> <p>The word <i>pet</i> belongs to the <i>-et</i> word family. Watch the Word Family Fun video. Then engage in the Word Family Fun phonics activity.</p>



WEEK 5: KINDERGARTEN SUMMER LEARNING

SCIENCE: PUSHES AND PULLS



BACK TO HOME PAGE

WHAT YOU WILL LEARN OR REVIEW:

A push or pull can change the way an object moves.

COMPLETE THE ACTIVITIES IN ORDER	1. LEARN BY WATCHING	2. LEARN BY READING	3. LEARN BY DOING
CLICK THE LINK TO COMPLETE THE ACTIVITY	Pushes and Pulls Video	Pushes and Pulls Reading Material	Make Your Own Mini-Golf Course

NOTE: After clicking the video link above, select "TRY IT FREE" in the upper right-hand of your screen. Then click "STUDENT" to watch the entire video. Be sure to only watch the video ONE time, because Generation Genius limits your access to 5 free views.



WEEK 5: KINDERGARTEN SUMMER LEARNING

SOCIAL SKILLS: RESPECT – PART 2



BACK TO HOME PAGE

Video Link [HERE](#)



Episode 2: Respect Takes Time

In Episode 2, “Respect Takes Time,” Mojo plans to do a good deed for each of his friends to get what he wants, but is he missing something important?

1. What does it mean to be disrespectful? What does it mean to be respectful?
2. Why didn’t Mojo’s plan work? What could he do differently?
3. What does Katie mean when she says, “You have to be respectful in the long run, you need to give it time”?

Parent Connection: Discuss these questions with your child.

1. What are some examples of being respectful?
2. What was wrong with Mojo’s plan? What would you do differently?
3. Brainstorm some ways you can practice being respectful at home!



WEEK 6: KINDERGARTEN SUMMER LEARNING

MATH: REPRESENT SUBTRACTION WITH OBJECTS



[BACK TO HOME PAGE](#)

DIRECTIONS:

Click on the title to link to the Investigations activity.

In the Investigations, use the Directions tab to know how to complete the activity.

Investigation #1: One More One Less

One More, One Less
Drag pennies to build numbers that are 1 more or 1 less than the number on the card. Scroll down to record each turn.

The interface for Investigation #1 shows a 'Primary Number Cards' deck, a 'Wild Cards' button, a card with the number 5, and a '+1' button. Below is a ten frame with five pennies in the top row and one penny in the bottom-left cell. A 'Start Over' button is at the bottom.

Investigation #2: Build and Remove

Build and Remove
Use the cards and the counters to build numbers on the Ten Frame. Roll the dot cube to remove a number of counters. Scroll down to record an equation for each turn.

The interface for Investigation #2 shows a 'Primary Number Cards' deck, a 'Wild Cards' button, a card with the number 8, and a yellow dot cube. Below is a ten frame with eight red counters. A 'Remove' button is to the right of the ten frame. A 'Start Over' button is at the bottom.



WEEK 6: KINDERGARTEN SUMMER LEARNING

READING: BEES ARE BUZZING



[BACK TO HOME PAGE](#)

DIRECTIONS: Complete the reading and learning experience within one column each time you do an activity.

	OPTION 1: VIDEO & VOCABULARY	OPTION 2: FICTION STORY	OPTION 3: NON-FICTION TEXT	OPTION 4: YOU CHOOSE
FIRST, LEARN BY READING				
	<p>FIRST: Click HERE to open the <i>Buzzing Details</i> tutorial. Watch slides 1-4 to review the vocabulary term (<i>nonfiction text, topic, question words who, what, where</i>).</p>	<p>FIRST: LISTEN and VIEW the first part of the story Please Please the Bees. (0:00 – 1:41)</p>	<p>FIRST: The first two activities were filled with buzzing bees! Read the book Let's Count Insects to see other insects.</p>	<p>Watch the story Please Please the Bees OR read the book Let's Count Insects.</p>
THEN	LEARN BY THINKING	LEARN BY TALKING	LEARN BY WRITING	LEARN BY DOING
	<p>NEXT: Complete the Buzzing Details tutorial. (slides 5 – 16)</p> <p>THINK: Think of a who, what, & where question you can ask about your family.</p>	<p>NEXT: Learn by Talking What do you think the bee wants to talk about with bear? LISTEN and VIEW the second part of the story to check your prediction. (1:41 – 4:24)</p>	<p>NEXT: Learn by Writing Choose one insect from the book. Write a page for the text that describes the insect in another way besides just the number. (For example, I see colorful butterflies.)</p>	<p>NEXT: Learn by Doing Just like you counted the insects in the text <i>Let's Count the Insects</i>, do the Clap Word Parts activity to count syllables in words.</p>



WEEK 6: KINDERGARTEN SUMMER LEARNING

SCIENCE: THE FIVE SENSES



BACK TO HOME PAGE

WHAT YOU WILL LEARN OR REVIEW:

Recognize all 5 senses.

Know the parts of your body that help you with your 5 senses.

COMPLETE THE ACTIVITIES IN ORDER	1. LEARN BY WATCHING	2. LEARN BY READING	3. LEARN BY DOING
CLICK THE LINK TO COMPLETE THE ACTIVITY	Your 5 Senses Video	Your 5 Senses Reading Material	DIY Scratch and Sniff Activity

NOTE: After clicking the video link above, select "TRY IT FREE" in the upper right-hand of your screen. Then click "STUDENT" to watch the entire video. Be sure to only watch the video ONE time, because Generation Genius limits your access to 5 free views.



WEEK 6: KINDERGARTEN SUMMER LEARNING

SOCIAL SKILLS: RESPECT – PART 3



BACK TO HOME PAGE

Video Link [HERE](#)



Episode 3: The Golden Rule

In Episode 3, “The Golden Rule,” Mojo learns about the golden rule, and with time, sees his piggy bank grow!

1. Mojo thinks he needs VIM title to be respected. What do you think?
2. What does Katie mean when she says, “but if you treat everyone the way you want to be treated, your piggy bank will get bigger over time”?
3. How is your “piggy bank” looking, and when did you last add to it?

Parent Connection: Discuss these questions with your child.

1. What does it mean to add to your piggy bank, and how do you do it?
2. What is the Golden Rule?
3. Share about the last time you added to your piggy bank.



WITH QUESTIONS, FEEL FREE TO CONTACT:



BACK TO HOME PAGE

CONTENT

TECHNOLOGY

With questions or for support regarding the content of Summer Stretch, please contact Joyce Hunter.

If you encounter technical difficulties with district-provided devices or hotspots, please contact the TSS at your home school.



Joyce Hunter
Elementary Instructional Services
Executive Secretary
P: 904-547-7541
Joyce.Hunter@stjohns.k12.fl.us

Technology Support Service (TSS)
for **your child's school**
Click below for a school list so you can access contact information for **your child's school**
<https://www.stjohns.k12.fl.us/schools/>

NOTE: Make sure to leave a message and someone will get back with you to provide support.

