

name _____

Addition to 10

BUGGY ADDITION

Use the cutouts to help solve the problems.

$3 + 3 = \underline{\hspace{2cm}}$

$4 + 2 = \underline{\hspace{2cm}}$

$4 + 1 = \underline{\hspace{2cm}}$

$5 + 3 = \underline{\hspace{2cm}}$

$3 + 4 = \underline{\hspace{2cm}}$

$4 + 4 = \underline{\hspace{2cm}}$

$5 + 2 = \underline{\hspace{2cm}}$

$5 + 5 = \underline{\hspace{2cm}}$

$6 + 3 = \underline{\hspace{2cm}}$

$2 + 6 = \underline{\hspace{2cm}}$



$2 + 4 = \underline{\hspace{2cm}}$

$1 + 4 = \underline{\hspace{2cm}}$

$4 + 1 = \underline{\hspace{2cm}}$

$2 + 5 = \underline{\hspace{2cm}}$

©SIMPLY Kinder


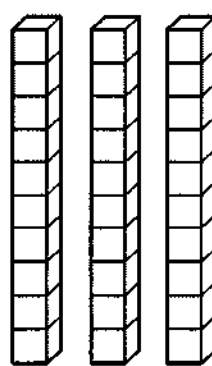

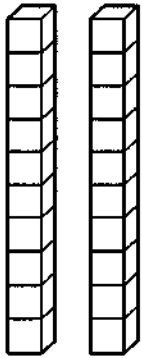
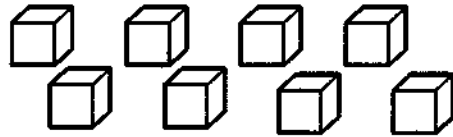

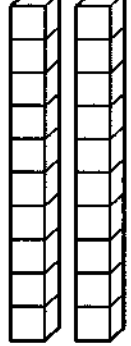

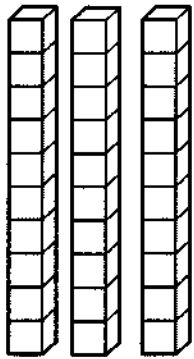

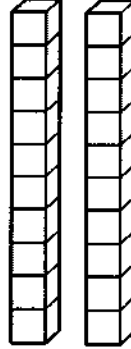



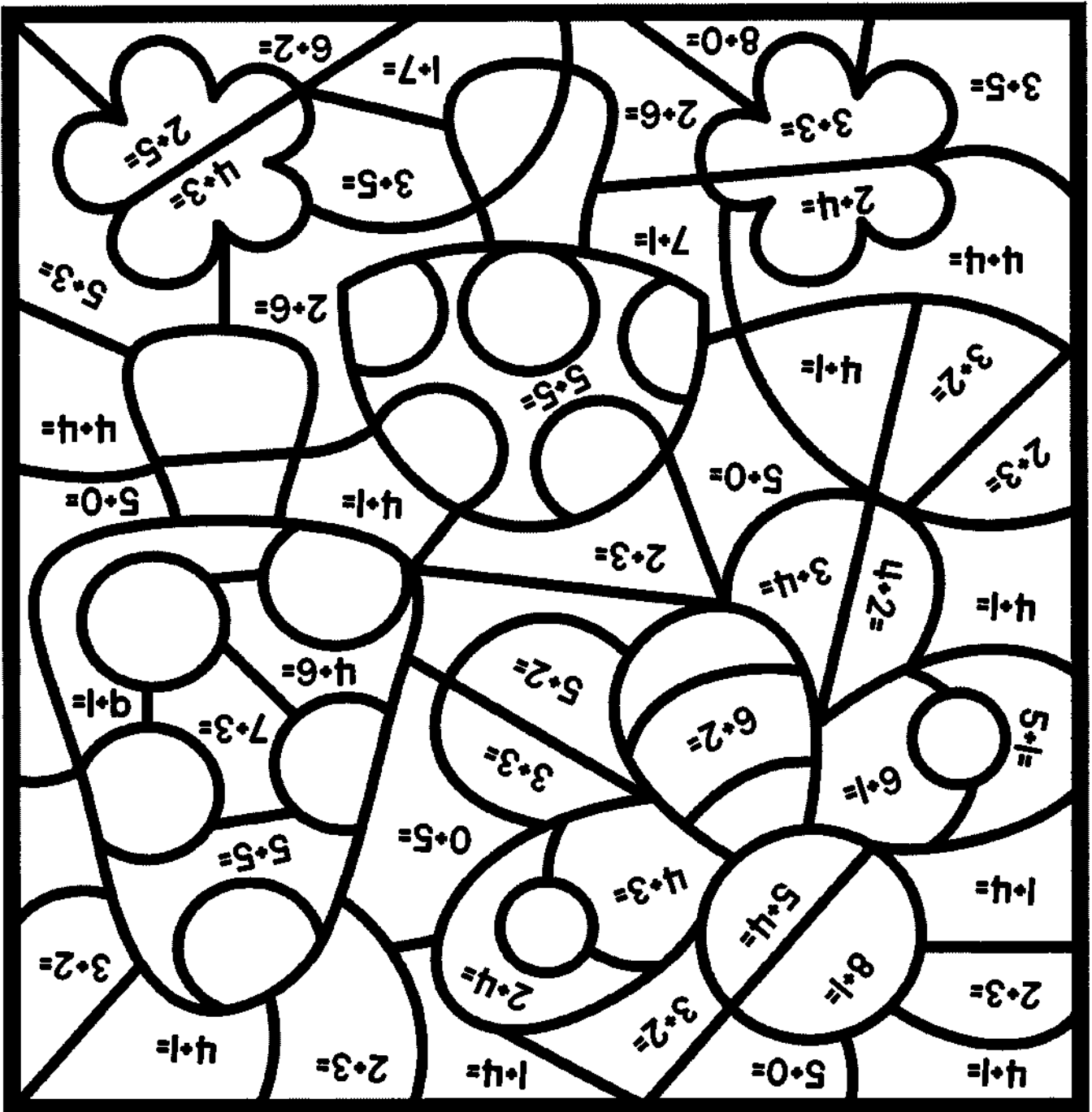
name _____

©SIMPLY Kinder

BASE TEN FLOWERS

Count the base ten blocks and write the number in the flowers.





SPRING COLOR BY CODE


name

Sums to 10 ©SIMPLY Kinder


FLOWER ADDITION

Write the number on the picture and then color them.


2

+3


4

+4


5

+3


7

+1


5

+4


6

+2


4

+3


6

+3


3

+3


4

+2

9

+1

7

+2

My Pet's Leg

This is my pet. She is in her nest. Her leg is not the best. She has to rest her leg in her nest. It is her bed. She likes her nest.



Answer the questions in complete sentences.

1. Why is the pet in the nest?

2. What does the pet do in the nest?

name _____

©SIMPLY kinder

WRITE THE SENTENCE

Write a sentence for the word cards and draw a small picture.

7

8

9

10

11

12

name _____

©SIMPLY Kinder

WRITE THE SENTENCE

Write a sentence for the word cards and draw a small picture.

1

2

3

4

5


6

name

SIMPLYkinder Build-A-Word




--	--	--



--	--	--



--	--	--



--	--	--



--	--	--

p

a

u

h

c

e

i

o

e

g

d

t

g

p

t

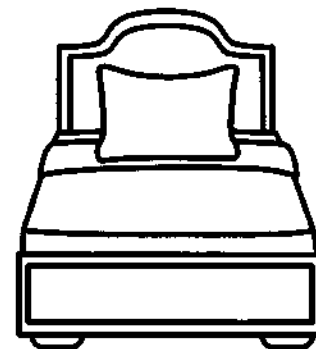



n

name _____

©SIMPLY kinder

WRITE THE WORD

Write the words for the cards.



1

2

3

4

5

6

7

8

9


10

11

12

PICTURE CARDS

dog, sun, fox, bus, bug, net,
bat, box, bed, leg, cat, pig



ride

around

know

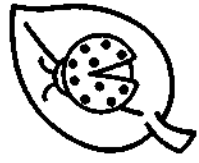
right

where

every

from

pretty



$$3+1$$

4



$$7+0$$

7



$$2+3$$

5



$$5+5$$

10



$$9+1$$

10



$$3+6$$

9



$$8+2$$

10



$$3+3$$

6




SEND HOME CENTERS

Create this game to play with your student at home.
Store in a baggie and save to play throughout the year.

LADYBUG ADDITION

Choose an addition problem. Find the sum and put the puzzle together.



©SIMPLYkinder

To prep this game:

Cut and color the center. Store in a plastic bag and play all week.



$$5 + 1$$

6



$$4 + 3$$

7



$$3 + 0$$







3



$$6 + 2$$

8





SEND HOME CENTERS

Create this game to play with your student at home.
Store in a baggie and save to play throughout the year.

RAINBOW CVC



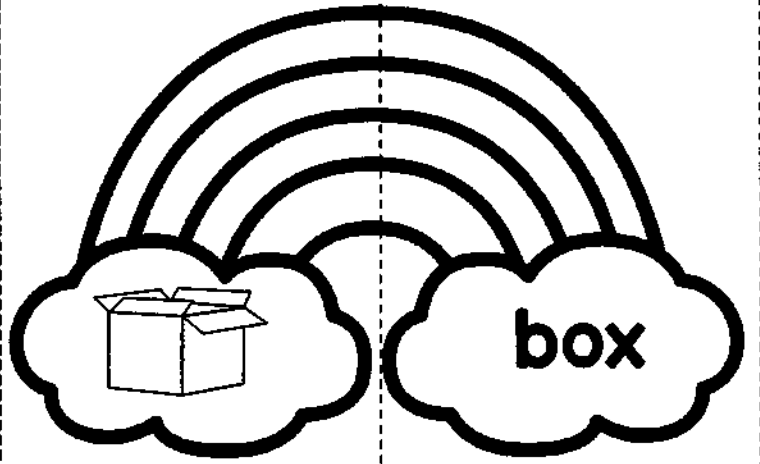



Match the
rainbow halves so
the picture and
word are the
same.

©SIMPLYkinder

To prep this game:

Cut and color the center.
Store in a plastic bag and
play all week.



Looks like you are going to be learning at home! Exciting!

①

Here are a few tips:

- Do your best to follow the plans but adjust as needed.
- Revisit some activities like decoding passages.
- You may have received recording pages. If not, just use blank paper and number it for your student.

HOW TO WORK WITH YOUR STUDENT:

READ: This is a time to read to your child. Read one of the Little Reading A-Z books. Use this time to listen to your child read and help them with any words they may not know or struggle with.

SIGHT WORDS: We gave you a set of flashcards. These are the words to practice with your student. Each day is a different activity. Do your best to do those activities or switch them to something different.

Review (just flash the cards).

Rainbow write (write the word one time in one color and another time on top with color two, etc.)

Write sentences (write a sentence using the word).

Sensory play (write the word in a tray of rice or in the sand).

WATCH: Find the video on YouTube and watch it together. Search the title of the video and you should find it.

JOURNALING: Take a blank or lines piece of paper and have your student write a story. Draw a line in the middle. The picture goes on top and the story goes on bottom. Do the picture first to plan. Add labels. Now the story. Think of a sentence for the picture. Keep it simple. Count how many words are in that sentence. Take the first word and sound it out. Your students should spell the sounds they hear not the letters we know unless it's a sight word. After you are done writing, reread the sentence.

WORD CARDS: For fun, place them (or hide them) and have your child find them.

SEND HOME CENTERS: Color, cut, and glue these games together. Play them throughout the week.

COUNT ALOUD & WRITE NUMBERS: Count to 120. On a blank paper, write your numbers as high as you can. The next day, try to write them a little bit higher.

Thank you.



name: _____

week of: Week #1

SEND HOME SUB PLANS

Please follow these plans to work with your child.

* More detailed directions are on the back. *

INITIAL	LITERACY	MATH
DAY 1	<ul style="list-style-type: none">○ Read one of your Reading A-Z Little books or a book from home○ Sight Words: flash card review○ Watch: Learn to Read One Syllable Words○ Practice: Write the words for the picture cards○ Journal: write about playing in the rain <p>* Play all week: Rainbow CVC</p>	<ul style="list-style-type: none">○ Watch: Let's Get Fit Counting○ Count aloud to 100 and write numbers as high as you can○ Printable: Flower Addition* Play all week: Ladybug Addition
DAY 2	<ul style="list-style-type: none">○ Read one of your Reading A-Z Little books or a book from home○ Sight Words: rainbow write the words○ Watch: Stretchy the Word Snake○ Practice: Build a Word printable○ Journal: write about a spring	<ul style="list-style-type: none">○ Watch: Add Like A Pirate○ Count aloud to 100 and write numbers as high as you can○ Printable: Spring Color By Code (2 Days)
DAY 3	<ul style="list-style-type: none">○ Read one of your Reading A-Z Little books or a book from home○ Sight Words: write the room (see directions)○ Watch: Phonics Part 1 (short vowels, consonants, CVC, more)○ Practice: write a sentence for the picture cards (1-6)○ Journal: write about a tree	<ul style="list-style-type: none">○ Watch: The Big Numbers Song○ Count aloud to 100 and write numbers as high as you can○ Printable: Spring Color By Code (2 Days)
DAY 4	<ul style="list-style-type: none">○ Read one of your Reading A-Z Little books or a book from home○ Sight Words: sensory play○ Watch: The CVC Word Song○ Practice: write a sentence for the word cards (7-12)○ Journal: write about a spring flower	<ul style="list-style-type: none">○ Watch: I Can Count Numbers in Many Ways○ Count aloud to 100 and write numbers as high as you can○ Printable: Base 10 Flowers
DAY 5	<ul style="list-style-type: none">○ Read one of your Reading A-Z Little books or a book from home○ Sight Words: write the words in sentences○ Watch: Everybody's Reading Now○ Practice: The Pet's Leg Printable○ Journal: write about a duck	<ul style="list-style-type: none">○ Watch: Let's Learn Our Addition Facts○ Count: aloud to 100 and write numbers as high as you can○ Printable: Buggy Addition