

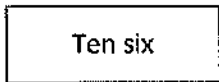



GK-M5-Lesson 8

Use your materials to show each number as 10 ones and some more ones. Use your 5-groups way of drawing.



I know 14 is 10 and 4. I can use pennies to show 14. I put down 10 pennies the 5-group way. That's easy. 5 and 5 makes 10. Then I just put 4 more. I can draw a picture of my pennies.

Ten six is the Say Ten counting way to say 16. This time I can use cereal to show 16. I can draw 16 circles to show how I arrange my o-shaped cereal. I see 10 ones and 6 more ones. I count them like this: ten 1, ten 2, ten 3, ten 4, ten 5, ten 6. I did it right!