
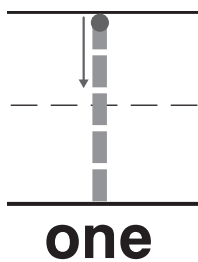
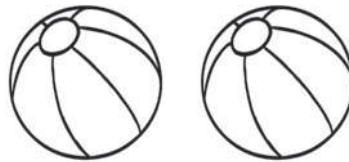
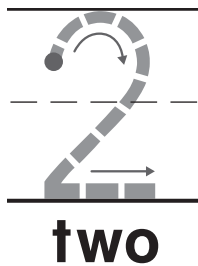
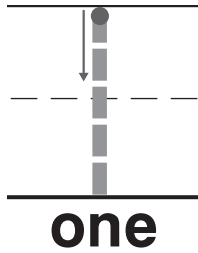



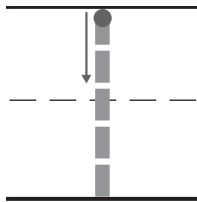
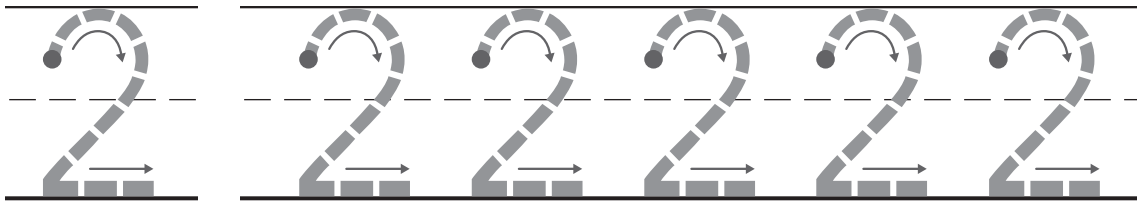
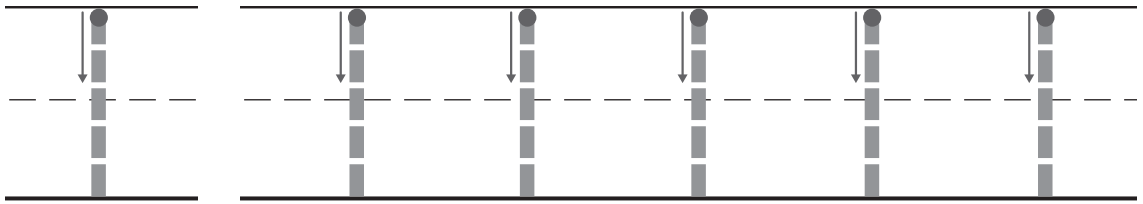
Model and Count 1 and 2

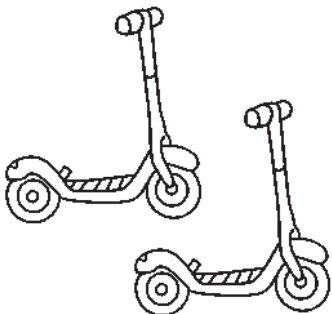


DIRECTIONS Draw a dot on each toy as you count. Use cubes to show the number of objects. **1.** Say the number. Trace the number and the cube. **2–3.** Say the number. Trace the number. Draw the cubes.

Name _____

Read and Write 1 and 2

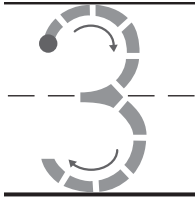






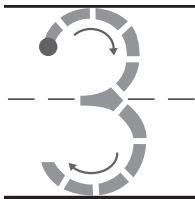
DIRECTIONS 1–2. Say the number. Trace the numbers. 3. Draw a dot on each object as you count. Tell how many. Trace the number. 4–6. Draw a dot on each object as you count. Write the number.

Model and Count 3 and 4



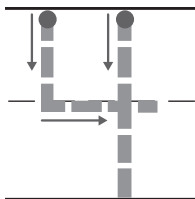
three

--	--	--	--	--



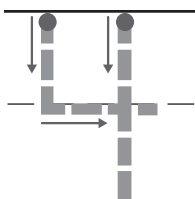
three

--	--	--	--	--



four

--	--	--	--	--



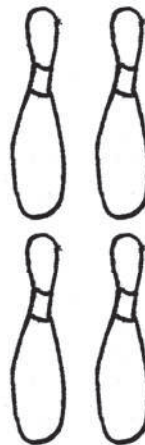
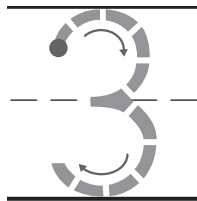
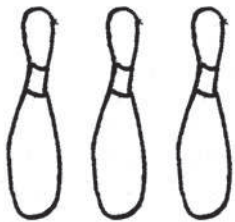
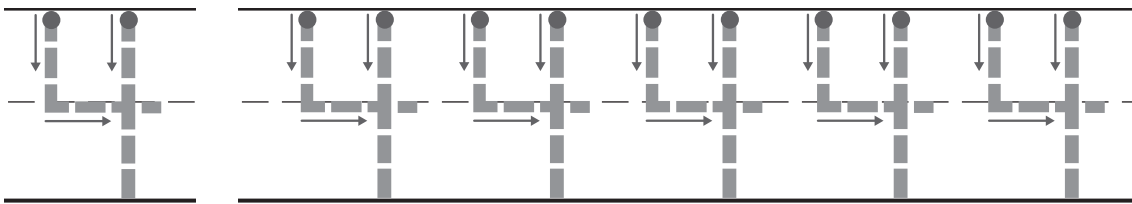
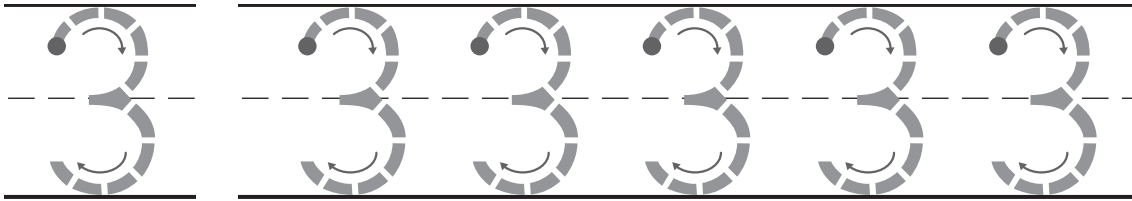
four


--	--	--	--	--

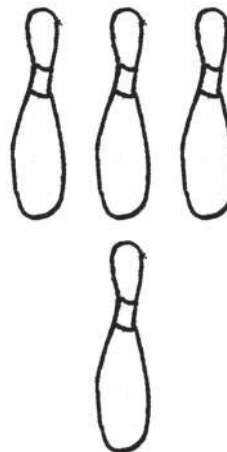
DIRECTIONS 1. Say the number as you trace it. Count out that many cubes in the five frame. Trace the cubes. 2–4. Say the number as you trace it. Count that many cubes in the five frame. Draw the cubes.

Name _____

Read and Write 3 and 4

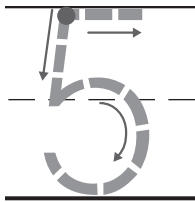




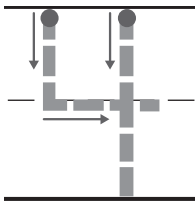


DIRECTIONS 1–2. Say the number. Trace the numbers. 3. Draw a dot on each object as you count. Tell how many. Trace the number. 4–6. Draw a dot on each object as you count. Write the number.

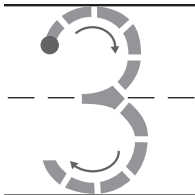

Model and Count 5



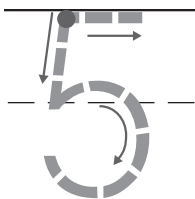

five




four



three





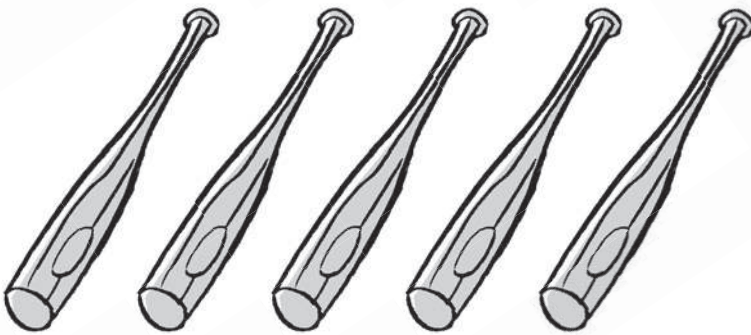
five



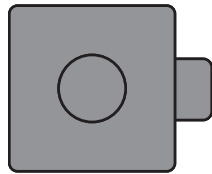
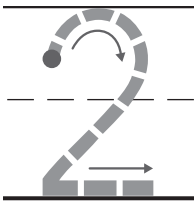
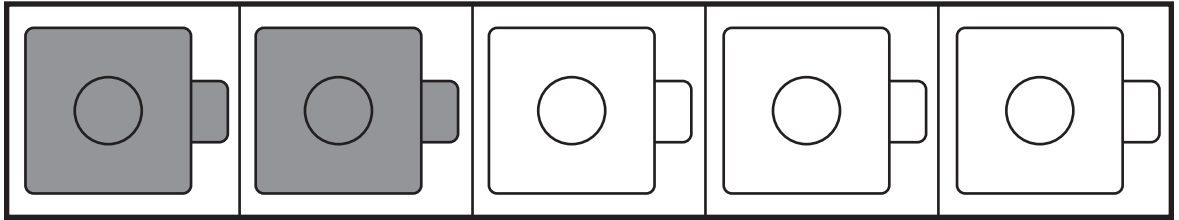
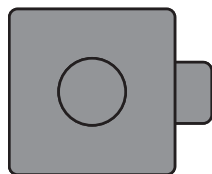
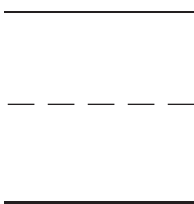
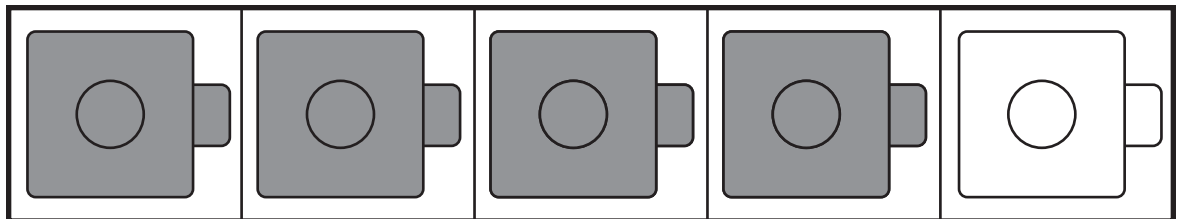
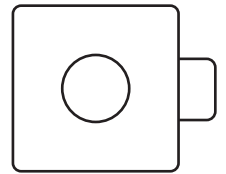
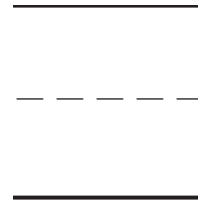
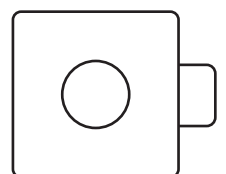
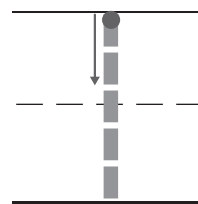
DIRECTIONS 1. Say the number as you trace it. Place cubes to show the number. Trace the cubes. 2–4. Say the number as you trace it. Place cubes to show the number. Draw the cubes.

Name _____

Read and Write to 5



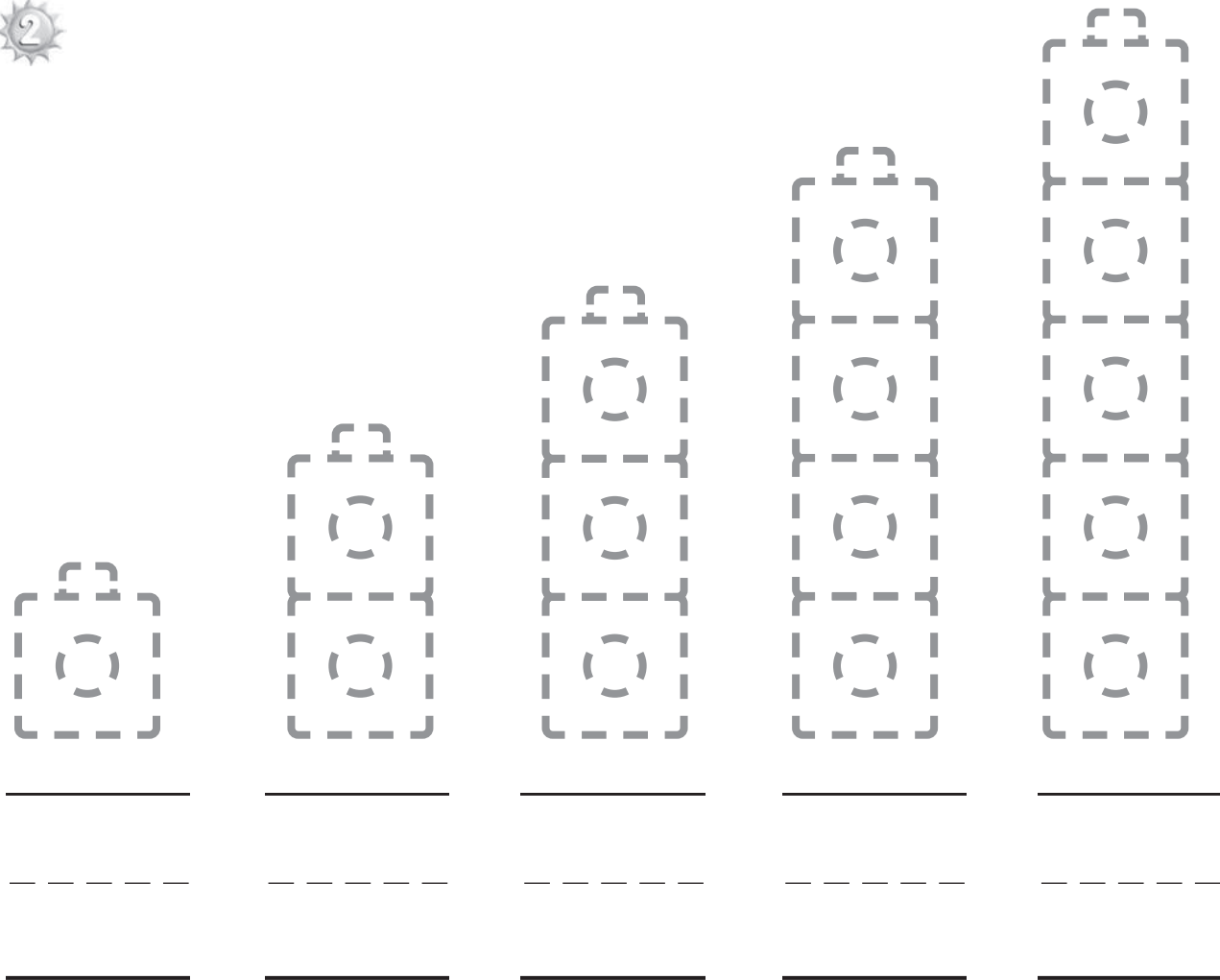
DIRECTIONS 1. Draw a dot on each baseball bat as you count. Tell how many. Trace the number. Draw one baseball above each bat to show a set of five baseballs. 2. Circle the sets of five objects.

Algebra • Ways to Make 5**and****and**


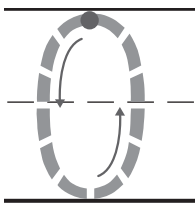
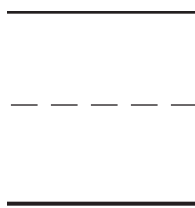
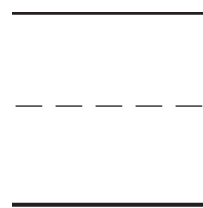
DIRECTIONS 1. Count the gray cubes in the five frame. Trace the number. Count the white cubes in the five frame. Write the number to show a way to make 5. 2. Count the gray cubes in the five frame. Write the number. Count the white cubes in the five frame. Trace the number to show a way to make 5.

Name _____

Count and Order to 5



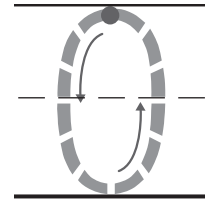
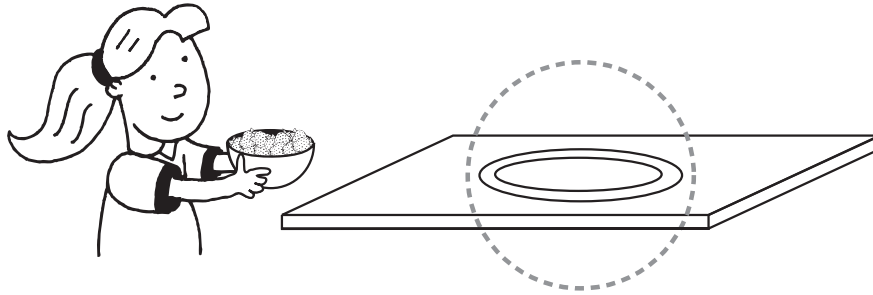
DIRECTIONS 1. Trace the numbers. Make a cube tower to show each number. 2. Place the cube towers in order. Trace the cube towers. Write the number of cubes for each tower.

Problem Solving • Understand 0**1****2****3**

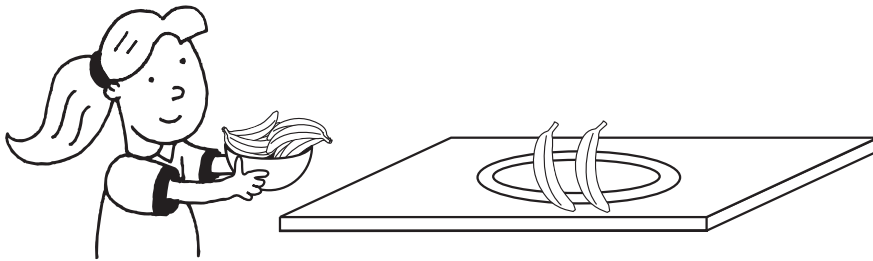
DIRECTIONS 1. Place a cube on the dinner table. Take the cube off the dinner table. How many cubes are on the dinner table now? Trace the number. 2. Place a cube on each plate. Take the cubes off the plates. How many cubes are on the plates now? Write the number. 3. Place a cube on each bowl. Take the cubes off the bowls. How many cubes are on the bowls now? Write the number.

Identify and Write 0


1



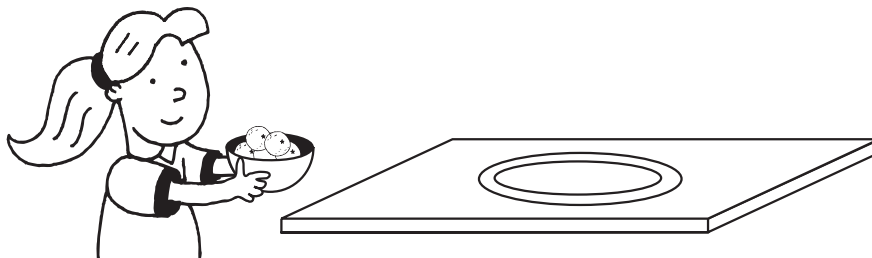
2



3



4



DIRECTIONS 1. Touch each piece of fruit on the plate. How many did you touch? Trace the number. Circle the plate if it has 0 pieces of fruit. 2–4. Which plates have 0 pieces of fruit? Circle the plates. Write how many pieces of fruit.