

BOARD OF EDUCATION
Northwestern Community Unit School District #2
Regular School Board Meeting
Wednesday, January 18, 2023 – District Office 7:00 p.m.
AGENDA

- I. CALL TO ORDER
- II. PLEDGE/PRAYER/ROLL CALL
- III. APPROVAL OF AGENDA
- IV. CONSENT AGENDA
 - A. Approve Minutes of December 21, 2022 Waiver Hearing/Regular Board Meeting
 - B. Approve Minutes of December 21, 2022 Regular Board Meeting Executive Session
 - C. REVIEW AND APPROVAL OF BILLS/REPORTS
 - 1. Approval of Financial Report and Payment of Bills
 - 2. Approve Activity Funds
 - 3. Approve Treasurer's Report
- V. PRINCIPAL REPORTS
- VI. RECEPTION OF VISITORS, PETITIONS AND COMMUNICATIONS
 - A. Visitors – Sign in at podium; Public Comments (Five Minute Limit);
Personnel comments should be made in executive session
- VII. INFORMATION/DISCUSSION
 - A. Linda Eades Report on Four Rivers – Special Education
 - B. Student Council Report
 - C. Curriculum Report
 - D. School Maintenance Grant Update
 - E. Sports Co-op Update/Options
 - F. Softball Field Project Update
 - G. High School Post-Prom Update
- VIII. EXECUTIVE SESSION- For the purpose of the appointment, employment, compensation, discipline, performance, or dismissal of specific employees and safety procedures of the district.
- IX. ACTION ITEMS

- A. Consideration and Possible Action to Approve Girls Soccer Coop with Carlinville
- B. Approve Post-Prom Plans for the 2023 High School Prom

X. OTHER/ANNOUNCEMENTS – Next Regular Scheduled Board Meeting –
February 15, 2023 at 7:00 pm.

XI. ADJOURNMENT

AGENDA NARRATIVE

BOARD OF EDUCATION
Northwestern Community Unit School District #2
Regular School Board Meeting
Wednesday, January 18, 2023 – District Office 7:00 p.m.
AGENDA

- I. CALL TO ORDER
- II. PLEDGE/PRAYER/ROLL CALL
- III. APPROVAL OF AGENDA
- IV. CONSENT AGENDA
 - A. Approve Minutes of December 21, 2022 Waiver Hearing/Regular Board Meeting
 - B. Approve Minutes of December 21, 2022 Regular Board Meeting Executive Session
 - C. REVIEW AND APPROVAL OF BILLS/REPORTS
 - 1. Approval of Financial Report and Payment of Bills
 - 2. Approve Activity Funds
 - 3. Approve Treasurer's Report
- V. PRINCIPAL REPORTS
- VI. RECEPTION OF VISITORS, PETITIONS AND COMMUNICATIONS
 - A. Visitors – Sign in at podium; Public Comments (Five Minute Limit);
Personnel comments should be made in executive session
- VII. INFORMATION/DISCUSSION
 - A. Linda Eades Report on Four Rivers – Special Education
 - B. Student Council Report
 - C. Curriculum Report – **Administration will share some information regarding curriculum, etc. I will continue to leave this discussion item on the agenda each month as we move forward. This will also give us a chance to discuss the school status updates and improvements.**
 - D. School Maintenance Grant Update – **We were awarded the School Maintenance Grant! We will discuss what is currently occurring with the grant and where we are with the projects.**
 - E. Sports Co-op Update/Options – **I have attached the working document from the last coop meeting. Greenfield supposedly is not in favor of our 2 home varsity game suggestion. We will discuss at the meeting. The Greenfield meeting is the following Monday after our meeting. I will**

AGENDA NARRATIVE

also have updates regarding our coop option with Carlinville for girls soccer.

- F. Softball Field Project Update – **We can discuss options for the field project. I have reached out and currently waiting on the architect to supply the district with more information.**
- G. High School Post-Prom Update – **I was contacted by members of the post-prom committee. They may have some options for post-prom to be hosted off-campus. Matt is on the committee and can fill us in. This may end up in providing a bus to transport our students.**

VIII. EXECUTIVE SESSION- For the purpose of the appointment, employment, compensation, discipline, performance, or dismissal of specific employees and safety procedures of the district.

IX. ACTION ITEMS

- A. Consideration and Possible Action to Approve Girls Soccer Coop with Carlinville
- B. Approve Post-Prom Plans for the 2023 High School Prom

X. OTHER/ANNOUNCEMENTS – Next Regular Scheduled Board Meeting – **February 15, 2023 at 7:00 pm.**

XI. ADJOURNMENT

NORTHWESTERN COMMUNITY UNIT SCHOOL DISTRICT NO. 2
BOARD OF EDUCATION
30510 Route 111
Palmyra, Illinois 62674

ADMINISTRATIVE COST WAIVER HEARING
DISTRICT OFFICE
Wednesday, December 21, 2022
6:45 P.M.

The Administrative Cost Waiver Hearing of the Northwestern Board of Education was held on Wednesday, December 21, 2022, at 6:45 pm. in the District Office with President Brock Campbell presiding.

Those attending the meeting were Brock Campbell, Linda Eades, Tasha Lancaster, Kara Cox, Lisa Meisenheimer and John Murphy. Becky Camerer came to the meeting at 6:48 p.m.

Others attending the meeting were Superintendent Patrick Bowman, District Principal Heather Haley, District Assistant Principal Jacob Bollman, Matthew Phillips, Andrea Nutaut, Brian Buhl and Emma Gibbs.

A motion was made by Tasha Lancaster and seconded Linda Eades to approve Administrative Cost Waiver for the 2022-2023 school year as presented. Those voting yes were Camerer, Meisenheimer, Murphy, Eades, Lancaster, Campbell and Cox. Motion carried.

A motion was made by John Murphy and seconded Linda Eades to adjourn the Waiver meeting at 6:49 p.m. Those voting yes were Cox, Camerer, Campbell, Meisenheimer, Murphy, Eades and Lancaster. Motion carried.

NORTHWESTERN COMMUNITY UNIT SCHOOL DISTRICT NO. 2
BOARD OF EDUCATION
30510 Route 111
Palmyra, Illinois 62674

REGULAR MONTHLY BOARD MEETING
District Office
Wednesday, December 21, 2022

The Regular Monthly Meeting of the Northwestern Board of Education was held on Wednesday, December 21, 2022, in the District Office with President Brock Campbell presiding.

Those attending the meeting were Linda Eades, Tasha Lancaster, Becky Camerer, Brock Campbell, Kara Cox, John Murphy and Lisa Meisenheimer.

Others attending the meeting were Superintendent Patrick Bowman, District Principal Heather Haley, District Assistant Principal Jacob Bollman, Matthew Phillips, Andrea Nutaut, Brian Buhl and Emma Gibbs.

A motion was made by Lisa Meisenheimer and seconded by Becky Camerer to approve the consent agenda with additional bills. Those voting yes were Murphy, Cox, Meisenheimer, Camerer, Eades, Lancaster and Campbell. Motion carried.

A motion was made by Kara Cox and seconded by Tasha Lancaster to enter into executive session for the purpose of the appointment, employment, compensation, discipline, performance, or dismissal of specific employees and safety procedures of the district 8:05 p.m. Others present were Patrick Bowman. Those voting yes were Lancaster, Campbell, Eades, Murphy, Meisenheimer, Cox and Camerer. Motion carried.

A motion was made by Linda Eades and seconded by Tasha Lancaster to return to open session at 8:38 p.m. Motion carried.

A motion was made by John Murphy and seconded by Becky Camerer to approve Annual Tax Levy including cash reserve balances as presented. Those voting yes were Campbell, Eades, Lancaster, Cox, Camerer, Meisenheimer and Murphy. Motion carried.

A motion was made by Linda Eades and seconded by Tasha Lancaster to approve LanSchool Computer Monitoring Software license. Those voting yes were Camerer, Meisenheimer, Murphy, Eades, Lancaster, Campbell and Cox. Motion carried.

A motion was Tabled to do Ground Work to Improve Drainage at High School.

A motion was made by Becky Camerer and seconded by Lisa Meisenheimer to approve Bus Lease for (2) 2023 – 72 Passenger Bus from Midwest Bus Sales. Those voting yes were Eades, Lancaster, Camerer, Campbell, Cox, Murphy and Meisenheimer. Motion carried.

A motion was made by Linda Eades and seconded by Becky Camerer to adjourn the meeting at 8:54 p.m. Motion carried.

_____ President

_____ Secretary

Balance Sheet

Printed: 01/10/2023 12:38:30PM
Northwestern CUSD 2

Education Fund 10					
Account Class	100	Current Assets			
	Description	Y.T.D. Bal.Frwd.	M.T.D. Activity	Y.T.D. Activity	State Account Number
Current Assets					
	Education Cash in Bank	2,471,805.61	(127,672.07)	2,344,133.54	10-110
	Imprest Checking Acct	2,500.00	0.00	2,500.00	10-111
	Illinois Fund	10,453.59	311.60	10,765.19	10-112-1
	ED CD INVESTMENTS	2,250,000.00	0.00	2,250,000.00	10-114-11
100	Current Assets	<u>4,734,759.20</u>	<u>(127,360.47)</u>	<u>4,607,398.73</u>	* Account Class
Current Liabilities					
	Liability (AP/Disbursements)	(32,950.46)	0.00	(32,950.46)	10-402
	imrf	8.00	0.00	8.00	10-481-20
	Insurance	766.70	(124.50)	642.20	10-481-30
400	Current Liabilities	<u>(32,175.76)</u>	<u>(124.50)</u>	<u>(32,300.26)</u>	* Account Class
Fund Balances and Fund Net Assets					
	Fund Net Change	(133,958.18)	127,484.97	(6,473.21)	10-704
	June 30th Fund Balance	(4,568,625.26)	0.00	(4,568,625.26)	10-730
700	Fund Balances and Fund Net Assets	<u>(4,702,583.44)</u>	<u>127,484.97</u>	<u>(4,575,098.47)</u>	* Account Class
10	Education Fund	<u><u>0.00</u></u>	<u><u>0.00</u></u>	<u><u>0.00</u></u>	Fund
Current Assets					
	Building Cash in Bank	155,696.60	(29,535.16)	126,161.44	20-110
	BUILDING CD INVESTMENTS	750,000.00	0.00	750,000.00	20-114-11
100	Current Assets	<u>905,696.60</u>	<u>(29,535.16)</u>	<u>876,161.44</u>	* Account Class
Current Liabilities					
	Liability (AP/Disbursements)	0.00	0.00	0.00	20-402
400	Current Liabilities	<u>0.00</u>	<u>0.00</u>	<u>0.00</u>	* Account Class
Fund Balances and Fund Net Assets					
	Fund Net Change	55,035.78	29,535.16	84,570.94	20-704
	June 30th Fund Balance	(960,732.38)	0.00	(960,732.38)	20-730
700	Fund Balances and Fund Net Assets	<u>(905,696.60)</u>	<u>29,535.16</u>	<u>(876,161.44)</u>	* Account Class
20	Oper, Build, & Maint Fund	<u><u>0.00</u></u>	<u><u>0.00</u></u>	<u><u>0.00</u></u>	Fund
Current Assets					
	Debt Service Cash in Bank	(30,908.04)	0.00	(30,908.04)	30-110
100	Current Assets	<u>(30,908.04)</u>	<u>0.00</u>	<u>(30,908.04)</u>	* Account Class
Fund Balances and Fund Net Assets					
	Fund Net Change	41,337.28	0.00	41,337.28	30-704

Balance Sheet

Printed: 01/10/2023 12:38:30PM
Northwestern CUSD 2

Page 2 of 3
Report as of: 12/31/2022

Debt Service Fund or Fund Group 30

Account Class 700 Fund Balances and Fund Net Assets

Description	Y.T.D. Bal.Frwd.	M.T.D. Activity	Y.T.D. Activity	State Account Number
June 30th Fund Balance	(10,429.24)	0.00	(10,429.24)	30-730
700 Fund Balances and Fund Net Assets	30,908.04	0.00	30,908.04	* Account Class
30 Debt Service Fund or Fund Group	0.00	0.00	0.00	Fund

Current Assets

Transportation Cash in Bank	409,723.00	(39,736.09)	369,986.91	40-110
100 Current Assets	409,723.00	(39,736.09)	369,986.91	* Account Class

Current Liabilities

Liability (AP/Disbursements)	0.00	0.00	0.00	40-402
Imrf	16.00	0.00	16.00	40-481-20
Insurance	382.70	(2,000.00)	(1,617.30)	40-481-30
400 Current Liabilities	398.70	(2,000.00)	(1,601.30)	* Account Class

Fund Balances and Fund Net Assets

Fund Net Change	72,503.29	41,736.09	114,239.38	40-704
June 30th Fund Balance	(482,624.99)	0.00	(482,624.99)	40-730
700 Fund Balances and Fund Net Assets	(410,121.70)	41,736.09	(368,385.61)	* Account Class
40 Transportation Fund	0.00	0.00	0.00	Fund

Current Assets

Municipal Retirement Cash in Bank	39,130.96	(19,832.02)	19,298.94	50-110
100 Current Assets	39,130.96	(19,832.02)	19,298.94	* Account Class

Current Liabilities

Liability (AP/Disbursements)	0.00	0.00	0.00	50-402
400 Current Liabilities	0.00	0.00	0.00	* Account Class

Fund Balances and Fund Net Assets

Fund Net Change	(31,026.35)	19,832.02	(11,194.33)	50-704
June 30th Fund Balance	(8,104.61)	0.00	(8,104.61)	50-730
700 Fund Balances and Fund Net Assets	(39,130.96)	19,832.02	(19,298.94)	* Account Class
50 I.M.R.F./Soc. Sec. Fund	0.00	0.00	0.00	Fund

Current Assets

Capital Projects Cash in Bank	12,365.03	13,662.81	26,027.84	60-110
100 Current Assets	12,365.03	13,662.81	26,027.84	* Account Class

Fund Balances and Fund Net Assets

Fund Net Change	130,799.87	(13,662.81)	117,137.06	60-704
-----------------	------------	-------------	------------	--------

Balance Sheet

Printed: 01/10/2023 12:38:30PM
Northwestern CUSD 2

Capital Projects Fund or Fund Group 60

Account Class 700 Fund Balances and Fund Net Assets

Description	Y.T.D. Bal.Frwd.	M.T.D. Activity	Y.T.D. Activity	State Account Number
June 30th Fund Balance	(143,164.90)	0.00	(143,164.90)	60-730
700 Fund Balances and Fund Net Assets	(12,365.03)	(13,662.81)	(26,027.84)	* Account Class
60 Capital Projects Fund or Fund Group	0.00	0.00	0.00	Fund
Current Assets				
Working Cash Cash in Bank	314,493.08	265.15	314,758.23	70-110
100 Current Assets	314,493.08	265.15	314,758.23	* Account Class
Fund Balances and Fund Net Assets				
Fund Net Change	(7,959.51)	(265.15)	(8,224.66)	70-704
June 30th Fund Balance	(306,533.57)	0.00	(306,533.57)	70-730
700 Fund Balances and Fund Net Assets	(314,493.08)	(265.15)	(314,758.23)	* Account Class
70 Working Cash Fund	0.00	0.00	0.00	Fund
Current Assets				
Tort Cash in Bank	(20,785.83)	0.00	(20,785.83)	80-110
100 Current Assets	(20,785.83)	0.00	(20,785.83)	* Account Class
Fund Balances and Fund Net Assets				
Fund Net Change	52,070.24	0.00	52,070.24	80-704
June 30th Fund Balance	(31,284.41)	0.00	(31,284.41)	80-730
700 Fund Balances and Fund Net Assets	20,785.83	0.00	20,785.83	* Account Class
80 Tort Immunity and Judgment Fund	0.00	0.00	0.00	Fund
Current Assets				
Fire Prevention Cash in Bank	38,093.11	6.06	38,099.17	90-110
PMA	154.47	0.56	155.03	90-111
100 Current Assets	38,247.58	6.62	38,254.20	* Account Class
Fund Balances and Fund Net Assets				
Fund Net Change	74,028.52	(6.62)	74,021.90	90-704
June 30th Fund Balance	(112,276.10)	0.00	(112,276.10)	90-730
700 Fund Balances and Fund Net Assets	(38,247.58)	(6.62)	(38,254.20)	* Account Class
90 Capital Improvement Fund	0.00	0.00	0.00	Fund
Report Total:	0.00	0.00	0.00	

Financial Report - Expenditures

Printed: 01/10/2023 12:39:09PM
Northwestern CUSD 2

Education Fund 10						
Function	1000	Function 1000				
State Account Number	Description	Current Budget	M.T.D. Activity	Y.T.D. Activity	Budget Balance	% of Budget
Function 1000						
10-1000-100-32	ESSR 3 COVID	150,000.00	0.00	0.00	150,000.00	0.00
10-1000-100-35	AFTER SCHOOL GRANT SALARY	1,000.00	0.00	1,001.00	(1.00)	100.10
10-1000-110-32	ESSR Summer School Salary	10,000.00	0.00	7,900.00	2,100.00	79.00
10-1000-115-32	ESSR After School Salary	7,000.00	0.00	0.00	7,000.00	0.00
10-1000-200-32	ESSR 3 TRS	18,000.00	0.00	0.00	18,000.00	0.00
10-1000-210-35	AFTER SCHOOL GRANT SALARY (41B	99.00	0.00	1,282.93	(1,183.93)	1,295.89
10-1000-211-35	AFTER SCHOOL GRANT SALARY (15B	24.00	0.00	23.62	0.38	98.42
10-1000-221-32	ESSR Summer School Salary (54B	0.00	0.00	3.00	(3.00)	0.00
10-1000-222-32	ESSR Summer School Salary (45B	0.00	0.00	973.00	(973.00)	0.00
10-1000-300-30	CARES FORMULA PUR SERVICE	5,000.00	1,219.08	4,815.40	184.60	96.31
10-1000-300-32	ESSR 3 PURCHASE SERVICE	17,000.00	0.00	9,712.50	7,287.50	57.13
10-1000-400-30	CARES FORMULA SUPPLIES	0.00	943.80	943.80	(943.80)	0.00
10-1000-400-32	ESSR 3 SUPPLIES	30,000.00	0.00	16,633.19	13,366.81	55.44
10-1000-400-33	ARP IDEA CONS SUPPLIES	10,000.00	0.00	10,105.62	(105.62)	101.06
10-1000-400-34	ARP IDEA PREK SUPPLIES	1,632.00	0.00	424.35	1,207.65	26.00
10-1000-400-35	AFTER SCHOOL GRANT SUPPLIES	2,400.00	0.00	2,456.11	(56.11)	102.34
10-1000-500-32	ESSR 3 Capital Outlay	40,000.00	0.00	39,727.25	272.75	99.32
1000 Function 1000		292,155.00	2,162.88	96,001.77	196,153.23	32.86 * Function
Regular Programs						
10-1110-100-2	ELEMENTARY SALARIES	560,000.00	50,156.08	299,944.82	260,055.18	53.56
10-1110-111-2	ELEMENTARY AFTER SCH TOU	0.00	0.00	286.00	(286.00)	0.00
10-1110-124-2	ELEMENTARY CLASSROOM AIDE SALARY	150,000.00	2,600.00	14,448.00	135,552.00	9.63
10-1110-125-2	ELEMENTARY SUBS	20,000.00	2,626.00	7,546.00	12,454.00	37.73
10-1110-126-2	ELEMENTARY AIDE SUB	10,000.00	784.25	1,687.00	8,313.00	16.87
10-1110-210-2	ELEMENTARY TRS BENEFIT	95,000.00	4,771.38	34,895.10	60,104.90	36.73
10-1110-211-2	ELEMENTARY NEC BENEFIT	14,000.00	1,158.75	7,842.29	6,157.71	56.02
10-1110-221-2	ELEMENTARY LIFE INS BENEFIT	350.00	21.29	129.83	220.17	37.09
10-1110-222-2	ELEMENTARY MED INS	235,000.00	7,141.00	90,463.82	144,536.18	38.50
10-1110-230-2	ELEM TUITION REIM	2,000.00	0.00	0.00	2,000.00	0.00
10-1110-300-2	ELEMENTARY PURCHASE SERVICES	13,000.00	392.03	9,735.65	3,264.35	74.89
10-1110-310-2	Elementary Postage	250.00	394.19	494.15	(244.15)	197.66
10-1110-400-2	ELEMENTARY SUPPLIES	24,000.00	2,411.72	14,534.97	9,465.03	60.56
10-1110-430-2	Postage	2,200.00	0.00	0.00	2,200.00	0.00
1110 Regular Programs		1,125,800.00	72,456.69	482,007.63	643,792.37	42.81 * Function
Function 1112						
10-1112-100-3	JR HIGH SALARIES	120,000.00	12,742.35	74,161.02	45,838.98	61.80
10-1112-125-3	JR HIGH SUBSTITUTES	3,500.00	730.00	1,135.00	2,365.00	32.43
10-1112-210-3	JR HIGH TRS BENEFIT	14,000.00	10,033.66	16,107.97	(2,107.97)	115.06

Financial Report - Expenditures

Printed: 01/10/2023 12:39:09PM
Northwestern CUSD 2

Education Fund 10						
Function	1112	Function 1112				
State Account Number	Description		Current Budget	M.T.D. Activity	Y.T.D. Activity	Budget Balance % of Budget
10-1112-211-3	JR HIGH NEC BENEFIT		3,200.00	316.45	1,771.25	1,428.75 55.35
10-1112-221-3	JR HIGH LIFE INS		100.00	5.24	31.44	68.56 31.44
10-1112-222-3	JR HIGH MEDICAL INS		13,000.00	867.00	5,111.00	7,889.00 39.32
10-1112-300-3	JR HIGH PURCHASE SERVICE		9,000.00	311.04	6,133.89	2,866.11 68.15
10-1112-400-3	JR HIGH SUPPLIES		2,000.00	0.00	3,201.65	(1,201.65) 160.08
10-1112-420-3	JR HIGH TEXTBOOKS		0.00	0.00	677.87	(677.87) 0.00
1112	Function 1112		164,800.00	25,005.74	108,331.09	56,468.91 65.73 * Function
Function 1113						
10-1113-100-4	HIGH SCHOOL SALARIES		300,000.00	30,480.88	153,286.32	146,713.68 51.10
10-1113-111-4	HIGH SCHOOL AFTER SCH TO		0.00	1,200.00	1,375.00	(1,375.00) 0.00
10-1113-124-4	HIGH SCHOOL AIDE		44,000.00	5,278.75	22,530.50	21,469.50 51.21
10-1113-125-4	HIGH SCHOOL SUBS		17,500.00	5,515.00	13,550.00	3,950.00 77.43
10-1113-210-4	HIGH SCHOOL TRS		30,000.00	2,374.04	14,519.56	15,480.44 48.40
10-1113-211-4	HIGH SCHOOL NEC BENEFIT		7,000.00	576.25	3,508.39	3,491.61 50.12
10-1113-221-4	HIGH SCHOOL LIF INS BENE		200.00	12.74	77.17	122.83 38.59
10-1113-222-4	HIGH SCHOOL MED INS		70,000.00	5,376.36	32,591.36	37,408.64 46.56
10-1113-230-4	HS TUITION REIM		2,000.00	0.00	0.00	2,000.00 0.00
10-1113-300-4	HIGH SCHOOL PURCHASE SER		10,000.00	311.05	6,025.93	3,974.07 60.26
10-1113-310-4	H S POSTAGE PUR SER		500.00	0.00	124.99	375.01 25.00
10-1113-400-4	HIGH SCHOOL SUPPLIES		13,000.00	(2,279.91)	13,477.78	(477.78) 103.68
10-1113-430-4	POSTAGE		1,000.00	0.00	0.00	1,000.00 0.00
10-1113-500-4	HIGH SCHOOL CAPITAL OUTL		2,000.00	0.00	0.00	2,000.00 0.00
1113	Function 1113		497,200.00	48,845.16	261,067.00	236,133.00 52.51 * Function
Regular Programs						
10-1115-210-11	ART SALARY (41B)		0.00	287.54	1,150.16	(1,150.16) 0.00
10-1115-211-11	ART SALARY (15B)		0.00	68.70	280.70	(280.70) 0.00
10-1115-221-11	ART SALARY (54B)		0.00	1.50	6.00	(6.00) 0.00
10-1115-222-11	ART SALARY (45B)		0.00	643.00	2,572.00	(2,572.00) 0.00
1115	Regular Programs		0.00	1,000.74	4,008.86	(4,008.86) 0.00 * Function
Pre-K Programs						
10-1125-100-16	PREK TEACHER SALARIES		37,000.00	1,542.20	10,969.36	26,030.64 29.65
10-1125-124-16	PREK AIDE SALARIES		32,000.00	3,521.95	15,356.33	16,643.67 47.99
10-1125-125-16	PREK TEACHER SUBS		1,800.00	360.00	720.00	1,080.00 40.00
10-1125-126-16	PREK AIDE SUB SALARIES		500.00	108.75	341.25	158.75 68.25
10-1125-210-16	PREK TRS		3,200.00	152.52	1,084.88	2,115.12 33.90
10-1125-211-16	PREK NEC		1,100.00	41.38	267.02	832.98 24.27
10-1125-221-16	PREK LIFE INS		36.00	2.26	15.04	20.96 41.78
10-1125-222-16	PREK HEALTH INS		16,000.00	981.50	6,429.00	9,571.00 40.18
10-1125-300-16	PRE K PURCHASE SERVICES 3-5		1,000.00	195.71	543.96	456.04 54.40
10-1125-400-16	PRE K SUPPLIES 3-5		1,700.00	208.44	745.56	954.44 43.86

Financial Report - Expenditures

Printed: 01/10/2023 12:39:09PM
Northwestern CUSD 2

Education Fund 10						
Function	1125	Pre-K Programs				
State Account Number	Description	Current Budget	M.T.D. Activity	Y.T.D. Activity	Budget Balance	% of Budget
1125	Pre-K Programs	94,336.00	7,114.71	36,472.40	57,863.60	38.66
Special Ed Programs K-12						
10-1200-111-10	HAMPTON SALARY SPECIAL ED	51,000.00	4,290.16	24,991.82	26,008.18	49.00
10-1200-112-10	WALCH SALARY	57,000.00	4,808.00	28,478.18	28,521.82	49.96
10-1200-113-10	EARLY CHILD SPEC ED AIDE SALARY	26,000.00	4,720.00	18,584.00	7,416.00	71.48
10-1200-114-10	MARKLE SALARY	37,000.00	6,050.50	24,352.00	12,648.00	65.82
10-1200-115-10	MARSTON SALARY	34,000.00	0.00	0.00	34,000.00	0.00
10-1200-117-10	SCHRAMM SALARY	53,000.00	4,508.25	26,702.66	26,297.34	50.38
10-1200-118-10	MCCLAIN SALARY	52,000.00	4,581.84	26,278.18	25,721.82	50.53
10-1200-125-10	SPECIAL EDUCATION SUBS	4,000.00	425.00	1,800.00	2,200.00	45.00
10-1200-125-10	HAMPTON SUB SALARY SPEC ED	1,000.00	0.00	150.00	850.00	15.00
10-1200-125-10	WALCH SUB SALARY	1,000.00	300.00	580.00	420.00	58.00
10-1200-125-10	MARKLE SUB SALARY	1,000.00	215.00	765.00	235.00	76.50
10-1200-125-10	MARSTON SUB	1,000.00	430.00	870.00	130.00	87.00
10-1200-125-10	SCHRAMM SUB SALARY	1,000.00	235.00	235.00	765.00	23.50
10-1200-125-10	MCCLAIN SUB SALARY	1,000.00	0.00	130.00	870.00	13.00
10-1200-210-10	SPECIAL ED TRS BENEFIT	22,000.00	2,550.52	13,074.97	8,925.03	59.43
10-1200-211-10	SPECIAL ED NEC BENEFIT	5,000.00	613.35	3,129.42	1,870.58	62.59
10-1200-211-10	HAMPTON SUB SALARY SPEC E (25B)	10.00	0.00	2.06	7.94	20.60
10-1200-211-10	WALCH SUB SALARY (25B)	20.00	4.13	5.92	14.08	29.60
10-1200-211-10	MARKLE SUB SALARY (25B)	0.00	2.95	8.79	(8.79)	0.00
10-1200-211-10	MARSTON SUB (25B)	0.00	5.91	11.06	(11.06)	0.00
10-1200-211-10	SCHRAMM SUB SALARY (25B)	0.00	1.99	1.99	(1.99)	0.00
10-1200-211-10	MCCLAIN SUB SALARY (25B)	10.00	0.00	0.00	10.00	0.00
10-1200-221-10	SPECIAL ED LIFE INS BENEFIT	100.00	12.00	62.05	37.95	62.05
10-1200-222-10	SPECIAL ED MED INS BENEFIT	45,000.00	4,535.00	24,245.25	20,754.75	53.88
10-1200-222-10	WALCH SUB SALARY (45B)	500.00	0.00	0.00	500.00	0.00
10-1200-300-10	SPECIAL ED PURCHASE SERVICES	2,000.00	0.00	1,564.50	435.50	78.23
10-1200-300-10	LD HAMPTON SPEC ED PURCH SERV	300.00	0.00	0.00	300.00	0.00
10-1200-300-10	WALCH PURCH SERVICES	300.00	0.00	0.00	300.00	0.00
10-1200-300-10	MARKLE PURCH SERV	300.00	0.00	77.50	222.50	25.83
10-1200-300-10	MARSTON PURCHASE SER	300.00	0.00	0.00	300.00	0.00
10-1200-300-10	SCHRAMM PUR SERVICES	300.00	0.00	0.00	300.00	0.00
10-1200-300-10	MCCLAIN PURCH SERV	300.00	12.50	25.00	275.00	8.33
10-1200-400-10	SPECIAL ED SUPPLIES	500.00	0.00	0.00	500.00	0.00
10-1200-400-10	LD HAMPTON SUPPLIES	500.00	0.00	80.16	419.84	16.03
10-1200-400-10	WALCH SUPPLIES	500.00	121.45	997.22	(497.22)	199.44
10-1200-400-10	MARKLE SUPPLIES	500.00	0.00	838.75	(338.75)	167.75
10-1200-400-10	MARSTON SUPPLIES	500.00	0.00	50.41	449.59	10.08
10-1200-400-10	SCHRAMM SPECIAL ED SUPPLIES	500.00	105.58	219.12	280.88	43.82
10-1200-400-10	MCCLAIN SUPPLIES	500.00	0.00	12.50	487.50	2.50

Financial Report - Expenditures

Printed: 01/10/2023 12:39:09PM
Northwestern CUSD 2

Education Fund 10						
Function	1200	Special Ed Programs K-12				
State Account Number	Description		Current Budget	M.T.D. Activity	Y.T.D. Activity	Budget Balance % of Budget
1200	Special Ed Programs K-12		399,940.00	38,529.13	198,323.51	201,616.49 49.59
Function 1240						* Function
10-1240-400-11	REAP FED RURAL GRANT SUPPLIES		2,000.00	0.00	0.00	2,000.00 0.00
10-1240-500-11	REAP FED RURAL ED CAP OUTLAY		20,000.00	0.00	2,670.00	17,330.00 13.35
1240	Function 1240		22,000.00	0.00	2,670.00	19,330.00 12.14
Remedial and Supplemental Programs K-12						* Function
10-1250-124-17	TITLE I AIDE SALARY		48,000.00	108.75	3,008.56	44,991.44 6.27
10-1250-127-17	TITLE 1 DIFFERENTIATED INSTRUCTIONA		54,000.00	5,858.16	27,354.34	26,645.66 50.66
10-1250-211-17	TITLE I NEC BENEFIT		150.00	0.00	0.00	150.00 0.00
10-1250-221-17	TITLE I LIFE INS BENEFIT		90.00	3.00	19.50	70.50 21.67
10-1250-222-17	TITLE I MEDICAL INS		22,000.00	643.00	5,397.50	16,602.50 24.53
10-1250-300-17	TITLE I PURCHASE SERVICES		2,500.00	0.00	0.00	2,500.00 0.00
10-1250-400-17	TITLE I SUPPLIES		5,800.00	1,492.60	2,193.98	3,606.02 37.83
1250	Remedial and Supplemental Programs K-12		132,540.00	8,105.51	37,973.88	94,566.12 28.65
Career and Technical Education (CTE) Programs						* Function
10-1400-300-4	CTEI PUR SERVICE		1,200.00	0.00	1,657.72	(457.72) 138.14
10-1400-400-4	CTEI INST SUPPLIES		8,700.00	0.00	485.47	8,214.53 5.58
10-1400-500-4	CTEI CAPITAL OUTLAY		1,500.00	0.00	0.00	1,500.00 0.00
1400	Career and Technical Education (CTE) Programs		11,400.00	0.00	2,143.19	9,256.81 18.80
Agricultural Occupations						* Function
10-1401-100-4	AGRICULTURAL SALARY HAMPTON		48,000.00	4,004.50	23,317.82	24,682.18 48.58
10-1401-110-4	HAMPTON AG INCENTIVE		12,820.00	1,180.58	6,858.96	5,961.04 53.50
10-1401-210-4	AG TRS		5,200.00	512.82	2,984.56	2,215.44 57.40
10-1401-211-4	AG NEC BENEFIT		1,500.00	122.50	712.96	787.04 47.53
10-1401-221-4	AG LIFE INS BENEFIT		20.00	1.50	9.00	11.00 45.00
10-1401-222-4	AG MEDICAL INSURANCE		7,850.00	643.00	3,790.00	4,060.00 48.28
10-1401-300-4	AG PURCHASE SERVICES		150.00	0.00	0.00	150.00 0.00
10-1401-400-4	AG SUPPLIES		500.00	0.00	0.00	500.00 0.00
10-1401-410-4	AG INCENTIVE EXPENSES		1,000.00	0.00	2,724.26	(1,724.26) 272.43
10-1401-510-4	AG INCENTIVE CAPITAL OUTLAY		500.00	2,819.00	2,819.00	(2,319.00) 563.80
1401	Agricultural Occupations		77,540.00	9,283.90	43,216.56	34,323.44 55.73
Business & Office						* Function
10-1407-100-4	BUSINESS ED SALARY		45,000.00	3,829.50	22,682.50	22,317.50 50.41
10-1407-210-4	BUSINESS ED TRS		3,800.00	378.74	2,243.32	1,556.68 59.03
10-1407-211-4	BUSINESS ED NEC BENEFIT		1,000.00	90.48	535.92	464.08 53.59
10-1407-221-4	BUSINESS ED LIFE INS		20.00	1.50	9.00	11.00 45.00
10-1407-222-4	BUSINESS ED MEDICAL INS		7,850.00	660.00	3,890.00	3,960.00 49.55
10-1407-300-4	BUSINESS ED PURCHASE SERVICES		100.00	0.00	0.00	100.00 0.00

Financial Report - Expenditures

Printed: 01/10/2023 12:39:09PM
Northwestern CUSD 2

Education Fund 10						
Function	1407	Business & Office				
State Account Number	Description		Current Budget	M.T.D. Activity	Y.T.D. Activity	Budget Balance % of Budget
10-1407-400-4	BUSINESS ED SUPPLIES		150.00	0.00	0.00	150.00 0.00
1407 Business & Office			57,920.00	4,960.22	29,360.74	28,559.26 50.69
Function 1410						
10-1410-300-4	PERKINS PUR SERVICE		800.00	0.00	0.00	800.00 0.00
10-1410-400-4	PERKINS INST SUPPLIES		2,800.00	0.00	0.00	2,800.00 0.00
10-1410-500-4	PERKINS CAPITAL OUTLAY		1,000.00	0.00	0.00	1,000.00 0.00
1410 Function 1410			4,600.00	0.00	0.00	4,600.00 0.00
Function 1420						
10-1420-100-4	HOME ECONOMICS SALARY		34,000.00	2,907.34	19,217.02	14,782.98 56.52
10-1420-210-4	HOME EC TRS		4,000.00	287.54	1,900.60	2,099.40 47.52
10-1420-211-4	HOME EC NEC BENEFIT		1,000.00	68.70	454.08	545.92 45.41
10-1420-221-4	HOME EC LIFE INS		20.00	1.50	9.00	11.00 45.00
10-1420-222-4	HOME EC MEDICAL INS		7,850.00	643.00	3,822.00	4,028.00 48.69
10-1420-300-4	HOME EC PURCHASE SERVICES		100.00	0.00	0.00	100.00 0.00
10-1420-400-4	HOME EC SUPPLIES		1,000.00	0.00	71.77	928.23 7.18
1420 Function 1420			47,970.00	3,908.08	25,474.47	22,495.53 53.11
Interscholastic Programs						
10-1500-100-4	BAND/CHORUS STIPEND		2,900.00	925.00	925.00	1,975.00 31.90
10-1500-125-4	BAND/CHORUS SUBS		500.00	155.00	155.00	345.00 31.00
10-1500-211-4	BAND/CHORUS NEC BENEFIT		0.00	2.13	2.13	(2.13) 0.00
10-1500-300-4	BAND/CHORUS PURCHASE SERVICES		500.00	100.00	100.00	400.00 20.00
10-1500-400-4	BAND/CHORUS SUPPLIES		500.00	87.96	103.15	396.85 20.63
1500 Interscholastic Programs			4,400.00	1,270.09	1,285.28	3,114.72 29.21
Function 1510						
10-1510-100-4	FOOTBALL SALARY		200.00	0.00	0.00	200.00 0.00
10-1510-300-4	FOOTBALL PURCHASE SERVICES		11,000.00	8,227.13	8,227.13	2,772.87 74.79
10-1510-400-4	FOOTBALL SUPPLIES		2,200.00	0.00	78.42	2,121.58 3.56
1510 Function 1510			13,400.00	8,227.13	8,305.55	5,094.45 61.98
Function 1515						
10-1515-100-4	GOLF SALARY		2,961.00	2,961.00	2,961.00	0.00 100.00
10-1515-300-4	GOLF PURCHASE SERVICE		500.00	0.00	110.00	390.00 22.00
10-1515-400-4	HS Golf Supplies		250.00	0.00	50.00	200.00 20.00
1515 Function 1515			3,711.00	2,961.00	3,121.00	590.00 84.10
Extracurricular Programs						
10-1520-100-4	VARSITY BASKETBALL SALARY		0.00	910.00	910.00	(910.00) 0.00
10-1520-300-4	VARSITY BB PURCHASE SERVICE		8,000.00	0.00	0.00	8,000.00 0.00
10-1520-400-4	VARSITY BB SUPPLIES		250.00	0.00	0.00	250.00 0.00
1520 Extracurricular Programs			8,250.00	910.00	910.00	7,340.00 11.03

Financial Report - Expenditures

Printed: 01/10/2023 12:39:09PM
Northwestern CUSD 2

Education Fund 10						
Function	1520	Extracurricular Programs				
State Account Number	Description	Current Budget	M.T.D. Activity	Y.T.D. Activity	Budget Balance	% of Budget
Function 1530						
10-1530-100-4	VARSITY VOLLEYBALL SALARY	220.00	0.00	0.00	220.00	0.00
10-1530-300-4	VARSITY VB PURCHASE SERVICES	3,500.00	5,192.00	5,192.00	(1,692.00)	148.34
1530	Function 1530	3,720.00	5,192.00	5,192.00	(1,472.00)	139.57 * Function
Function 1540						
10-1540-100-4	YEARBOOK SPONSOR STIPEND	1,851.00	925.50	925.50	925.50	50.00
1540	Function 1540	1,851.00	925.50	925.50	925.50	50.00 * Function
Function 1550						
10-1550-300-3	JH BB PURCHASE SERVICES	8,000.00	0.00	0.00	8,000.00	0.00
10-1550-400-3	JH BB SUPPLIES	100.00	0.00	0.00	100.00	0.00
1550	Function 1550	8,100.00	0.00	0.00	8,100.00	0.00 * Function
Function 1551						
10-1551-300-4	BASEBALL PURCHASE SERVICES	5,000.00	0.00	0.00	5,000.00	0.00
10-1551-400-4	BASEBALL SUPPLIES	100.00	0.00	61.45	38.55	61.45
1551	Function 1551	5,100.00	0.00	61.45	5,038.55	1.20 * Function
Function 1555						
10-1555-300-4	SOFTBALL PURCHASE SERVICES	6,000.00	0.00	0.00	6,000.00	0.00
1555	Function 1555	6,000.00	0.00	0.00	6,000.00	0.00 * Function
Function 1560						
10-1560-100-3	JH VOLLEYBALL SALARY	5,200.00	0.00	0.00	5,200.00	0.00
10-1560-300-3	JH VB PURCHASE SERVICES	1,100.00	0.00	0.00	1,100.00	0.00
10-1560-400-3	JH VB SUPPLIES	500.00	106.62	314.62	185.38	62.92
1560	Function 1560	6,800.00	106.62	314.62	6,485.38	4.63 * Function
Function 1565						
10-1565-300-4	HS ALL SPORTS	1,300.00	0.00	0.00	1,300.00	0.00
10-1565-400-4	HS ALL SPORTS SUPPLIES	500.00	1,179.45	1,427.20	(927.20)	285.44
1565	Function 1565	1,800.00	1,179.45	1,427.20	372.80	79.29 * Function
Function 1570						
10-1570-300-4	V CHEERLEADING PUR SERV	1,000.00	0.00	0.00	1,000.00	0.00
1570	Function 1570	1,000.00	0.00	0.00	1,000.00	0.00 * Function
Function 1575						
10-1575-100-3	JH SCHOLASTIC BOWL SALARY	1,481.00	0.00	0.00	1,481.00	0.00
10-1575-100-4	SCHOLASTIC BOWL SALARY	1,481.00	0.00	0.00	1,481.00	0.00
10-1575-300-4	SCHOLASTIC BOWL PURCHASE	250.00	0.00	0.00	250.00	0.00
10-1575-400-4	SCHOLASTIC BOWL SUPPLIES	200.00	0.00	0.00	200.00	0.00
1575	Function 1575	3,412.00	0.00	0.00	3,412.00	0.00 * Function

Financial Report - Expenditures

Printed: 01/10/2023 12:39:09PM
Northwestern CUSD 2

Education Fund 10						
Function	1585	Function 1585				
State Account Number	Description		Current Budget	M.T.D. Activity	Y.T.D. Activity	Budget Balance % of Budget
Function 1585						
10-1585-300-3	JR HIGH TRACK		250.00	0.00	0.00	250.00 0.00
10-1585-400-3	JR HIGH TRACK SUPPLIES		0.00	0.00	78.00	(78.00) 0.00
1585	Function 1585		250.00	0.00	78.00	172.00 31.20 * Function
Function 1587						
10-1587-400-4	JH Track Supplies		7,500.00	0.00	0.00	7,500.00 0.00
1587	Function 1587		7,500.00	0.00	0.00	7,500.00 0.00 * Function
Function 1590						
10-1590-100-3	JH BASEBALL SALARY		3,702.00	0.00	3,702.00	0.00 100.00
10-1590-100-3	JH SOFTBALL SALARY		3,702.00	0.00	3,702.00	0.00 100.00
10-1590-300-3	JH BASEBALL PURCHASE SERVICES		1,100.00	0.00	1,445.00	(345.00) 131.36
10-1590-300-3	JH BASEBALL SUPPLIES		1,750.00	0.00	1,040.27	709.73 59.44
10-1590-300-3	JH SOFTBALL PURCHASE SERVICE		1,000.00	0.00	2,509.93	(1,509.93) 250.99
10-1590-400-3	JH SOFTBALL SUPPLIES		1,000.00	0.00	104.00	896.00 10.40
1590	Function 1590		12,254.00	0.00	12,503.20	(249.20) 102.03 * Function
Function 1591						
10-1591-100-4	NATIONAL HONOR SOCIETY SALARY		370.00	185.00	185.00	185.00 50.00
10-1591-640-4	NATIONAL HONOR SOCIETY DUES & FEES		400.00	0.00	385.00	15.00 96.25
1591	Function 1591		770.00	185.00	570.00	200.00 74.03 * Function
Function 1595						
10-1595-300-3	JH ALL SPORTS		1,500.00	0.00	300.00	1,200.00 20.00
10-1595-400-3	JH ALL SPORTS SUPPLIES		750.00	0.00	359.50	390.50 47.93
1595	Function 1595		2,250.00	0.00	659.50	1,590.50 29.31 * Function
Gifted Programs						
10-1650-100-13	GIFTED SALARIES		1,481.00	0.00	0.00	1,481.00 0.00
10-1650-300-13	GIFTED PURCHASE SERVICES		1,000.00	0.00	0.00	1,000.00 0.00
1650	Gifted Programs		2,481.00	0.00	0.00	2,481.00 0.00 * Function
Function 1655						
10-1655-300-4	Track Purchase Ser		3,500.00	0.00	0.00	3,500.00 0.00
1655	Function 1655		3,500.00	0.00	0.00	3,500.00 0.00 * Function
Function 1660						
10-1660-100-3	JH TRACK SALARY		1,851.00	0.00	0.00	1,851.00 0.00
1660	Function 1660		1,851.00	0.00	0.00	1,851.00 0.00 * Function
Drivers Education Program						
10-1700-100-4	DRIVERS ED SALARY		26,000.00	2,206.16	12,987.22	13,012.78 49.95
10-1700-210-4	DRIVERS ED TRS BENEFIT		2,500.00	218.20	1,284.48	1,215.52 51.38

D:\ts\Northwestern\sds\8\Finance\Swf_brp4_P.RPT

Financial Report - Expenditures

Printed: 01/10/2023 12:39:09PM
Northwestern CUSD 2

Education Fund 10						
Function	1700	Drivers Education Program				
State Account Number	Description	Current Budget	M.T.D. Activity	Y.T.D. Activity	Budget Balance	% of Budget
10-1700-211-4	DRIVERS ED NEC BENEFIT	600.00	52.12	306.84	293.16	51.14
10-1700-221-4	DRIVERS ED NEC BENEFIT	20.00	0.76	4.56	15.44	22.80
10-1700-222-4	DRIVERS ED MEDICAL INS	4,000.00	330.00	1,945.00	2,055.00	48.63
10-1700-300-4	DRIVERS ED PURCHASE SERVICE	1,750.00	0.00	80.00	1,670.00	4.57
10-1700-400-4	DRIVERS ED SUPPLIES	500.00	19.60	19.60	480.40	3.92
1700 Drivers Education Program		35,370.00	2,826.84	16,627.70	18,742.30	47.01
Special Education Programs K-12 - Private Tuition						
10-1912-670-11	SPECIAL ED PRIV TUITION	95,000.00	8,598.64	50,686.16	44,313.84	53.35
1912 Special Education Programs K-12 - Private Tuition		95,000.00	8,598.64	50,686.16	44,313.84	53.35
Guidance Services						
10-2120-100-4	GUIDANCE SALARY	60,000.00	5,217.39	23,077.93	36,922.07	38.46
10-2120-210-4	GUIDANCE TRS	4,000.00	516.00	2,102.60	1,897.40	52.57
10-2120-211-4	GUIDANCE NEC BENEFIT	1,100.00	123.28	502.34	597.66	45.67
10-2120-221-4	GUIDANCE LIFE INS BENEFIT	20.00	1.50	7.50	12.50	37.50
10-2120-222-4	GUIDANCE MEDICAL INSURANCE	0.00	660.00	2,310.00	(2,310.00)	0.00
10-2120-300-4	GUIDANCE PURCHASE SERVICES	200.00	0.00	0.00	200.00	0.00
10-2120-400-4	GUIDANCE SUPPLIES	500.00	0.00	393.26	106.74	78.65
2120 Guidance Services		65,820.00	6,518.17	28,393.63	37,426.37	43.14
Health Services						
10-2130-100-8	HEALTH SALARY (NURSE)	51,000.00	4,295.50	25,607.83	25,392.17	50.21
10-2130-210-8	NURSE TRS	4,200.00	424.82	2,532.60	1,667.40	60.30
10-2130-211-8	NURSE NEC	1,100.00	101.48	604.98	495.02	55.00
10-2130-221-8	HEALTH LIFE INS	20.00	1.50	9.00	11.00	45.00
10-2130-300-8	HEALTH PURCHASE SERVICES	750.00	81.25	1,446.25	(696.25)	192.83
10-2130-400-8	HEALTH SUPPLIES	1,200.00	448.94	1,389.57	(189.57)	115.80
2130 Health Services		58,270.00	5,353.49	31,590.23	26,679.77	54.21
Speech Pathology/Audio Services						
10-2150-100-2	SPEECH THERAPIST SALARY	60,000.00	5,000.00	29,833.33	30,166.67	49.72
10-2150-221-2	SPEACH LIFE INSURANCE	20.00	1.50	9.00	11.00	45.00
10-2150-300-2	SPEECH PURCHASE SERVICES	1,000.00	0.00	0.00	1,000.00	0.00
10-2150-400-2	SPEECH SUPPLIES	500.00	0.00	0.00	500.00	0.00
2150 Speech Pathology/Audio Services		61,520.00	5,001.50	29,842.33	31,677.67	48.51
Improvement of Instruction Serv						
10-2210-125-33	ARP IDEA SUB SALARY	2,000.00	0.00	0.00	2,000.00	0.00
10-2210-300-15	0-3 IMP OF INSTRUCTION	6,800.00	675.00	4,120.12	2,679.88	60.59
10-2210-300-16	PREK IMP OF INSTRUCTION	1,000.00	0.00	0.00	1,000.00	0.00
10-2210-300-17	TITLE 1 PUR	2,500.00	0.00	0.00	2,500.00	0.00
10-2210-300-33	ARP IDEA CON PROF DEV	4,000.00	0.00	30.00	3,970.00	0.75

Financial Report - Expenditures

Printed: 01/10/2023 12:39:09PM
Northwestern CUSD 2

Education Fund 10						
Function	2210	Improvement of Instruction Serv				
State Account Number	Description	Current Budget	M.T.D. Activity	Y.T.D. Activity	Budget Balance	% of Budget
2210 Improvement of Instruction Serv		16,300.00	675.00	4,150.12	12,149.88	25.46
Educational Media Services						
10-2220-100-4	MEDIA SALARY	43,000.00	3,661.92	21,689.86	21,310.14	50.44
10-2220-210-4	MEDIA TRS	3,600.00	362.16	2,145.12	1,454.88	59.59
10-2220-211-4	MEDIA NEC BENEFIT	1,000.00	86.52	512.44	487.56	51.24
10-2220-221-4	MEDIA LIFE INS	20.00	1.50	9.00	11.00	45.00
10-2220-300-4	MEDIA PURCHASE SERVICES	750.00	0.00	0.00	750.00	0.00
10-2220-400-4	MEDIA SUPPLIES	1,000.00	0.00	104.64	895.36	10.46
10-2220-430-4	MEDIA LIBRARY BOOKS	1,500.00	0.00	0.00	1,500.00	0.00
10-2220-431-4	MEDIA PER CAPITA GRANT	1,850.00	0.00	1,610.00	240.00	87.03
10-2220-440-4	MEDIA PERIODICALS	500.00	0.00	375.81	124.19	75.16
10-2220-640-4	MEDIA DUES & FEES	25.00	0.00	0.00	25.00	0.00
2220 Educational Media Services		53,245.00	4,112.10	26,446.87	26,798.13	49.67
Computer-Assisted Inst						
10-2225-100-6	COMPUTER COOD SALARY	41,375.00	3,459.98	20,615.22	20,759.78	49.83
10-2225-221-6	COMPUTER LIFE INS BENEFIT	20.00	0.75	4.50	15.50	22.50
10-2225-222-6	COMPUTER TECH MED INS BENEFIT	12,000.00	973.15	5,790.90	6,209.10	48.26
10-2225-300-6	COMPUTER PURCHASE SERVICES	7,750.00	0.00	9,497.74	(1,747.74)	122.55
10-2225-323-6	COMPUTER LEASE MAINT	8,500.00	0.00	9,214.41	(714.41)	108.40
10-2225-400-6	COMPUTER SUPPLIES	15,000.00	353.25	5,038.14	9,961.86	33.59
10-2225-500-6	COMPUTER CAPITAL OUTLAY	10,000.00	0.00	5,637.97	4,362.03	56.38
2225 Computer-Assisted Inst		94,645.00	4,787.13	55,798.88	38,846.12	58.96
Function 2300						
10-2300-100-17	TITLE 1 COORDINATOR SALARY	1,500.00	750.00	750.00	750.00	50.00
10-2300-210-17	TITLE I TRS BENEFIT	175.00	0.00	0.00	175.00	0.00
10-2300-300-15	0 - 3 ADMINISTRATIVE COSTS	3,000.00	0.00	2,000.00	1,000.00	66.67
10-2300-400-15	0-3 OFFICE SUPPLIES	4,000.00	201.91	757.25	3,242.75	18.93
2300 Function 2300		8,675.00	951.91	3,507.25	5,167.75	40.43
Board of Education Services						
10-2310-100-9	TREASURER	3,000.00	250.00	1,500.00	1,500.00	50.00
10-2310-221-9	TREASURER (54B)	5.00	0.00	0.00	5.00	0.00
10-2310-222-9	TREASURER (47B)	2,000.00	0.00	0.00	2,000.00	0.00
10-2310-300-9	BOARD PURCHASE SERVICES	3,750.00	25.00	1,460.00	2,290.00	38.93
10-2310-317-16	PREK AUDIT FEES	250.00	0.00	250.00	0.00	100.00
10-2310-317-9	BOARD AUDIT/FINANCIAL SERVICES	11,500.00	0.00	9,755.00	1,745.00	84.83
10-2310-318-11	DISTRICT LEGAL FEES	10,000.00	87.00	4,992.70	5,007.30	49.93
10-2310-318-9	BOARD LEGAL SERVICES	500.00	0.00	0.00	500.00	0.00
10-2310-332-9	BOARD TRAVEL EXPENSES	5,500.00	897.15	2,385.09	3,114.91	43.37

Financial Report - Expenditures

Printed: 01/10/2023 12:39:09PM
Northwestern CUSD 2

Education Fund 10						
Function	2310	Board of Education Services				
State Account Number	Description	Current Budget	M.T.D. Activity	Y.T.D. Activity	Budget Balance	% of Budget
10-2310-350-9	BOARD ADVERTISING/LEGAL PUBLICATION	1,300.00	98.64	188.66	1,111.34	14.51
10-2310-400-9	BOARD SUPPLIES	5,000.00	1,949.88	2,943.11	2,056.89	58.86
10-2310-640-9	BOARD DUES & FEES	3,500.00	0.00	3,302.00	198.00	94.34
2310	Board of Education Services	46,305.00	3,307.67	26,776.56	19,528.44	57.83
* Function						
Executive Admin Services						
10-2320-100-1	ADMIN SUPT'S SALARY	140,000.00	11,666.67	69,999.98	70,000.02	50.00
10-2320-110-1	ADMIN SEC SALARY	48,713.00	4,122.54	23,978.40	24,734.60	49.22
10-2320-210-1	TRS ADM 12/12 BENEFIT	12,000.00	1,153.84	6,923.04	5,076.96	57.69
10-2320-211-1	NEC ADM 12/12 BENEFIT	800.00	74.36	446.16	353.84	55.77
10-2320-212-1	THIS ADM 12/12B	2,000.00	201.28	1,207.68	792.32	60.38
10-2320-221-1	ADMIN. LIFE INS. BENEFIT	20.00	3.00	18.00	2.00	90.00
10-2320-222-1	ADMIN. MEDICAL INS. BEN	32,000.00	2,589.30	15,405.80	16,594.20	48.14
10-2320-300-1	ADM. PURCHASED SERVICES	1,000.00	0.00	0.00	1,000.00	0.00
10-2320-400-1	ADMINSTRATOR SUPPLIES	500.00	0.00	98.58	401.42	19.72
10-2320-500-1	ADM. CAPITAL OUTLAY	500.00	0.00	0.00	500.00	0.00
10-2320-640-1	ADMINSTRATOR DUES/FEES	2,000.00	0.00	1,109.31	890.69	55.47
2320	Executive Admin Services	239,533.00	19,810.99	119,186.95	120,346.05	49.76
* Function						
Office Of Principal Serv						
10-2410-100-2	ELEMENTARY PRINCIPAL SALARY	77,500.00	0.00	0.00	77,500.00	0.00
10-2410-100-4	PRINCIPAL SALARY	75,000.00	7,708.33	38,541.69	36,458.31	51.39
10-2410-110-2	ELE PRINCIPAL SEC SALARY	40,000.00	3,551.07	19,103.67	20,896.33	47.76
10-2410-110-4	PRINCIPAL SECRETARY SALARY	33,000.00	2,896.31	16,474.84	16,525.16	49.92
10-2410-115-11	ASST PRINCIPAL SALARY	17,000.00	6,041.67	43,390.57	(26,390.57)	255.24
10-2410-210-11	ASST PRINCIPAL TRS BENEFIT	2,000.00	597.52	4,291.34	(2,291.34)	214.57
10-2410-210-2	PRINCIPAL TRS BENEFIT	9,000.00	0.00	0.00	9,000.00	0.00
10-2410-210-4	PRINCIPAL TRS BENEFIT	6,500.00	762.36	3,811.80	2,688.20	58.64
10-2410-211-11	ASST PRINCIPAL NEC BENEFIT	150.00	38.50	276.52	(126.52)	184.35
10-2410-211-2	PRINCIPAL NEC BENEFIT	500.00	0.00	0.00	500.00	0.00
10-2410-211-4	PRINCIPAL NEC BENEFIT	500.00	49.13	245.69	254.31	49.14
10-2410-212-11	ASST PRINCIPAL ETHIS	400.00	104.24	748.64	(348.64)	187.16
10-2410-212-2	PRINCIPAL ADM/THIS	1,500.00	0.00	0.00	1,500.00	0.00
10-2410-212-4	PRINCIPAL ADM/THIS BENEFIT	1,100.00	132.99	664.99	435.01	60.45
10-2410-221-11	ASST PRINCIPAL LIFE INSUR	20.00	1.50	10.50	9.50	52.50
10-2410-221-2	PRINCIPAL LIFE INS BENEFIT	20.00	1.44	7.13	12.87	35.65
10-2410-221-4	HS PRINCIPAL LIFE INS BENEFIT	40.00	3.00	16.50	23.50	41.25
10-2410-222-11	ASST PRINCIPAL MEDICAL	4,000.00	901.66	6,358.60	(2,358.60)	158.97
10-2410-222-2	PRINCIPAL SEC MEDICAL INS BENEFIT	28,000.00	633.40	3,137.24	24,862.76	11.20
10-2410-222-4	HS PRINCIPAL SEC MEDICAL BENEFIT	16,500.00	2,606.30	13,656.50	2,843.50	82.77
10-2410-300-2	PRINCIPAL PURCHASE SERVICE	3,000.00	0.00	2,407.00	593.00	80.23

Financial Report - Expenditures

Printed: 01/10/2023 12:39:09PM
Northwestern CUSD 2

Education Fund 10						
Function	2410	Office Of Principal Serv				
State Account Number	Description		Current Budget	M.T.D. Activity	Y.T.D. Activity	Budget Balance % of Budget
10-2410-300-4	HS PRINCIPAL PURCHASE SERVICES		500.00	0.00	0.00	500.00 0.00
10-2410-400-2	PRINCIPAL 'S SUPPLIES		800.00	0.00	125.36	674.64 15.67
10-2410-400-4	HS PRINCIPAL SUPPLIES		500.00	0.00	150.49	349.51 30.10
10-2410-640-2	ELEMENTARY PRINCIPAL DUES & FEES		500.00	0.00	0.00	500.00 0.00
10-2410-640-4	HS PRINCIPAL DUES & FEES		500.00	0.00	0.00	500.00 0.00
2410	Office Of Principal Serv		318,530.00	26,029.42	153,419.07	165,110.93 48.16 * Function
Fiscal Services						
10-2520-100-11	FISCAL SERVICES SALARY		41,375.00	3,459.98	20,615.22	20,759.78 49.83
10-2520-221-11	FISCAL SERVICE LIFE INS		10.00	0.75	4.50	5.50 45.00
10-2520-222-11	FISCAL SERVICES MEDICAL INS		12,000.00	973.15	5,790.90	6,209.10 48.26
10-2520-300-11	FISCAL SERVICES PURCHASE SERVICES		5,000.00	0.00	0.00	5,000.00 0.00
10-2520-400-11	FISCAL SERVICES SUPPLIES		1,500.00	8.16	314.40	1,185.60 20.96
10-2520-640-11	FISCAL SERVICES DUES AND FEES		5,500.00	0.00	0.00	5,500.00 0.00
2520	Fiscal Services		65,385.00	4,442.04	26,725.02	38,659.98 40.87 * Function
Oper and Maint of Plant Services						
10-2540-300-32	ESSR 3 Building Purchase service		355,000.00	52,600.36	261,453.86	93,546.14 73.65
10-2540-340-11	TELEPHONE CHARGES		35,000.00	3,039.46	16,883.88	18,116.12 48.24
10-2540-500-31	ESSR 2 Building Maintenance		45,000.00	0.00	83,985.20	(38,985.20) 186.63
10-2540-500-32	ESSR 3 Building Capital Outlay		5,000.00	0.00	4,403.40	596.60 88.07
2540	Oper and Maint of Plant Services		440,000.00	55,639.82	366,726.34	73,273.66 83.35 * Function
Pupil Transportation Services						
10-2550-300-16	PREK PUPIL TRANSP SERV		750.00	0.00	0.00	750.00 0.00
2550	Pupil Transportation Services		750.00	0.00	0.00	750.00 0.00 * Function
Food Services						
10-2560-100-12	CAFETERIA SALARIES		100,000.00	10,807.73	49,366.52	50,633.48 49.37
10-2560-125-12	CAFETERIA SUB SALARY		1,000.00	30.00	1,364.75	(364.75) 136.48
10-2560-221-12	CAFETERIA LIFE INS BENEFIT		100.00	6.00	33.28	66.72 33.28
10-2560-222-12	CAFETERIA MED INS BENEFIT		25,000.00	1,929.00	12,194.15	12,805.85 48.78
10-2560-300-12	CAFETERIA PURCHASE SERVICES		2,000.00	76.70	2,502.17	(502.17) 125.11
10-2560-400-12	CAFETERIA SUPPLIES		120,000.00	16,851.73	68,227.90	51,772.10 56.86
10-2560-400-16	PRE K SNACKS		2,100.00	96.15	666.62	1,433.38 31.74
10-2560-410-12	CAFETERIA LUNCH REFUNDS		100.00	0.00	0.00	100.00 0.00
10-2560-610-12	CAFETERIA NON-FOOD SUPPLIES		6,750.00	1,241.65	4,161.25	2,588.75 61.65
2560	Food Services		257,050.00	31,038.96	138,516.64	118,533.36 53.89 * Function
Community Services						
10-3000-100-15	PAT SALARY		134,159.00	11,218.97	66,844.74	67,314.26 49.83
10-3000-100-16	PARENT EDUCATOR SALARY 3		21,400.00	1,367.99	6,917.04	14,482.96 32.32

D:\ts\Northwestern\sds\sv8\Finance\Swf_brp4_P.RPT

Financial Report - Expenditures

Printed: 01/10/2023 12:39:09PM
Northwestern CUSD 2

Education Fund 10						
Function	3000	Community Services				
State Account Number	Description	Current Budget	M.T.D. Activity	Y.T.D. Activity	Budget Balance	% of Budget
10-3000-221-15	PAT LIFE INS	70.00	4.50	27.00	43.00	38.57
10-3000-221-16	PREK PARENT ED LIFE INS	22.00	1.50	9.00	13.00	40.91
10-3000-222-15	PAT MEDICAL INS	15,700.00	1,320.00	7,850.00	7,850.00	50.00
10-3000-300-15	PAT PRUCHASE SERVICES	8,500.00	1,528.00	4,536.60	3,963.40	53.37
10-3000-300-16	PREK PARENT ED WKSHF	500.00	231.30	606.30	(106.30)	121.26
10-3000-400-15	PAT SUPPLIES	9,000.00	1,681.60	6,100.38	2,899.62	67.78
10-3000-400-16	PREK PAR ED WKSHF SUPPLI	2,000.00	221.79	849.15	1,150.85	42.46
10-3000-400-17	TITLE PARENT ED SUPPLIES	200.00	0.00	0.00	200.00	0.00
3000	Community Services	191,551.00	17,575.65	93,740.21	97,810.79	48.94
Nonprogrammed Charges						
10-4000-300-27	Special Ed Flow Through Payments to other District	38,000.00	4,216.00	22,926.00	15,074.00	60.33
10-4000-300-36	ARP - McKinney-Vento Homeless Purchase Service	9,441.00	0.00	0.00	9,441.00	0.00
10-4000-600-27	Special Ed Flow Through Payments to other District	52,789.00	6,981.00	25,987.00	26,802.00	49.23
4000	Nonprogrammed Charges	100,230.00	11,197.00	48,913.00	51,317.00	48.80
Payments Reg Programs						
10-4110-390-4	INDUSTRIAL ARTS PAYMENTS	26,000.00	0.00	0.00	26,000.00	0.00
4110	Payments Reg Programs	26,000.00	0.00	0.00	26,000.00	0.00
Payments Sp Ed Programs						
10-4120-670-10	SP ED OTHER TUITION	69,000.00	20,951.00	67,193.00	1,807.00	97.38
4120	Payments Sp Ed Programs	69,000.00	20,951.00	67,193.00	1,807.00	97.38
10	Education Fund	5,269,780.00	471,146.88	2,650,644.36	2,619,135.64	50.30
Oper and Maint of Plant Services						
20-2540-100-11	BUILDING SALARIES	170,000.00	14,270.97	91,479.49	78,520.51	53.81
20-2540-125-11	BUILDING SALARY SUBS	3,000.00	142.50	621.75	2,378.25	20.73
20-2540-221-11	BUILDING LIFE INS BEN	85.00	8.25	48.47	36.53	57.02
20-2540-222-11	BUILDING MED INS BENEFIT	33,000.00	2,876.50	16,078.35	16,921.65	48.72
20-2540-300-11	BUILDING PURCHASE SER DISTRICT	25,000.00	1,965.50	16,320.57	8,679.43	65.28
20-2540-370-11	WATER/SEWER FOR DISTRICT	8,000.00	1,300.01	5,218.15	2,781.85	65.23
20-2540-400-11	BUILDING SUPPLIES DISTRICT	50,000.00	5,741.63	33,548.59	16,451.41	67.10
20-2540-400-29	CARES BUILDING SUPPLIES	0.00	36.69	279.61	(279.61)	0.00
20-2540-465-11	GAS FOR DISTRICT	40,000.00	1,464.81	4,887.57	35,112.43	12.22
20-2540-466-11	ELECTRIC FOR DISTRICT	31,000.00	2,087.60	23,993.31	7,006.69	77.40
20-2540-500-11	DISTRICT CAPITAL OUTLAY	80,000.00	0.00	0.00	80,000.00	0.00
20-2540-510-11	BUILDING MAINTENANCE GRANT	66,000.00	0.00	16,000.00	50,000.00	24.24
2540	Oper and Maint of Plant Services	506,085.00	29,894.46	208,475.86	297,609.14	41.19

Financial Report - Expenditures

Printed: 01/10/2023 12:39:09PM
Northwestern CUSD 2

Oper, Build, & Maint Fund 20						
Function	2540	Oper and Maint of Plant Services				
State Account Number	Description	Current Budget	M.T.D. Activity	Y.T.D. Activity	Budget Balance	% of Budget
20 Oper, Build, & Maint Fund		506,085.00	29,894.46	208,475.86	297,609.14	41.19
General Obligations Bonds						
30-5220-620-11	BOND INTEREST PAID	6,771.00	0.00	4,026.00	2,745.00	59.46
5220 General Obligations Bonds		6,771.00	0.00	4,026.00	2,745.00	59.46
General Obligation Bonds						
30-5320-610-11	BOND PRINCIPAL RETIRED	105,000.00	0.00	105,000.00	0.00	100.00
5320 General Obligation Bonds		105,000.00	0.00	105,000.00	0.00	100.00
30 Debt Service Fund or Fund Group		111,771.00	0.00	109,026.00	2,745.00	97.54
Special Ed Programs K-12						
40-1200-300-14	SPECIAL ED MILEAGE REIM	2,000.00	0.00	1,675.00	325.00	83.75
1200 Special Ed Programs K-12		2,000.00	0.00	1,675.00	325.00	83.75
Pupil Transportation Services						
40-2550-100-14	TRANSPORTATION SALARIES	155,000.00	16,507.64	84,958.24	70,041.76	54.81
40-2550-111-14	TRANSPORTATION SALARY EXTRA TRIPS	22,500.00	2,423.38	14,333.06	8,166.94	63.70
40-2550-125-14	TRANSPORTATION SUBS	3,000.00	661.50	2,226.25	773.75	74.21
40-2550-160-14	TRANS BUS SP ED SAL	64,000.00	2,083.20	10,957.38	53,042.62	17.12
40-2550-211-14	TRANSPORTATION SALARIES (25B)	20.00	13.13	33.12	(13.12)	165.60
40-2550-212-14	TRANSPORTATION IMRF	7,000.00	0.00	0.00	7,000.00	0.00
40-2550-221-14	TRANSPORTATION LIFE INS BENEFIT	150.00	11.77	67.28	82.72	44.85
40-2550-222-14	TRANSPORTATION MEDICAL BENEFIT	25,500.00	1,972.60	11,818.51	13,681.49	46.35
40-2550-300-14	TRANSPORTATION PURCHASE SERVICES	12,500.00	600.00	10,414.67	2,085.33	83.32
40-2550-400-14	TRANSPORTATION SUPPLIES	25,000.00	4,508.66	8,616.48	16,383.52	34.47
40-2550-463-14	TRANSPORTATION TIRES	3,000.00	422.69	422.69	2,577.31	14.09
40-2550-464-14	TRANSPORTATION FUEL	50,000.00	12,980.21	35,305.49	14,694.51	70.61
40-2550-500-14	TRANSPORTATION CAPITAL OUTLAY	180,000.00	0.00	169,708.00	10,292.00	94.28
2550 Pupil Transportation Services		547,670.00	42,184.78	348,861.17	198,808.83	63.70
40 Transportation Fund		549,670.00	42,184.78	350,536.17	199,133.83	63.77
Function 1000						
50-1000-213-32	ESSR Summer School Salary (FR)	0.00	0.00	229.50	(229.50)	0.00
50-1000-214-32	ESSR 3 COVID (MR)	0.00	0.00	63.80	(63.80)	0.00
50-1000-214-35	AFTER SCHOOL GRANT SALARY (MR)	15.00	0.00	14.51	0.49	96.73
1000 Function 1000		15.00	0.00	307.81	(292.81)	2,052.07
Regular Programs						
50-1110-212-2	TEACHER'S AIDE IMRF BENEFIT	2,500.00	260.89	1,259.07	1,240.93	50.36

Financial Report - Expenditures

Printed: 01/10/2023 12:39:09PM
Northwestern CUSD 2

I.M.R.F./Soc. Sec. Fund 50						
Function	1110	Regular Programs				
State Account Number	Description		Current Budget	M.T.D. Activity	Y.T.D. Activity	Budget Balance % of Budget
50-1110-213-2	TEACHER'S AID FICA BENEFIT		5,000.00	258.90	1,229.76	3,770.24 24.60
50-1110-214-2	REG PROG MEDICARE ONLY		12,000.00	756.99	4,440.02	7,559.98 37.00
1110 Regular Programs			19,500.00	1,276.78	6,928.85	12,571.15 35.53 * Function
Function 1112						
50-1112-213-3	JR HIGH SALARIES (FR)		350.00	24.48	24.48	325.52 6.99
50-1112-214-3	JR HIGH MEDICARE		3,000.00	190.12	1,085.30	1,914.70 36.18
1112 Function 1112			3,350.00	214.60	1,109.78	2,240.22 33.13 * Function
Function 1113						
50-1113-212-4	HS IMRF BENEFIT		4,300.00	481.69	1,968.76	2,331.24 45.79
50-1113-213-4	HS FICA BENEFIT		8,500.00	941.49	3,926.48	4,573.52 46.19
50-1113-214-4	REG PROG MEDICARE ONLY		5,000.00	434.20	2,027.18	2,972.82 40.54
1113 Function 1113			17,800.00	1,857.38	7,922.42	9,877.58 44.51 * Function
Regular Programs						
50-1115-214-11	ART SALARY (MR)		0.00	39.17	162.83	(162.83) 0.00
1115 Regular Programs			0.00	39.17	162.83	(162.83) 0.00 * Function
Pre-K Programs						
50-1125-212-16	PRE K IMRF BENEFIT 3-5		3,000.00	309.58	1,349.82	1,650.18 44.99
50-1125-213-16	PRE K FICA 3-5		2,500.00	277.74	1,200.84	1,299.16 48.03
50-1125-214-16	PRE K MEDICARE 3-5		600.00	27.58	167.67	432.33 27.95
1125 Pre-K Programs			6,100.00	614.90	2,718.33	3,381.67 44.56 * Function
Special Ed Programs K-12						
50-1200-212-10	SPECIAL ED IMRF		3,200.00	414.89	1,633.54	1,566.46 51.05
50-1200-213-10	SPECIAL ED FICA		3,000.00	408.01	1,498.32	1,501.68 49.94
50-1200-213-10	HELUMS SUB SALARY (FR)		10.00	0.00	0.00	10.00 0.00
50-1200-214-10	SPECIAL ED MEDICARE ONLY		3,200.00	349.37	1,904.92	1,295.08 59.53
50-1200-214-10	HAMPTON SUB SALARY SPEC E (MR)		20.00	0.00	2.18	17.82 10.90
50-1200-214-10	WALCH SUB SALARY (MR)		20.00	4.35	8.41	11.59 42.05
50-1200-214-10	MARKLE SUB SALARY (MR)		0.00	3.12	11.09	(11.09) 0.00
50-1200-214-10	T WHITE SUB (MR)		10.00	6.23	12.60	(2.60) 126.00
50-1200-214-10	SCHRAMM SUB SALARY (MR)		5.00	3.41	3.41	1.59 68.20
50-1200-214-10	HELUMS SUB SALARY (MR)		15.00	0.00	0.60	14.40 4.00
1200 Special Ed Programs K-12			9,480.00	1,189.38	5,075.07	4,404.93 53.53 * Function
Behavior Disordered (Bd)						
50-1212-214-10	BD AIDE MEDICARE		100.00	0.00	81.08	18.92 81.08
1212 Behavior Disordered (Bd)			100.00	0.00	81.08	18.92 81.08 * Function
Remedial and Supplemental Programs K-12						
50-1250-212-17	TITLE I IMRF		8,500.00	514.94	2,659.33	5,840.67 31.29

Financial Report - Expenditures

Printed: 01/10/2023 12:39:09PM
Northwestern CUSD 2

I.M.R.F./Soc. Sec. Fund 50							
Function		1250 Remedial and Supplemental Programs K-12					
State Account Number	Description	Current Budget	M.T.D. Activity	Y.T.D. Activity	Budget Balance	% of Budget	
50-1250-213-17	TITLE I FICA	7,000.00	456.47	2,322.76	4,677.24	33.18	
50-1250-214-17	TITLE I MEDICARE	150.00	0.00	0.00	150.00	0.00	
1250	Remedial and Supplemental Programs K-12	15,650.00	971.41	4,982.09	10,667.91	31.83	* Function
Career and Technical Education (CTE) Programs							
50-1400-214-4	CTEI SUMMER STIPEND (MR)	20.00	0.00	0.00	20.00	0.00	
1400	Career and Technical Education (CTE) Programs	20.00	0.00	0.00	20.00	0.00	* Function
Agricultural Occupations							
50-1401-213-4	AGRICULTURAL SALARY HAMPT (FR)	50.00	0.00	0.00	50.00	0.00	
50-1401-214-4	AG ED SUPP MEDICARE ONLY	900.00	75.19	437.57	462.43	48.62	
1401	Agricultural Occupations	950.00	75.19	437.57	512.43	46.06	* Function
Business & Office							
50-1407-213-4	BUSINESS ED SALARY (FR)	50.00	0.00	0.00	50.00	0.00	
50-1407-214-4	BUSINESS ED MEDICARE	660.00	54.51	321.83	338.17	48.76	
1407	Business & Office	710.00	54.51	321.83	388.17	45.33	* Function
Function 1420							
50-1420-213-4	HOME ECONOMICS SALARY (FR)	75.00	0.00	0.00	75.00	0.00	
50-1420-214-4	HOME EC MEDICARE	400.00	42.16	278.68	121.32	69.67	
1420	Function 1420	475.00	42.16	278.68	196.32	58.67	* Function
Interscholastic Programs							
50-1500-213-4	BAND/CHORUS SUBS (FR)	20.00	0.00	0.00	20.00	0.00	
50-1500-214-4	BANK MEDICARE	50.00	15.66	15.66	34.34	31.32	
1500	Interscholastic Programs	70.00	15.66	15.66	54.34	22.37	* Function
Function 1510							
50-1510-214-4	FOOTBALL MEDICARE	10.00	0.00	0.00	10.00	0.00	
1510	Function 1510	10.00	0.00	0.00	10.00	0.00	* Function
Function 1515							
50-1515-213-4	GOLF FICA	225.00	226.52	226.52	(1.52)	100.68	
50-1515-214-4	GOLF MEDICARE	10.00	0.00	0.00	10.00	0.00	
1515	Function 1515	235.00	226.52	226.52	8.48	96.39	* Function
Extracurricular Programs							
50-1520-214-4	V BB FICA MEDICARE ONLY	10.00	9.96	9.96	0.04	99.60	
1520	Extracurricular Programs	10.00	9.96	9.96	0.04	99.60	* Function
Function 1530							
50-1530-213-4	V VOLLEYBALL FICA BEN	10.00	0.00	0.00	10.00	0.00	
50-1530-214-4	V VB COACH MEDICARE	10.00	0.00	0.00	10.00	0.00	
1530	Function 1530	20.00	0.00	0.00	20.00	0.00	* Function

Financial Report - Expenditures

Printed: 01/10/2023 12:39:09PM
Northwestern CUSD 2

I.M.R.F./Soc. Sec. Fund 50						
Function	1540	Function 1540				
State Account Number	Description		Current Budget	M.T.D. Activity	Y.T.D. Activity	Budget Balance % of Budget
Function 1540						
50-1540-214-4	YEARBOOK SPONSOR MEDICARE ONLY		40.00	13.23	13.23	26.77 33.08
1540	Function 1540		40.00	13.23	13.23	26.77 33.08 * Function
Function 1560						
50-1560-213-3	JH VB FICA		400.00	0.00	0.00	400.00 0.00
50-1560-214-3	JH VB MEDICARE		25.00	0.00	0.00	25.00 0.00
1560	Function 1560		425.00	0.00	0.00	425.00 0.00 * Function
Function 1575						
50-1575-213-4	SCHOLASTIC BOWL FICA		25.00	0.00	0.00	25.00 0.00
50-1575-214-3	JH SCHOLASTIC BOWL SALARY (MR)		15.00	0.00	0.00	15.00 0.00
50-1575-214-4	SCHOLASTIC BOWL MEDICAID		20.00	0.00	0.00	20.00 0.00
1575	Function 1575		60.00	0.00	0.00	60.00 0.00 * Function
Function 1585						
50-1585-213-3	JH TRACK FICA		10.00	0.00	0.00	10.00 0.00
50-1585-214-3	JH TRACK MED		15.00	0.00	0.00	15.00 0.00
1585	Function 1585		25.00	0.00	0.00	25.00 0.00 * Function
Function 1590						
50-1590-213-3	JH BASEBALL SALARY (FR)		400.00	0.00	396.51	3.49 99.13
50-1590-214-3	JH BASEBALL SALARY (MR)		50.00	0.00	13.54	36.46 27.08
1590	Function 1590		450.00	0.00	410.05	39.95 91.12 * Function
Function 1591						
50-1591-214-4	NAT'L HONOR MEDICARE		10.00	2.68	2.68	7.32 26.80
1591	Function 1591		10.00	2.68	2.68	7.32 26.80 * Function
Gifted Programs						
50-1650-213-13	GIFTED FICA		10.00	0.00	0.00	10.00 0.00
50-1650-214-13	GIFTED MEDICARE		10.00	0.00	0.00	10.00 0.00
1650	Gifted Programs		20.00	0.00	0.00	20.00 0.00 * Function
Function 1660						
50-1660-214-3	JH TRACK MED		20.00	0.00	0.00	20.00 0.00
1660	Function 1660		20.00	0.00	0.00	20.00 0.00 * Function
Drivers Education Program						
50-1700-213-4	DRIVERS ED SALARY (FR)		30.00	0.00	0.00	30.00 0.00
50-1700-214-4	DRIVER'S ED MEDICARE		400.00	32.00	188.36	211.64 47.09
1700	Drivers Education Program		430.00	32.00	188.36	241.64 43.80 * Function
Guidance Services						

Financial Report - Expenditures

Printed: 01/10/2023 12:39:09PM
Northwestern CUSD 2

I.M.R.F./Soc. Sec. Fund 50						
Function 2120		Guidance Services				
State Account Number	Description		Current Budget	M.T.D. Activity	Y.T.D. Activity	Budget Balance % of Budget
50-2120-213-4		GUIDANCE SALARY (FR)	50.00	0.00	0.00	50.00 0.00
50-2120-214-4		GUIDANCE MEDICARE	700.00	75.66	334.65	365.35 47.81
2120	Guidance Services		750.00	75.66	334.65	415.35 44.62 * Function
Health Services						
50-2130-213-8		HEALTH FICA BENEFIT	50.00	0.00	0.00	50.00 0.00
50-2130-214-8		HEALTH MEDICARE	750.00	62.28	371.28	378.72 49.50
2130	Health Services		800.00	62.28	371.28	428.72 46.41 * Function
Speech Pathology/Audio Services						
50-2150-213-2		SPEECH THERAPIST SALARY (FR)	50.00	0.00	0.00	50.00 0.00
50-2150-214-2		SPEECH MEDICARE ONLY	850.00	72.50	432.58	417.42 50.89
2150	Speech Pathology/Audio Services		900.00	72.50	432.58	467.42 48.06 * Function
Improvement of Instruction Serv						
50-2210-214-4		AG ED INCENTIVE SALARY (MR)	25.00	0.00	0.00	25.00 0.00
2210	Improvement of Instruction Serv		25.00	0.00	0.00	25.00 0.00 * Function
Educational Media Services						
50-2220-213-4		MEDIA SALARY (FR)	50.00	0.00	0.00	50.00 0.00
50-2220-214-4		MEDIA MEDICARE	650.00	53.10	314.52	335.48 48.39
2220	Educational Media Services		700.00	53.10	314.52	385.48 44.93 * Function
Computer-Assisted Inst						
50-2225-212-6		COMPUTER IMRF BENE	4,000.00	304.13	1,812.08	2,187.92 45.30
50-2225-213-6		COMPUTER FICA	3,200.00	262.78	1,565.60	1,634.40 48.93
2225	Computer-Assisted Inst		7,200.00	566.91	3,377.68	3,822.32 46.91 * Function
Function 2300						
50-2300-214-17		TITLE I MEDICARE	40.00	10.71	10.71	29.29 26.78
2300	Function 2300		40.00	10.71	10.71	29.29 26.78 * Function
Board of Education Services						
50-2310-212-9		TREAS IMRF BENEFIT	325.00	0.00	0.00	325.00 0.00
50-2310-213-9		TREAS FICA BEN	275.00	0.00	0.00	275.00 0.00
50-2310-214-9		TREAS MEDICARE	20.00	0.00	0.00	20.00 0.00
2310	Board of Education Services		620.00	0.00	0.00	620.00 0.00 * Function
Executive Admin Services						
50-2320-212-1		ADMIN. SEC. IMRF BENEFIT	5,000.00	362.38	2,107.74	2,892.26 42.15
50-2320-213-1		ADMIN SEC FICA BENEFIT	3,500.00	316.91	1,835.91	1,664.09 52.45
50-2320-214-1		ADMIN MEDICARE ONLY	1,050.00	169.16	676.64	373.36 64.44
2320	Executive Admin Services		9,550.00	848.45	4,620.29	4,929.71 48.38 * Function
Office Of Principal Serv						

Financial Report - Expenditures

Printed: 01/10/2023 12:39:09PM
Northwestern CUSD 2

I.M.R.F./Soc. Sec. Fund 50						
Function	2410	Office Of Principal Serv				
State Account Number	Description		Current Budget	M.T.D. Activity	Y.T.D. Activity	Budget Balance % of Budget
50-2410-212-2	PRINC IMRF BENE		4,000.00	312.13	1,714.82	2,285.18 42.87
50-2410-212-4	HS PRINC IMRF BENEFIT		3,000.00	254.59	1,448.15	1,551.85 48.27
50-2410-213-11	ASST PRINCIPAL SALARY (FR)		50.00	0.00	0.00	50.00 0.00
50-2410-213-2	ELE PRINC FICA BEN		3,000.00	275.48	1,496.25	1,503.75 49.88
50-2410-213-4	HS PRINC FICA BEN		2,500.00	223.86	1,262.61	1,237.39 50.50
50-2410-214-11	ASST PRINCIPAL MEDICARE ONLY		1,100.00	87.60	453.94	646.06 41.27
50-2410-214-4	HS PRINC MEDICARE ONLY		1,000.00	111.78	558.90	441.10 55.89
2410	Office Of Principal Serv		14,650.00	1,265.44	6,934.67	7,715.33 47.34 * Function
Fiscal Services						
50-2520-212-11	FISCAL SERVICES IMRF BEN		4,000.00	304.13	1,812.06	2,187.94 45.30
50-2520-213-11	FISCAL SERVICES FICA BENEFIT		4,000.00	262.78	1,565.62	2,434.38 39.14
2520	Fiscal Services		8,000.00	566.91	3,377.68	4,622.32 42.22 * Function
Oper and Maint of Plant Services						
50-2540-212-11	BLDG IMRF BENEFIT		16,000.00	1,266.94	7,663.28	8,336.72 47.90
50-2540-213-11	BLDG FICA BENEFITS		13,000.00	1,102.65	6,917.04	6,082.96 53.21
50-2540-214-11	BLDG MEDICARE		50.00	0.00	24.40	25.60 48.80
2540	Oper and Maint of Plant Services		29,050.00	2,369.59	14,604.72	14,445.28 50.27 * Function
Pupil Transportation Services						
50-2550-212-14	TRANSPORTATION IMRF		12,000.00	1,839.78	9,510.84	2,489.16 79.26
50-2550-213-14	TRANSPORTATION FICA		15,000.00	1,619.61	8,346.30	6,653.70 55.64
50-2550-214-14	TRANSPORTATION MEDICARE		75.00	11.73	44.42	30.58 59.23
50-2550-214-32	ESSR 3 COVID (MR)		1.00	0.00	0.00	1.00 0.00
2550	Pupil Transportation Services		27,076.00	3,471.12	17,901.56	9,174.44 66.12 * Function
Food Services						
50-2560-212-12	CAFETERIA IMRF BENEFIT		9,000.00	949.99	4,339.28	4,660.72 48.21
50-2560-213-12	CAFETERIA FICA BENEFIT		7,000.00	829.09	3,880.94	3,119.06 55.44
2560	Food Services		16,000.00	1,779.08	8,220.22	7,779.78 51.38 * Function
Community Services						
50-3000-212-15	PAT IMRF BENEFIT		13,000.00	986.14	5,875.60	7,124.40 45.20
50-3000-212-16	PARENT EDUCATOR IMRF BENEFIT		2,100.00	120.24	607.99	1,492.01 28.95
50-3000-213-15	PAT FICA		10,200.00	858.23	5,113.53	5,086.47 50.13
50-3000-213-16	PARENT EDUCATOR FICA		1,700.00	104.65	529.15	1,170.85 31.13
50-3000-214-15	PAT MEDICARE		1.00	0.00	1.81	(0.81) 181.00
3000	Community Services		27,001.00	2,069.26	12,128.08	14,872.92 44.92 * Function
50	I.M.R.F./Soc. Sec. Fund		218,337.00	19,846.54	103,821.44	114,515.56 47.55 Fund
Facilities Acqu Const Services						
60-2530-300-11	Sales Tax Purch Ser		200,000.00	0.00	200,554.00	(554.00) 100.28

Financial Report - Expenditures

Printed: 01/10/2023 12:39:09PM
Northwestern CUSD 2

Capital Projects Fund or Fund Group 60						
Function	2530	Facilities Acqu Const Services				
State Account Number	Description	Current Budget	M.T.D. Activity	Y.T.D. Activity	Budget Balance	% of Budget
60-2530-400-11	Facility Tax Supplies	20,000.00	0.00	7,023.75	12,976.25	35.12
60-2530-500-11	Facility Sales Tax Capital Outlay	10,000.00	0.00	5,075.00	4,925.00	50.75
2530	Facilities Acqu Const Services	230,000.00	0.00	212,652.75	17,347.25	92.46
60	Capital Projects Fund or Fund Group	230,000.00	0.00	212,652.75	17,347.25	92.46
Risk Management and Claims Services Payments						
80-2365-310-11	RISK MAN PUR SER	17,000.00	0.00	11,540.66	5,459.34	67.89
80-2365-410-11	RISK MAN SUPPLIES	1,000.00	0.00	0.00	1,000.00	0.00
80-2365-510-11	RISK MAN CAP OUTLAY	1,000.00	0.00	0.00	1,000.00	0.00
2365	Risk Management and Claims Services Payments	19,000.00	0.00	11,540.66	7,459.34	60.74
Legal Services						
80-2369-310-11	TREASURERS BOND	1,814.00	0.00	1,814.00	0.00	100.00
2369	Legal Services	1,814.00	0.00	1,814.00	0.00	100.00
80	Tort Immunity and Judgment Fund	20,814.00	0.00	13,354.66	7,459.34	64.16
Facilities Acqu Const Services						
90-2530-300-11	FIRE & SAFETY PURCHASE SERVICE	105,000.00	0.00	79,227.50	25,772.50	75.45
90-2530-400-11	FIRE AND SAFETY SUPPLIES	500.00	0.00	0.00	500.00	0.00
2530	Facilities Acqu Const Services	105,500.00	0.00	79,227.50	26,272.50	75.10
90	Capital Improvement Fund	105,500.00	0.00	79,227.50	26,272.50	75.10
Report Total:		7,011,957.00	563,072.66	3,727,738.74	3,284,218.26	53.16

Financial Report - Revenue

Printed: 01/10/2023 12:40:11PM
Northwestern CUSD 2

Education Fund 10								
Source of Revenue		1100	Ad Valorem Taxes					
State Account Number	Description	Current Budget	M.T.D. Activity	Y.T.D. Revenue	Budget Balance	% of Budget		
Ad Valorem Taxes								
10-1110-11	GENERAL TAX LEVY	(1,180,650.00)	0.00	715,084.77	(465,565.23)	60.57		
10-1130-11	LEASING LEVY	(5,839.00)	0.00	3,535.47	(2,303.53)	60.55		
10-1140-10	SPECIAL ED TAXES	(10,700.00)	0.00	6,479.58	(4,220.42)	60.56		
10-1230-11	REPLACEMENT TAXES	(68,051.00)	(15,885.50)	104,519.57	36,468.57	153.59		
10-1510-11	INTEREST ON INVESTMENTS	(25,000.00)	(2,488.35)	17,816.60	(7,183.40)	71.27		
10-1620-12	ADULT LUNCHES	(4,000.00)	(567.00)	1,162.00	(2,838.00)	29.05		
10-1711-3-15	JR HIGH VOLLEYBALL RECEIPTS	(1,000.00)	0.00	0.00	(1,000.00)	0.00		
10-1711-4-17	HS GOLF	(200.00)	0.00	30.00	(170.00)	15.00		
10-1720-3	JR HIGH BASEBALL FEES	(200.00)	0.00	420.00	220.00	210.00		
10-1720-3	JR HIGH SOFTBALL FEES	(400.00)	0.00	360.00	(40.00)	90.00		
10-1720-3-11	JR HIGH TRACK FEES	(400.00)	0.00	0.00	(400.00)	0.00		
10-1720-3-6	JR HIGH VB FEES	(250.00)	(280.00)	280.00	30.00	112.00		
10-1720-4-17	GYM UNIFORMS	(500.00)	(60.00)	1,030.00	530.00	206.00		
10-1720-4-4	PARKING FEES	(750.00)	0.00	600.00	(150.00)	80.00		
10-1811-11	TEXTBOOK RENTAL	(17,000.00)	0.00	3,663.91	(13,336.09)	21.55		
10-1910-1	MODESTO FARM REVENUE	(18,000.00)	6,264.30	68,646.56	50,646.56	381.37		
10-1910-11	SCOTTVILLE FARM REVENUE	(150,000.00)	(118,300.07)	43,950.82	(106,049.18)	29.30		
10-1991-11	Payment from Other Districts	(4,500.00)	0.00	0.00	(4,500.00)	0.00		
10-1999-11	OTHER REVENUE	(15,000.00)	0.00	27,205.29	12,205.29	181.37		
1100	Ad Valorem Taxes	(1,502,440.00)	(131,316.62)	994,784.57	(507,655.43)	66.21	*	Source of Revenue
Revenue From State Sources								
10-3001-11	GENERAL STATE AID	(1,693,335.00)	(161,670.00)	808,350.00	(884,985.00)	47.74		
3000	Revenue From State Sources	(1,693,335.00)	(161,670.00)	808,350.00	(884,985.00)	47.74	*	Source of Revenue
Spec Ed-Priv Facility Tuition								
10-3100-10	SPECIAL ED PRIVATE FACILITY	(54,901.00)	0.00	28,238.59	(26,662.41)	51.44		
10-3120-10	SPECIAL ED ORPH/FOSTER REIM	(40,440.00)	0.00	41,428.00	988.00	102.44		
3100	Spec Ed-Priv Facility Tuition	(95,341.00)	0.00	69,666.59	(25,674.41)	73.07	*	Source of Revenue
Career and Technical Education CTE Tech Prep								
10-3200-4	CTEI	(9,014.00)	0.00	0.00	(9,014.00)	0.00		
10-3235-4	Agriculture Education	(9,000.00)	(6,258.00)	8,149.00	(851.00)	90.54		
10-3360-12	STATE FREE LUNCH/BREAKFAST	(3,000.00)	(115.56)	303.50	(2,696.50)	10.12		
10-3370-4	DRIVERS ED REIM	(2,500.00)	(1,225.41)	3,676.23	1,176.23	147.05		
3200	Career and Technical Education CTE Tech Prep	(23,514.00)	(7,598.97)	12,128.73	(11,385.27)	51.58	*	Source of Revenue
E.C.-Prevention Initiativ								
10-3705-15	CHILD AT RISK 0-3	(204,390.00)	(17,032.00)	85,160.00	(119,230.00)	41.67		
10-3705-16	CHILD AT RISK 3-5	(132,351.00)	(10,000.00)	60,000.00	(72,351.00)	45.33		
3700	E.C.-Prevention Initiativ	(336,741.00)	(27,032.00)	145,160.00	(191,581.00)	43.11	*	Source of Revenue

Financial Report - Revenue

Printed: 01/10/2023 12:40:11PM
Northwestern CUSD 2

Education Fund 10						
Source of Revenue		3900	Cdb-Bond Principal			
State Account Number	Description		Current Budget	M.T.D. Activity	Y.T.D. Revenue	Budget Balance % of Budget
Cdb-Bond Principal						
10-3999-11	OTHER STATE PROGRAMS		(3,516.00)	0.00	0.00	(3,516.00) 0.00
3900	Cdb-Bond Principal		(3,516.00)	0.00	0.00	(3,516.00) 0.00 * Source of Revenue
Title V - Innovation and Flexibility Formula						
10-4107-11-409900	REAP		(19,000.00)	0.00	0.00	(19,000.00) 0.00
10-4210-12-409900	NAT'L SCHOOL LUNCH PROGRAM		(200,000.00)	(13,943.69)	69,076.12	(130,923.88) 34.54
10-4220-12-409900	SCHOOL BREAKFAST PROGRAM		(40,000.00)	(5,161.83)	21,168.61	(18,831.39) 52.92
4100	Title V - Innovation and Flexibility Formula		(259,000.00)	(19,105.52)	90,244.73	(168,755.27) 34.84 * Source of Revenue
Title I - Low Income						
10-4300-17-409900	TITLE 1 REIMBURSEMENT		(113,672.00)	0.00	45,708.00	(67,964.00) 40.21
4300	Title I - Low Income		(113,672.00)	0.00	45,708.00	(67,964.00) 40.21 * Source of Revenue
Fed-Sp Ed-Preschool Flow						
10-4600-10-460500	Fed Special Ed Preschool Flow Through		(3,314.00)	0.00	1,776.00	(1,538.00) 53.59
10-4620-10-409900	IDEA PART B FLOW THROUGH		(95,182.00)	0.00	42,149.00	(53,033.00) 44.28
4600	Fed-Sp Ed-Preschool Flow		(98,496.00)	0.00	43,925.00	(54,571.00) 44.60 * Source of Revenue
Ve-II Voc Curriculum Ctr						
10-4770-4-409900	PERKINS GRANT		(3,855.00)	0.00	1,000.00	(2,855.00) 25.94
4700	Ve-II Voc Curriculum Ctr		(3,855.00)	0.00	1,000.00	(2,855.00) 25.94 * Source of Revenue
Medicaid Matching Fund						
10-4932-18-409900	TITLE II TEACHER QUALITY		0.00	0.00	570.00	570.00 0.00
10-4991-11-409900	MEDICAID OUTREACH		(24,000.00)	0.00	8,325.12	(15,674.88) 34.69
10-4992-11-409900	MEDICAID REIMBURSEMENT		(20,000.00)	0.00	0.00	(20,000.00) 0.00
10-4998-11	CARES REVENUE		(700,000.00)	0.00	461,358.00	(238,642.00) 65.91
4900	Medicaid Matching Fund		(744,000.00)	0.00	470,253.12	(273,746.88) 63.21 * Source of Revenue
Sources of Funds						
10-7300-11	SALE OF ASSETS		(15,000.00)	0.00	3,505.00	(11,495.00) 23.37
7000	Sources of Funds		(15,000.00)	0.00	3,505.00	(11,495.00) 23.37 * Source of Revenue
10	Education Fund		(4,888,910.00)	(346,723.11)	2,684,725.74	(2,204,184.26) 54.91 Fund
Ad Valorem Taxes						
20-1111-11	General Tax Levy		(199,367.00)	0.00	120,736.86	(78,630.14) 60.56
20-1230-11	PERSONAL PROPERTY REPLA TAXES		(118,000.00)	0.00	0.00	(118,000.00) 0.00
20-1510-11	INTERST EARNED		(7,000.00)	(106.30)	2,915.06	(4,084.94) 41.64
20-1910-11	FARM REVENUE		(10,000.00)	0.00	0.00	(10,000.00) 0.00
20-1999-11	OTHER REVENUE		(53,000.00)	(253.00)	253.00	(52,747.00) 0.48
1100	Ad Valorem Taxes		(387,367.00)	(359.30)	123,904.92	(263,462.08) 31.99 * Source of Revenue

Revenue From State Sources

D:\ts\Northwestern\sds\sv8\Finance\Swf_brp4_P.RPT

Financial Report - Revenue

Printed: 01/10/2023 12:40:11PM
Northwestern CUSD 2

Oper, Build, & Maint Fund 20						
Source of Revenue		Revenue From State Sources				
State Account Number	Description	Current Budget	M.T.D. Activity	Y.T.D. Revenue	Budget Balance	% of Budget
20-3001-11	GENERAL STATE AID	(50,000.00)	0.00	0.00	(50,000.00)	0.00
3000	Revenue From State Sources	(50,000.00)	0.00	0.00	(50,000.00)	0.00
20	Oper, Build, & Maint Fund	(437,367.00)	(359.30)	123,904.92	(313,462.08)	28.33
Ad Valorem Taxes						
30-1112-11	Bond Tax Levy	(111,771.00)	0.00	67,688.72	(44,082.28)	60.56
1100	Ad Valorem Taxes	(111,771.00)	0.00	67,688.72	(44,082.28)	60.56
30	Debt Service Fund or Fund Group	(111,771.00)	0.00	67,688.72	(44,082.28)	60.56
Ad Valorem Taxes						
40-1113-14	General Tax Levy	(199,367.00)	0.00	120,736.86	(78,630.14)	60.56
40-1510-14	INTEREST EARNED	(1,100.00)	(313.47)	1,669.66	569.66	151.79
40-1999-14	MISC. REVENUE	(2,000.00)	(135.22)	3,503.86	1,503.86	175.19
1100	Ad Valorem Taxes	(202,467.00)	(448.69)	125,910.38	(76,556.62)	62.19
Transportation Regular/Vocational						
40-3500-14	REGULAR TRANS REIMBURSEMENT	(100,000.00)	0.00	71,555.71	(28,444.29)	71.56
40-3510-14	SP ED TRANS REIMBURSEMENT	(100,000.00)	0.00	38,830.70	(61,169.30)	38.83
3500	Transportation Regular/Vocational	(200,000.00)	0.00	110,386.41	(89,613.59)	55.19
40	Transportation Fund	(402,467.00)	(448.69)	236,296.79	(166,170.21)	58.71
Ad Valorem Taxes						
50-1114-11	IMRF Tax Levy	(84,608.00)	0.00	51,238.85	(33,369.15)	60.56
50-1150-11	TAX REVENUE MEDICARE	(105,030.00)	0.00	63,606.62	(41,423.38)	60.56
50-1230-11	REPLACEMENT TAXES	(35,000.00)	0.00	0.00	(35,000.00)	0.00
50-1510-11	INTEREST EARNED	(100.00)	(14.52)	170.30	70.30	170.30
1100	Ad Valorem Taxes	(224,738.00)	(14.52)	115,015.77	(109,722.23)	51.18
50	I.M.R.F./Soc. Sec. Fund	(224,738.00)	(14.52)	115,015.77	(109,722.23)	51.18
Ad Valorem Taxes						
60-1510-11	INTEREST EARNED	(270.00)	(21.93)	80.18	(189.82)	29.70
60-1983-11	Facility Sales Tax Rev	(110,000.00)	(13,640.88)	95,435.51	(14,564.49)	86.76
1100	Ad Valorem Taxes	(110,270.00)	(13,662.81)	95,515.69	(14,754.31)	86.62
60	Capital Projects Fund or Fund Group	(110,270.00)	(13,662.81)	95,515.69	(14,754.31)	86.62
Ad Valorem Taxes						
70-1115-11	General Tax Levy	(11,670.00)	0.00	7,067.76	(4,602.24)	60.56
70-1510-11	INTEREST EARNED	(100.00)	(265.15)	1,156.90	1,056.90	1,156.90
1100	Ad Valorem Taxes	(11,770.00)	(265.15)	8,224.66	(3,545.34)	69.88

Financial Report - Revenue

Page 4 of 4
Report as of: 12/31/2022

Printed: 01/10/2023 12:40:11PM
Northwestern CUSD 2

Working Cash Fund 70						
Source of Revenue		1100	Ad Valorem Taxes			
State Account Number	Description		Current Budget	M.T.D. Activity	Y.T.D. Revenue	Budget Balance % of Budget
70 Working Cash Fund			<u>(11,770.00)</u>	<u>(265.15)</u>	<u>8,224.66</u>	<u>(3,545.34) 69.88</u>
Ad Valorem Taxes						
80-1120-11	Tort Tax Levy		(73,909.00)	0.00	44,759.27	(29,149.73) 60.56
80-1510-11	Interest on Investments		(50.00)	0.00	5.64	(44.36) 11.28
1100 Ad Valorem Taxes			<u>(73,959.00)</u>	<u>0.00</u>	<u>44,764.91</u>	<u>(29,194.09) 60.53</u>
80 Tort Immunity and Judgment Fund			<u>(73,959.00)</u>	<u>0.00</u>	<u>44,764.91</u>	<u>(29,194.09) 60.53</u>
Ad Valorem Taxes						
90-1118-11	General Tax Levy		(7,780.00)	0.00	4,711.84	(3,068.16) 60.56
90-1510-11	F&S INTEREST EARNED		(50.00)	(6.62)	493.76	443.76 987.52
1100 Ad Valorem Taxes			<u>(7,830.00)</u>	<u>(6.62)</u>	<u>5,205.60</u>	<u>(2,624.40) 66.48</u>
90 Capital Improvement Fund			<u>(7,830.00)</u>	<u>(6.62)</u>	<u>5,205.60</u>	<u>(2,624.40) 66.48</u>
Report Total:			<u>(6,269,082.00)</u>	<u>(361,480.20)</u>	<u>3,381,342.80</u>	<u>(2,887,739.20) 53.94</u>

Cash Receipt Edit List by Batch Number

Printed: 01/10/2023 12:30:00PM

Northwestern CUSD 2

Deposit	Check #	Rec. Date	Receipt #	Description	Amount	Type	Batch	Account Number (ASN)	Override	Received From
123757		12/30/22	0	ADULT LUNCHES	567.00		122822	10-1620-12		Cash
123757		12/30/22	0	JR HIGH VB FEES	280.00		122822	10-1720-6-3		Cash
123757		12/30/22	0	GYM UNIFORMS	60.00		122822	10-1720-17-4		Cash
123757		12/30/22	0	CAMPBELL Insurance	2,000.00		122822	40-481-30-1		Cash
123757		12/30/22	0	SCRAP	253.00		122822	20-1999-11		Cash
123757		12/30/22	0	MM	135.22		122822	40-1999-14		Cash
123757		12/30/22	0	ELEM ACTIVITY FUND REIM	529.70		122822	10-1110-400-2		Cash
123757		12/30/22	0	HS ACTIVITY FUND REIM	4,769.20		122822	10-1113-400-4		Cash
123757		12/30/22	0	GUNNING Insurance	124.50		122822	10-481-30-1		Cash
123758		12/30/22	0	INTEREST ON INVESTMENTS	662.35		122822	10-1510-11		Cash
123758		12/30/22	0	INTERST EARNED	1.04		122822	20-1510-11		Cash
123758		12/30/22	0	INTEREST EARNED	4.15		122822	40-1510-14		Cash
Batch 122822 Total					\$9,386.16					
123741		12/30/22	0	SCOTTVILLE FARM REVENUE	30,479.68		122922	10-1910-11		Cash
123742		12/30/22	0	SCOTTVILLE FARM REVENUE	56,185.43		122922	10-1910-11		Cash
123743		12/30/22	0	SCOTTVILLE FARM REVENUE	62,114.64		122922	10-1910-11		Cash
123744		12/30/22	0	Facility Sales Tax Rev	13,640.88		122922	60-1983-11		Cash
123745		12/30/22	0	STATE FREE LUNCH/BREAKFAST	115.56		122922	10-3360-12		Cash
123746		12/30/22	0	Agriculture Education	804.00		122922	10-3235-4		Cash
123747		12/30/22	0	SCHOOL BREAKFAST PROGRAM	5,161.83		122922	10-4220-12		Cash
123748		12/30/22	0	Agriculture Education	5,454.00		122922	10-3235-4		Cash
123749		12/30/22	0	CHILD AT RISK 3-5	10,000.00		122922	10-3705-16		Cash
123750		12/30/22	0	CHILD AT RISK 0-3	17,032.00		122922	10-3705-15		Cash
123751		12/30/22	0	NAT'L SCHOOL LUNCH PROGRAM	13,943.69		122922	10-4210-12		Cash
123752		12/30/22	0	REPLACEMENT TAXES	15,885.50		122922	10-1230-11		Cash
123753		12/30/22	0	GENERAL STATE AID	80,835.00		122922	10-3001-11		Cash
123754		12/30/22	0	GENERAL STATE AID	80,835.00		122922	10-3001-11		Cash
123755		12/30/22	0	DRIVERS ED REIM	1,225.41		122922	10-3370-4		Cash
123756		12/30/22	0	INTEREST ON INVESTMENTS	1,514.40		122922	10-1510-11		Cash
123756		12/30/22	0	F&S INTEREST EARNED	6.06		122922	90-1510-11		Cash
123756		12/30/22	0	INTEREST EARNED	309.32		122922	40-1510-14		Cash
123756		12/30/22	0	INTEREST EARNED	14.52		122922	50-1510-11		Cash
123756		12/30/22	0	INTEREST EARNED	21.93		122922	60-1510-11		Cash
123756		12/30/22	0	INTEREST EARNED	265.15		122922	70-1510-11		Cash
123756		12/30/22	0	INTERST EARNED	105.26		122922	20-1510-11		Cash
Batch 122922 Total					\$395,949.26					
123740		12/30/22	0	INTEREST ON INVESTMENTS	311.60		123022	10-1510-11	10-112-1-1	Cash

D:\ts\Northwestern\sds\sv8\Finance\Swf_crel_Batch.rpt

Cash Receipt Edit List by Batch Number

Printed: 01/10/2023 12:30:00PM
Northwestern CUSD 2

Deposit	Check #	Rec. Date	Receipt #	Description	Amount	Type	Batch Account Number (ASN)	Override	Received From
Batch 123022 Total					\$311.60				
123739		12/31/22	0	F&S INTEREST EARNED	0.56		123122 90-1510-11	90-111-1 Cash	
Batch 123122 Total					\$0.56				
Total Receipts					<u>\$405,647.58</u>				

Bills Payable List

Printed: 01/12/2023 10:54:03AM
 Northwestern CUSD 2
 Expense on Date: 1/1/2023 to 1/31/2023

Vendor Name	P.O. Number	Description	Override	Batch #	Amount	State Account Number
AMEREN ILLINOIS						
		ELECTRIC FOR DISTRICT ACCT: 8374001518		11323	535.88	20-2540-466-11
					<u>\$535.88</u>	
AT&T MOBILITY						
		HOTSPOTS ACCT: 287303660694		11323	899.08	10-1000-300-30-400100
					<u>\$899.08</u>	
BLOOME WATER						
		DRINKING WATER		11323	42.00	20-2540-400-11
					<u>\$42.00</u>	
BRANDT CONSOLIDATED						
		MODESTO FARM FERTILIZER		11323	13,165.88	10-1910-1
					<u>\$13,165.88</u>	
BUREAU OF EDUC/RESEARCH						
		ARP IDEA CON PROF DEV		11323	279.00	10-2210-300-33-400100
					<u>\$279.00</u>	
BUSHUE HUMAN RESOURCES						
		BACKGROUND CHECK HEART PROGRAM		11323	32.00	80-2365-310-11
					<u>\$32.00</u>	
CARLINVILLE HIGH SCHOOL						
		37 STUDENT LUNCHES		11323	109.15	10-2560-300-12
		23 STUDENT LUNCHES		11323	67.85	10-2560-300-12
					<u>\$177.00</u>	
CHEMSEARCH						
		CONTRACT WATER TREATMENT PROGRAM		11323	269.56	20-2540-400-11
					<u>\$269.56</u>	
COMMUNITY SANITATION						
		ACCT: 228		11323	280.00	20-2540-300-11
					<u>\$280.00</u>	
CONSTELLATION NEW ENERGY						
		GAS FOR DISTRICT ACCT: BG-107075		11323	4,340.95	20-2540-465-11
					<u>\$4,340.95</u>	
DECKER EQUIPMENT						
		WEATHER STRIPPING		11323	95.04	20-2540-400-11
					<u>\$95.04</u>	
DENISE JOINER						
		0-3 MEETING MILEAGE REIM		11323	13.10	10-2210-300-15-409900
		0-3 SUPPLIES REIM		11323	26.25	10-3000-400-15-409900
		0-3 HOME VISIT MILEAGE & CELL PHONE RE		11323	29.06	10-3000-300-15-409900
					<u>\$68.41</u>	
DUTCH HOLLOW SUPPLIES						
		BROOMS & DUST MOPS		11323	391.54	20-2540-400-11
					<u>\$391.54</u>	
ELIZABETH KINSER						
		0-3 MEETING MILEAGE REIM		11323	16.48	10-3000-400-15-409900
		0-3 HOME VISIT MILEAGE & CELL PHONE RE		11323	99.23	10-3000-300-15-409900

Bills Payable List

Printed: 01/12/2023 10:54:03AM
 Northwestern CUSD 2
 Expense on Date: 1/1/2023 to 1/31/2023

Vendor Name					
P.O. Number	Description	Override	Batch #	Amount	State Account Number
				<u>\$115.71</u>	
FIDELIS PEST SOLUTIONS					
	MONTHLY PEST CONTROL		11323	170.00	20-2540-300-11
				<u>\$170.00</u>	
FOUR RIVERS SP ED DIST					
	Special Ed Flow Through Payments to other Dist		11323	456.00	10-4000-300-27-409900
	Special Ed Flow Through Payments to other Dist		11323	2,802.00	10-4000-300-27-409900
	Special Ed Flow Through Payments to other Dist		11323	565.00	10-4000-300-27-409900
	Special Ed Flow Through Payments to other Dist		11323	393.00	10-4000-300-27-409900
	Special Ed Flow Through Payments to other Dist		11323	6,981.00	10-4000-600-27-409900
				<u>\$11,197.00</u>	
GORDON FOOD SERVICE					
	CAFETERIA SUPPLIES		11323	49.78	10-2560-400-12
	CREDIT		11323	(700.39)	10-2560-400-12
	CAFETERIA SUPPLIES		11323	2,808.22	10-2560-400-12
	CAFETERIA NON-FOOD SUPPLIES		11323	465.22	10-2560-610-12
	CREDIT		11323	(69.65)	10-2560-400-12
	CAFETERIA SUPPLIES		11323	45.10	10-2560-400-12
	CAFETERIA SUPPLIES		11323	1,376.24	10-2560-400-12
	CAFETERIA NON-FOOD SUPPLIES		11323	128.32	10-2560-610-12
	CREDIT		11323	(140.08)	10-2560-400-12
	CAFETERIA SUPPLIES		11323	3,551.38	10-2560-400-12
	CAFETERIA SUPPLIES		11323	32.40	10-2560-400-12
				<u>\$7,546.54</u>	
HEINZ FURNITURE					
	HS FLOOR TILE & BAND ROOM ENTRY TILE		11323	3,366.50	90-2530-300-11
				<u>\$3,366.50</u>	
HOPE SCHOOL					
	15 DAYS STUDENT TUITION		11323	6,788.40	10-1912-670-11
				<u>\$6,788.40</u>	
IMPREST FUND					
IMPREST FUND - BILL DUFFY					
	JH VB OFFICIAL CHK10549		11323	70.00	10-1560-300-3
				\$70.00	BILL DUFFY
IMPREST FUND - CHRISTINA LANSAW					
	GAME CLOCK CHK10544		11323	20.00	10-1520-300-4
				\$20.00	CHRISTINA LANSAW
IMPREST FUND - HEATHER MCEVERS					
	TICKET TAKER CHK10543		11323	20.00	10-1520-300-4
				\$20.00	HEATHER MCEVERS
IMPREST FUND - JULIE WILLIAMS					
	JH VB OFFICIAL CHK10549		11323	70.00	10-1560-300-3
	JH VB OFFICIAL CHK10547		11323	70.00	10-1560-300-3
				\$140.00	JULIE WILLIAMS
IMPREST FUND - LINDA WILSON					
	JH VB OFFICIAL CHK10550		11323	70.00	10-1560-300-3
				\$70.00	LINDA WILSON
IMPREST FUND - NORTHWESTERN AREA FOUNDAT					

Bills Payable List

Printed: 01/12/2023 10:54:03AM
 Northwestern CUSD 2
 Expense on Date: 1/1/2023 to 1/31/2023

Vendor Name	P.O. Number	Description	Override	Batch #	Amount	State Account Number
		IN MEMORY OF RODGER CAMERER CHK105		11323	25.00	10-2560-300-12
		IN MEMORY OF JOHN THIBADEAU CHK 1054		11323	25.00	10-2560-300-12
					\$50.00	NORTHWESTERN AREA FOUNDAT
IMPREST FUND - WAVERLY CUSD #6		WAVERLY VB TOURNAMENT CHK10551		11323	75.00	10-1560-300-3
					\$75.00	WAVERLY CUSD #6
			IMPREST FUND		\$445.00	Payee Vendor Total
INTERSTATE BILLING SERVIC		TRANSPORTATION FILTERS		11323	554.80	40-2550-400-14
					\$554.80	
JADE BUMGARNER		0-3 MENTAL HEALTH CONSULTANT		11323	625.00	10-2210-300-15-409900
					\$625.00	
JESSIE DAVIS		0-3 HOME VISIT MILEAGE & CELL PHONE RE		11323	118.26	10-3000-300-15-409900
					\$118.26	
JOSTENS, INC		DIPLOMA COVERS		11323	243.65	10-1113-400-4
					\$243.65	
LEWIS BROS BAKERIES, INC		BREAD		11323	179.25	10-2560-400-12
		BREAD		11323	237.00	10-2560-400-12
					\$416.25	
LINCOLN PRAIRIE BHC		4 DAYS STUDENT EDUCATION		11323	200.00	10-2310-300-9
					\$200.00	
M & M SERVICE COMPANY		TRANSPORTATION FUEL		11323	1,106.32	40-2550-464-14
		LP		11323	634.71	20-2540-465-11
					\$1,741.03	
MASTERCARD						
MASTERCARD - AL EXPRESS		E1MC - MCCLAIN SUPPLIES		11323	22.00	10-1200-400-10-118
					\$22.00	AL EXPRESS
MASTERCARD - ALEXANDERS STEAKHOUSE		HSMC - REIM BY HS ACTIVITY FUND		11323	314.51	10-1113-400-4
					\$314.51	ALEXANDERS STEAKHOUSE
MASTERCARD - AMAZON.com.		DMC - DRILL BATTERIES FOR HS		11323	161.48	20-2540-400-11
		DMC - JONES SUPPLIES		11323	18.28	10-1110-400-2
		DMC - SOUND SYSTEM CABLES		11323	45.98	10-2225-400-6
		DMC -PERKINS INST SUPPLIES CLARK HS54		11323	50.64	10-1410-400-4
		DMC - 0-3 PARTICIPANT SUPPLIES E2444		11323	32.99	10-3000-400-15-409900
		DMC GUIDANCE SUPPLIES		11323	13.47	10-2120-400-4
		DMC - HIGH SCHOOL SUPPLIES		11323	140.65	10-1113-400-4
		DMC - REIM BY ELEM ACTIVITY FUND		11323	50.00	10-1110-400-2
		DMC - ELEMENTARY SUPPLIES		11323	159.25	10-1110-400-2

Bills Payable List

Printed: 01/12/2023 10:54:03AM

Northwestern CUSD 2

Expense on Date: 1/1/2023 to 1/31/2023

Vendor Name	P.O. Number	Description	Override	Batch #	Amount	State Account Number
		DMC - CAFETERIA NON-FOOD SUPPLIES		11323	72.99	10-2560-610-12
		DMC - TRANSPORTATION RADIO BATTERY		11323	29.99	40-2550-400-14
		DMC - VACUUM PARTS		11323	8.99	20-2540-400-11
		DMC - EQUINOX SEAT COVERS		11323	56.99	40-2550-400-14
		DMC - JH VB SUPPLIES		11323	43.90	10-1560-400-3
		HSMC - REIM BY HS ACTIVITY FUND		11323	170.41	10-1113-400-4
					\$1,056.01	AMAZON.com.
MASTERCARD - CASEY'S						
		E1MC - TRANSPORTATION FUEL		11323	40.31	40-2550-464-14
		HSMC - REIM BY HS ACTIVITY FUND		11323	100.00	10-1113-400-4
					\$140.31	CASEY'S
MASTERCARD - DISCOUNT SCHOOL SUPPLY						
		E1MC - 0-3 SUPPLIES E2448		11323	118.51	10-3000-400-15-409900
		E1MC - 0-3 SUPPLIES E2448		11323	98.57	10-3000-400-15-409900
					\$217.08	DISCOUNT SCHOOL SUPPLY
MASTERCARD - DOLLAR GENERAL						
		E2MC - CAFETERIA SUPPLIES		11323	10.05	10-2560-400-12
		E2MC - REIM BY ELEM ACTIVITY FUND		11323	114.00	10-1110-400-2
					\$124.05	DOLLAR GENERAL
MASTERCARD - DOLLARTREE						
		E2MC - REIM BY ELEM ACTIVITY FUND		11323	117.18	10-1110-400-2
		HSMC - REIM BY HS ACTIVITY FUND		11323	89.31	10-1113-400-4
		HSMC - REIM BY HS ACTIVITY FUND		11323	585.90	10-1113-400-4
					\$792.39	DOLLARTREE
MASTERCARD - EDPUZZLE						
		E3MC - MCCLAIN SUBSCRIPTION		11323	12.50	10-1200-300-10-118
					\$12.50	EDPUZZLE
MASTERCARD - ENDICIA						
		DMC - MONTHLY POSTAGE MACHINE		11323	24.99	10-1113-310-4
					\$24.99	ENDICIA
MASTERCARD - FIVE BELOW						
		HSMC - REIM BY HS ACTIVITY FUND		11323	160.29	10-1113-400-4
					\$160.29	FIVE BELOW
MASTERCARD - FUEL 24 PALMYRA						
		E1MC - TRANSPORTATION FUEL		11323	42.08	40-2550-464-14
		HSMC - REIM BY HS ACTIVITY FUND		11323	30.00	10-1113-400-4
					\$72.08	FUEL 24 PALMYRA
MASTERCARD - GFS MARKETPLACE						
		HSMC - REIM BY HS ACTIVITY FUND		11323	146.62	10-1113-400-4
					\$146.62	GFS MARKETPLACE
MASTERCARD - GORDON FOOD SERVICE						
		E1MC - REIM BY ELEM ACTIVITY FUND		11323	33.96	10-1110-400-2
					\$33.96	GORDON FOOD SERVICE
MASTERCARD - HOFBRAUHAUS						
		HSMC - REIM BY HS ACTIVITY FUND		11323	200.00	10-1113-400-4
					\$200.00	HOFBRAUHAUS
MASTERCARD - HOMEDEPOT						
		TMC - HEATER FOR WEIGHT ROOM		11323	179.99	20-2540-400-11
		TMC - CARBON MONOXIDE DETECTOR		11323	49.97	20-2540-400-11
		TMC - DRILL BITS		11323	79.97	20-2540-400-11
					\$309.93	HOMEDPOT

Bills Payable List

Printed: 01/12/2023 10:54:03AM
Northwestern CUSD 2
Expense on Date: 1/1/2023 to 1/31/2023

Vendor Name	P.O. Number	Description	Override	Batch #	Amount	State Account Number
MASTERCARD - IPA/IASA						
		HS1MC - BOLLMAN WORKSHOP		11323	199.00	10-2410-300-4
					\$199.00	IPA/IASA
MASTERCARD - ISBE CONFERENCE EXP						
		HS1MC - BOLLMAN WORKSHOP		11323	51.13	10-2410-300-4
					\$51.13	ISBE CONFERENCE EXP
MASTERCARD - JOANN STORES						
		HSMC - REIM BY HS ACTIVITY FUND		11323	62.62	10-1113-400-4
					\$62.62	JOANN STORES
MASTERCARD - MCGRAW-HILL Companies						
		HS1MC - HS HEALTH TEXT BOOKS		11323	1,473.68	10-1113-420-4
					\$1,473.68	MCGRAW-HILL Companies
MASTERCARD - MEEHAN'S						
		HSMC - HABITUDES		11323	6.57	10-1113-400-4
					\$6.57	MEEHAN'S
MASTERCARD - NORTHERN TOOL & EQ						
		TMC - TOOLS FOR BUS GARAGE		11323	207.10	40-2550-400-14
					\$207.10	NORTHERN TOOL & EQ
MASTERCARD - OFFICE DEPOT						
		DMC - ELEMENTARY SUPPLIES		11323	54.26	10-1110-400-2
		DMC - SCHRAMM SPECIAL ED SUPPLIES		11323	31.12	10-1200-400-10-117
		DMC - ELEM DRILL BATTERIES		11323	135.95	20-2540-400-11
		DMC - HS BUS LAB TONER		11323	168.69	10-2225-400-6
		DMC - ELEM PLOTTER PAPER		11323	24.74	10-1110-400-2
		DMC - DISTRICT OFFICE SUPPLIES		11323	60.83	10-1110-400-2
		DMC - DISTRICT OFFICE SUPPLIES		11323	4.29	10-1110-400-2
		DMC - TONER RETURN		11323	(261.71)	10-2225-400-6
		DMC - MARSTON SUPPLIES		11323	49.39	10-1200-400-10-115
		DMC - MARSTON SUPPLIES		11323	20.47	10-1200-400-10-115
		DMC - TITLE I SUPPLIES		11323	12.40	10-1250-400-17-409900
					\$300.43	OFFICE DEPOT
MASTERCARD - OLD #7						
		HSMC - REIM BY HS ACTIVITY FUND		11323	20.65	10-1113-400-4
					\$20.65	OLD #7
MASTERCARD - OLD NAVY						
		HSMC - REIM BY HS ACTIVITY FUND		11323	329.85	10-1113-400-4
					\$329.85	OLD NAVY
MASTERCARD - PAYPAL						
		MPMC - CHROMEBOOK KEYBOARDS		11323	60.06	10-2225-400-6
					\$60.06	PAYPAL
MASTERCARD - PIZZA RANCH						
		E1MC - FIELD TRIP LUNCH		11323	139.02	10-1200-300-10
					\$139.02	PIZZA RANCH
MASTERCARD - REAL VOLLEYBALL						
		HS2MC - JH VB SUPPLIES		11323	312.85	10-1560-400-3
					\$312.85	REAL VOLLEYBALL
MASTERCARD - SAM'S CLUB DIRECT						
		E2MC - CAFETERIA SUPPLIES		11323	36.03	10-2560-400-12
		E2MC - CAFETERIA NON-FOOD SUPPLIES		11323	14.28	10-2560-610-12
		E2MC - REIM BY ELEM ACTIVITY FUND		11323	70.98	10-1110-400-2
					\$121.29	SAM'S CLUB DIRECT

Bills Payable List

Printed: 01/12/2023 10:54:03AM
 Northwestern CUSD 2
 Expense on Date: 1/1/2023 to 1/31/2023

Vendor Name	P.O. Number	Description	Override	Batch #	Amount	State Account Number
MASTERCARD - SP LOCKSMITH SUPPLY						
		TMC - ELEM BATHROOM DOOR LOCK		11323	111.00	20-2540-400-11
					\$111.00	SP LOCKSMITH SUPPLY
MASTERCARD - UBIQUITI NETWORKS						
		DMC - BUILDING MAINTENANCE GRANT		11323	11,009.45	20-2540-510-11
					\$11,009.45	UBIQUITI NETWORKS
MASTERCARD - WAL-MART BUSINESS						
		MPMC - STUDENT PERKS SUPPLIES		11323	20.08	10-1113-400-4
		MPMC - STUDENT PERKS SUPPLIES		11323	25.44	10-1113-400-4
		MPMC - STUDENT PERKS SUPPLIES		11323	48.46	10-1113-400-4
		E1MC - REIM BY ELEM ACTIVITY FUND		11323	132.75	10-1110-400-2
		E2MC - REIM BY HEATHER HALEY		11323	313.23	10-1110-400-2
		E2MC - REIM BY ELEM ACTIVITY FUND		11323	14.94	10-1110-400-2
		HS1MC - HABITUDES		11323	39.62	10-1113-400-4
		HS - REIM BY HS ACTIVITY FUND		11323	52.11	10-1113-400-4
		HSMC - REIM BY HS ACTIVITY FUND		11323	50.00	10-1113-400-4
		HSMC - REIM BY HS ACTIVITY FUND		11323	200.00	10-1113-400-4
		HSMC - REIM BY HS ACTIVITY FUND		11323	21.44	10-1113-400-4
					\$918.07	WAL-MART BUSINESS
MASTERCARD - WALTONS						
		TMC - ELEMENTARY WASHING MACHINE		11323	383.35	20-2540-400-11
					\$383.35	WALTONS
MASTERCARD - WILSON LANGUAGE TRAINING						
		E1MC - ARP IDEA CONS SUPPLIES		11323	244.43	10-1000-400-33-400100
					\$244.43	WILSON LANGUAGE TRAINING
				MASTERCARD	\$19,577.27	Payee Vendor Total
MAUREEN BOSSERT						
		0-3 HOME VISIT MILEAGE & CELL PHONE RE		11323	111.95	10-3000-300-15-409900
					\$111.95	
MCKAY AUTO PARTS INC.						
		TRANSPORTATION SUPPLIES		11323	68.97	40-2550-400-14
					\$68.97	
NASCO						
		J BOWMAN SUPPLIES		11323	36.00	10-1113-400-4
					\$36.00	
NORTHWESTERN CUSD #2						
		ESSR 3 ELEMENTARY REGISTRATION FEES		11323	5,670.00	10-1000-300-32-400100
		ESSR 3 JH REGISTRATION FEES		11323	4,085.00	10-1000-300-32-400100
		ESSR 3 HS REGISTRATION FEES		11323	4,950.00	10-1000-300-32-400100
					\$14,705.00	
PALMYRA WATER &						
		WATER/SEWER FOR DISTRICT		11323	35.00	20-2540-370-11
		WATER/SEWER FOR DISTRICT		11323	1,108.88	20-2540-370-11
					\$1,143.88	
PRAIRIE FARMS DAIRY INC						
		ELEM MILK		11323	1,246.80	10-2560-400-12
		HS MILK		11323	803.04	10-2560-400-12
		PRE K SNACK MILK		11323	62.59	10-2560-400-16-409900

Bills Payable List

Printed: 01/12/2023 10:54:03AM
 Northwestern CUSD 2
 Expense on Date: 1/1/2023 to 1/31/2023

Vendor Name	P.O. Number	Description	Override	Batch #	Amount	State Account Number
					<u>\$2,112.43</u>	
PROTYPE PRINTING						
		PRE-TRIP BUS BOOKS		11323	225.00	40-2550-400-14
					<u>\$225.00</u>	
RAMSEY SOLUTIONS						
		RAMSEY CLASSROOM TEXTBOOKS		11323	1,699.47	10-1113-400-4
					<u>\$1,699.47</u>	
RICOH						
		COPIER RENTAL		11323	311.04	10-1110-300-2
		COPIER RENTAL		11323	311.04	10-1112-300-3
		COPIER RENTAL		11323	311.05	10-1113-300-4
					<u>\$933.13</u>	
ROE #40-Jerseyville						
		11 OLYMPIAD TEAMS		11323	1,375.00	10-1650-300-13
					<u>\$1,375.00</u>	
ROYELL COMMUNICATIONS						
		ACCT: 22428		11323	2,000.00	10-2540-340-11
					<u>\$2,000.00</u>	
SHELBY BAYLESS						
		TUITION REIM MUS 470		11323	300.00	10-1110-230-2
					<u>\$300.00</u>	
SUBWAY						
		SUBWAY LUNCH		11323	715.00	10-2560-400-12
					<u>\$715.00</u>	
TIMBERLINE BILLING SERVIC						
		MEDICAID BILLING		11323	56.93	10-4991-11-409900
					<u>\$56.93</u>	
Report Total					<u><u>\$99,164.51</u></u>	

Activity Fund

December 2022

	Previous Balance	Deposits	Checks Disbursed	Current Balance
Coop Pass-through	\$6,212.00	\$532.00	\$0.00	\$6,744.00
PBIS	\$84.08	\$0.00	\$0.00	\$84.08
Accelerated Reader	\$2,233.11	\$0.00	\$0.00	\$2,233.11
Boxtops	\$921.52	\$0.00	\$0.00	\$921.52
Bookfair / Library	\$198.79	\$0.00	\$0.00	\$198.79
Staff Shirts	\$133.24	\$0.00	\$0.00	\$133.24
BIRTH -3	\$663.13	\$0.00	\$0.00	\$663.13
Payton Shirts	\$2,076.35	\$0.00	\$0.00	\$2,076.35
P.E. Funds	\$1,770.54	\$28.00	\$0.00	\$1,798.54
Principal's Incentive	\$2,587.42	\$0.00	\$0.00	\$2,587.42
Student Needs	\$1,132.15	\$1,000.00	\$500.00	\$1,632.15
Art Program	\$175.00	\$0.00	\$0.00	\$175.00
Parents club	\$310.33	\$0.00	\$0.00	\$310.33
Hettick	\$117.91	\$0.00	\$0.00	\$117.91
Snack Bags	\$4,492.97	\$100.00	\$0.00	\$4,592.97
Project Third Day	\$3,442.77	\$130.00	\$1,010.58	\$2,562.19
Balance	\$26,551.31	\$1,790.00	\$1,510.58	\$26,830.73

December Bank Statement Balance		
	Balance	\$27,311.61
Outstanding Checks		
984	\$480.88	-\$480.88
		\$26,830.73

Disbursed Checks

Ck Number/Payee/Description/Activity Account/Amount

982 Northwestern / Project 3rd Day Food / Project 3rd Day / \$529.70

984 Joyce Clagg / Project 3rd Day / Project 3rd Day / \$480.88

985 Northwestern High School / Split Lions Club donation - half to HS / Student Needs / \$500

3:35 PM

01/10/23

Accrual Basis

Northwestern High Activity Fund
General Ledger
As of December 31, 2022

Type	Date	Num	Name	Memo	Split	Amount	Balance
High School Activity Fund							55,787.30
Christmas Store							212.14
Total Christmas Store							212.14
Class of 2012							0.00
Total Class of 2012							0.00
Class of 2014							0.00
Total Class of 2014							0.00
Class of 2016							0.00
Total Class of 2016							0.00
Class of 2017							381.25
Total Class of 2017							381.25
Class of 2018							2,340.11
Total Class of 2018							2,340.11
Class of 2019							0.00
Total Class of 2019							0.00
Class of 2020							4,007.00
Total Class of 2020							4,007.00
Class of 2021							3,025.38
Total Class of 2021							3,025.38
Class of 2022							594.03
Total Class of 2022							594.03
Class of 2023							5,538.57
Deposit	12/7/2022		Class of 2023 deposit	Raffle	Class of 2023 ...	558.56	6,097.13
Check	12/14/2022	24035	Northwestern	card raffle	Class of 2023 ...	-300.00	5,797.13
Deposit	12/16/2022		Class of 2023 deposit	raffle	Class of 2023 ...	360.00	6,157.13
Deposit	12/20/2022		Class of 2023 deposit	raffle	Class of 2023 ...	599.00	6,756.13
Total Class of 2023						1,217.56	6,756.13
Class of 2024							5,119.82
Deposit	12/2/2022		Class of 2024	reimb	Class of 2024 ...	4.00	5,123.82
Deposit	12/15/2022		Class of 2024	donuts	Class of 2024 ...	973.00	6,096.82
Deposit	12/15/2022		Class of 2024	donuts	Class of 2024 ...	322.50	6,419.32
Check	12/16/2022	24036	Justina Grigsby	coffee reimb	Class of 2024 ...	-27.24	6,392.08
Deposit	12/20/2022		Class of 2024	donuts	Class of 2024 ...	776.50	7,168.58
Total Class of 2024						2,048.76	7,168.58

3:35 PM

01/10/23

Accrual Basis

Northwestern High Activity Fund
General Ledger
As of December 31, 2022

Type	Date	Num	Name	Memo	Split	Amount	Balance
Class of 2025							3,024.30
Total Class of 2025							3,024.30
Class of 2026							1,083.40
Check	12/16/2022	24037	Just Fundraising	candy fundrai...	Class of 2026 ...	-710.00	373.40
Total Class of 2026						-710.00	373.40
Drama							1,005.09
Total Drama							1,005.09
FCCLA							743.49
Deposit	12/2/2022		FCCLA deposit	penny war	FCCLA Income	71.00	814.49
Deposit	12/7/2022		FCCLA deposit	penny war	FCCLA Income	136.86	951.35
Total FCCLA						207.86	951.35
FFA							-1,491.77
Deposit	12/2/2022		FFA Deposit	fruit	FFA Income	1,963.00	471.23
Deposit	12/2/2022		FFA Deposit	fruit	FFA Income	243.00	714.23
Deposit	12/2/2022		FFA Deposit	fruit	FFA Income	270.00	984.23
Deposit	12/2/2022		FFA Deposit	fruit	FFA Income	360.00	1,344.23
Deposit	12/2/2022		FFA Deposit	fruit	FFA Income	490.00	1,834.23
Deposit	12/2/2022		FFA Deposit	fruit	FFA Income	1,472.00	3,306.23
Deposit	12/2/2022		FFA Deposit	fruit	FFA Income	630.00	3,936.23
Deposit	12/2/2022		FFA Deposit	fruit	FFA Income	162.00	4,098.23
Deposit	12/2/2022		FFA Deposit	fruit	FFA Income	208.00	4,306.23
Deposit	12/2/2022		FFA Deposit	fruit	FFA Income	225.00	4,531.23
Deposit	12/2/2022		FFA Deposit	fruit	FFA Income	435.00	4,966.23
Deposit	12/13/2022		FFA Deposit	fruit	FFA Income	275.00	5,241.23
Check	12/14/2022	24034	Northwestern	gift card raffle	FFA Expense	-100.65	5,140.58
Deposit	12/15/2022		FFA Deposit	Fruit	FFA Income	124.00	5,264.58
Check	12/16/2022	24038	Northwestern	steak supper	FFA Expense	-314.51	4,950.07
Check	12/19/2022	24039	National FFA Organ...	jackets	FFA Expense	-655.00	4,295.07
Check	12/19/2022	24040	Kevin Williams	cans hauled	FFA Expense	-100.00	4,195.07
Deposit	12/20/2022		FFA Deposit	fruit	FFA Income	130.00	4,325.07
Total FFA						5,816.84	4,325.07
Football							7.41
Total Football							7.41
Golf							1,506.25
Total Golf							1,506.25
IT							1,577.88
Total IT							1,577.88
JH Sports Banq							195.11
Total JH Sports Banq							195.11

3:35 PM

01/10/23

Accrual Basis

Northwestern High Activity Fund
General Ledger
As of December 31, 2022

Type	Date	Num	Name	Memo	Split	Amount	Balance
Jr High Baseball							643.63
Total Jr High Baseball							643.63
Jr High Service Club							157.23
Total Jr High Service Club							157.23
Jr High Softball							3,669.69
Total Jr High Softball							3,669.69
Jr High Volleball							352.43
Total Jr High Volleball							352.43
Jr.High Track							373.55
Total Jr.High Track							373.55
Junior High Basketball							764.43
Total Junior High Basketball							764.43
Junior High Cheerleading							0.00
Total Junior High Cheerleading							0.00
Library							77.47
Total Library							77.47
Life Skills							635.50
Check	12/13/2022	24033	Northwestern	coffee cart	Life Skills Exp...	-88.97	546.53
Check	12/20/2022	24041	Northwestern	Christmas lu...	Life Skills Exp...	-200.00	346.53
Total Life Skills						-288.97	346.53
Music							3,895.18
Total Music							3,895.18
National Honor Society							244.39
Deposit	12/2/2022		National Honor Soci...	flags	National Hono...	130.00	374.39
Total National Honor Society						130.00	374.39
Pantry							678.29
Total Pantry							678.29
PBIS							141.50
Total PBIS							141.50

3:35 PM

01/10/23

Accrual Basis

Northwestern High Activity Fund
General Ledger
As of December 31, 2022

Type	Date	Num	Name	Memo	Split	Amount	Balance
Principal Incentives							1,977.70
Deposit	12/2/2022		Principal Incentives	soda machine	Principal Ince...	72.50	2,050.20
Check	12/6/2022	24030	Pepsi	soda	Principal Incint...	-136.02	1,914.18
Deposit	12/20/2022		Principal Incentives	soda machine	Principal Ince...	115.88	2,030.06
Deposit	12/21/2022		Principal Incentives	donation	Principal Ince...	500.00	2,530.06
Deposit	12/31/2022		Principal Incentives	Interest	Principal Ince...	6.57	2,536.63
Total Principal Incentives						558.93	2,536.63
Scholastic Bowl							-72.48
Check	12/2/2022	24029	Mt. Olive	meet/supper	Scholastic Bo...	-56.00	-128.48
Total Scholastic Bowl						-56.00	-128.48
Science Club							635.59
Total Science Club							635.59
Spanish Club							1,237.25
Total Spanish Club							1,237.25
Student Perks							96.88
Total Student Perks							96.88
Student Council							734.33
Deposit	12/2/2022		Student Council De...	soda machine	Student Coun...	72.50	806.83
Check	12/2/2022	24028	Northwestern	turkey baskets	Student Coun...	-346.78	460.05
Check	12/6/2022	24030	Pepsi	soda	Student Coun...	-136.02	324.03
Check	12/13/2022	24032	Northwestern	halloween pri...	Student Coun...	-52.11	271.92
Deposit	12/16/2022		Student Council De...	winter wkshop	Student Coun...	291.00	562.92
Deposit	12/19/2022		Student Council De...	santa store	Student Coun...	37.00	599.92
Deposit	12/20/2022		Student Council De...	santa store	Student Coun...	1,533.00	2,132.92
Deposit	12/20/2022		Student Council De...	wrkshop	Student Coun...	232.00	2,364.92
Deposit	12/20/2022		Student Council De...	soda machine	Student Coun...	115.88	2,480.80
Check	12/20/2022	24042	Northwestern	Christmas act.	Student Coun...	-1,455.69	1,025.11
Deposit	12/20/2022		Student Council De...	donations	Student Coun...	800.00	1,825.11
Total Student Council						1,090.78	1,825.11
Student Council Concession							1,842.98
Deposit	12/2/2022		Concessions	Concessions	Student Coun...	429.00	2,271.98
Check	12/2/2022	24027	Northwestern	concessions	Student Coun...	-399.65	1,872.33
Check	12/9/2022	24031	Northwestern	concessions	Student Coun...	-25.41	1,846.92
Deposit	12/20/2022		Concessions	concessions	Student Coun...	105.00	1,951.92
Check	12/20/2022	24044	Heather Hampton	supplies	Student Coun...	-34.91	1,917.01
Check	12/20/2022	24043	Northwestern	water	Student Coun...	-21.44	1,895.57
Total Student Council Concession						52.59	1,895.57

3:35 PM

01/10/23

Accrual Basis

Northwestern High Activity Fund
General Ledger
As of December 31, 2022

Type	Date	Num	Name	Memo	Split	Amount	Balance
Yearbook							8,831.48
Deposit	12/2/2022		Yearbook Deposit	ads	Yearbook Inco...	150.00	8,981.48
Deposit	12/15/2022		Yearbook Deposit	ad	Yearbook Inco...	50.00	9,031.48
Deposit	12/19/2022		Yearbook Deposit	ad	Yearbook Inco...	150.00	9,181.48
Deposit	12/21/2022		Yearbook Deposit	ad	Yearbook Inco...	75.00	9,256.48
Total Yearbook						425.00	9,256.48
High School Activity Fund - Other							0.82
Total High School Activity Fund - Other							0.82
Total High School Activity Fund						10,493.35	66,280.65
Payroll Liabilities							0.00
Total Payroll Liabilities							0.00
Opening Balance Equity							-18,463.43
Total Opening Balance Equity							-18,463.43
Retained Earnings							-35,922.24
Total Retained Earnings							-35,922.24
Christmas Store Income							0.00
Total Christmas Store Income							0.00
Class of 2012 Income							0.00
Total Class of 2012 Income							0.00
Class of 2014 Income							0.00
Total Class of 2014 Income							0.00
Class of 2016 Income							0.00
Total Class of 2016 Income							0.00
Class of 2017 Income							0.00
Total Class of 2017 Income							0.00
Class of 2018 Income							0.00
Total Class of 2018 Income							0.00
Class of 2019 Income							0.00
Total Class of 2019 Income							0.00
Class of 2020 income							0.00
Total Class of 2020 income							0.00
Class of 2021 income							0.00
Total Class of 2021 income							0.00

3:35 PM

01/10/23

Accrual Basis

Northwestern High Activity Fund
General Ledger
As of December 31, 2022

Type	Date	Num	Name	Memo	Split	Amount	Balance
Class of 2022 Income							0.00
Total Class of 2022 Income							0.00
Class of 2023 Income							-1,580.00
Deposit	12/7/2022		Class of 2023 deposit	Raffle	Class of 2023	-558.56	-2,138.56
Deposit	12/16/2022		Class of 2023 deposit	raffle	Class of 2023	-360.00	-2,498.56
Deposit	12/20/2022		Class of 2023 deposit	raffle	Class of 2023	-599.00	-3,097.56
Total Class of 2023 Income						-1,517.56	-3,097.56
Class of 2024 Income							0.00
Deposit	12/2/2022		Class of 2024	reimb	Class of 2024	-4.00	-4.00
Deposit	12/15/2022		Class of 2024	donuts	Class of 2024	-973.00	-977.00
Deposit	12/15/2022		Class of 2024	donuts	Class of 2024	-322.50	-1,299.50
Deposit	12/20/2022		Class of 2024	donuts	Class of 2024	-776.50	-2,076.00
Total Class of 2024 Income						-2,076.00	-2,076.00
Class of 2025 Income							-900.00
Total Class of 2025 Income							-900.00
Class of 2026 Income							-2,156.00
Total Class of 2026 Income							-2,156.00
Drama Income							0.00
Total Drama Income							0.00
FCCLA Income							0.00
Deposit	12/2/2022		FCCLA deposit	penny war	FCCLA	-71.00	-71.00
Deposit	12/7/2022		FCCLA deposit	penny war	FCCLA	-136.86	-207.86
Total FCCLA Income						-207.86	-207.86
FFA Income							-14,150.00
Deposit	12/2/2022		FFA Deposit	fruit	FFA	-1,963.00	-16,113.00
Deposit	12/2/2022		FFA Deposit	fruit	FFA	-243.00	-16,356.00
Deposit	12/2/2022		FFA Deposit	fruit	FFA	-270.00	-16,626.00
Deposit	12/2/2022		FFA Deposit	fruit	FFA	-360.00	-16,986.00
Deposit	12/2/2022		FFA Deposit	fruit	FFA	-490.00	-17,476.00
Deposit	12/2/2022		FFA Deposit	fruit	FFA	-1,472.00	-18,948.00
Deposit	12/2/2022		FFA Deposit	fruit	FFA	-630.00	-19,578.00
Deposit	12/2/2022		FFA Deposit	fruit	FFA	-162.00	-19,740.00
Deposit	12/2/2022		FFA Deposit	fruit	FFA	-208.00	-19,948.00
Deposit	12/2/2022		FFA Deposit	fruit	FFA	-225.00	-20,173.00
Deposit	12/2/2022		FFA Deposit	fruit	FFA	-435.00	-20,608.00
Deposit	12/13/2022		FFA Deposit	fruit	FFA	-275.00	-20,883.00
Deposit	12/15/2022		FFA Deposit	Fruit	FFA	-124.00	-21,007.00
Deposit	12/20/2022		FFA Deposit	fruit	FFA	-130.00	-21,137.00
Total FFA Income						-6,987.00	-21,137.00

3:35 PM

01/10/23

Accrual Basis

Northwestern High Activity Fund
General Ledger
As of December 31, 2022

Type	Date	Num	Name	Memo	Split	Amount	Balance
Football Income							0.00
Total Football Income							0.00
Golf Income							0.00
Total Golf Income							0.00
IT Income							0.00
Total IT Income							0.00
JH Sports Banq Income							0.00
Total JH Sports Banq Income							0.00
Jr High Baseball Income							-790.00
Total Jr High Baseball Income							-790.00
Jr High Service Club Income							-226.25
Total Jr High Service Club Income							-226.25
Jr High Softball Income							-4,624.68
Total Jr High Softball Income							-4,624.68
Jr High Volleball Income							0.00
Total Jr High Volleball Income							0.00
Jr. High Track Income							0.00
Total Jr. High Track Income							0.00
Junior High Basketball Income							0.00
Total Junior High Basketball Income							0.00
Junior High Cheerleading Income							0.00
Total Junior High Cheerleading Income							0.00
Junior High FFA Income							0.00
Total Junior High FFA Income							0.00
Library Income							0.00
Total Library Income							0.00
Life Skills Income							-700.00
Total Life Skills Income							-700.00
Music Income							0.00
Total Music Income							0.00

3:35 PM

01/10/23

Accrual Basis

Northwestern High Activity Fund
General Ledger
As of December 31, 2022

Type	Date	Num	Name	Memo	Split	Amount	Balance
National Honor Society Income							0.00
Deposit	12/2/2022		National Honor Soci...	flags	National Hono...	-130.00	-130.00
Total National Honor Society Income						-130.00	-130.00
Pantry income							0.00
Total Pantry income							0.00
PBIS Income							-141.50
Total PBIS Income							-141.50
Principal Incentives Income							-1,551.63
Deposit	12/2/2022		Principal Incentives	soda machine	Principal Ince...	-72.50	-1,624.13
Deposit	12/20/2022		Principal Incentives	soda machine	Principal Ince...	-115.88	-1,740.01
Deposit	12/21/2022		Principal Incentives	donation	Principal Ince...	-500.00	-2,240.01
Deposit	12/31/2022		Principal Incentives	Interest	Principal Ince...	-6.57	-2,246.58
Total Principal Incentives Income						-694.95	-2,246.58
Scholastic Bowl Income							0.00
Total Scholastic Bowl Income							0.00
Science Club Income							0.00
Total Science Club Income							0.00
Spanish Club Income							-614.00
Total Spanish Club Income							-614.00
Student Council Concession Inco							-2,226.63
Deposit	12/2/2022		Concessions	Concessions	Student Coun...	-429.00	-2,655.63
Deposit	12/20/2022		Concessions	concessions	Student Coun...	-105.00	-2,760.63
Total Student Council Concession Inco						-534.00	-2,760.63
Student Council Income							-2,903.28
Deposit	12/2/2022		Student Council De...	soda machine	Student Council	-72.50	-2,975.78
Deposit	12/16/2022		Student Council De...	winter wkshop	Student Council	-291.00	-3,266.78
Deposit	12/19/2022		Student Council De...	santa store	Student Council	-37.00	-3,303.78
Deposit	12/20/2022		Student Council De...	santa store	Student Council	-1,533.00	-4,836.78
Deposit	12/20/2022		Student Council De...	wrkshop	Student Council	-232.00	-5,068.78
Deposit	12/20/2022		Student Council De...	soda machine	Student Council	-115.88	-5,184.66
Deposit	12/20/2022		Student Council De...	donations	Student Council	-800.00	-5,984.66
Total Student Council Income						-3,081.38	-5,984.66
Student Perks Income							0.00
Total Student Perks Income							0.00

3:35 PM

01/10/23

Accrual Basis

Northwestern High Activity Fund
General Ledger
As of December 31, 2022

Type	Date	Num	Name	Memo	Split	Amount	Balance
Yearbook Income							-5,440.52
Deposit	12/2/2022		Yearbook Deposit	ads	Yearbook	-150.00	-5,590.52
Deposit	12/15/2022		Yearbook Deposit	ad	Yearbook	-50.00	-5,640.52
Deposit	12/19/2022		Yearbook Deposit	ad	Yearbook	-150.00	-5,790.52
Deposit	12/21/2022		Yearbook Deposit	ad	Yearbook	-75.00	-5,865.52
Total Yearbook Income						-425.00	-5,865.52
Christmas Store Expense							0.00
Total Christmas Store Expense							0.00
Class of 2012 Expense							0.00
Total Class of 2012 Expense							0.00
Class of 2014 Expense							0.00
Total Class of 2014 Expense							0.00
Class of 2016 Expense							0.00
Total Class of 2016 Expense							0.00
Class of 2017 Expense							0.00
Total Class of 2017 Expense							0.00
Class of 2018 Expense							0.00
Total Class of 2018 Expense							0.00
Class of 2019 Expense							0.00
Total Class of 2019 Expense							0.00
Class of 2020 expense							0.00
Total Class of 2020 expense							0.00
Class of 2021 expense							0.00
Total Class of 2021 expense							0.00
Class of 2022 Expense							800.00
Total Class of 2022 Expense							800.00
Class of 2023 Expense							1,361.83
Check	12/14/2022	24035	Northwestern	card raffle	Class of 2023	300.00	1,661.83
Total Class of 2023 Expense						300.00	1,661.83
Class of 2024 Expense							1,048.50
Check	12/16/2022	24036	Justina Grigsby	coffee reimb	Class of 2024	27.24	1,075.74
Total Class of 2024 Expense						27.24	1,075.74
Class of 2025 Expense							740.10
Total Class of 2025 Expense							740.10

3:35 PM

01/10/23

Accrual Basis

Northwestern High Activity Fund
General Ledger
As of December 31, 2022

Type	Date	Num	Name	Memo	Split	Amount	Balance
Class of 2026 Expense							1,072.60
Check	12/16/2022	24037	Just Fundraising	candy fundrai...	Class of 2026	710.00	1,782.60
Total Class of 2026 Expense						710.00	1,782.60
Drama Expense							0.00
Total Drama Expense							0.00
FCCLA Expense							0.00
Total FCCLA Expense							0.00
FFA Expense							17,126.68
Check	12/14/2022	24034	Northwestern	gift card raffle	FFA	100.65	17,227.33
Check	12/16/2022	24038	Northwestern	steak supper	FFA	314.51	17,541.84
Check	12/19/2022	24039	National FFA Organ...	jackets	FFA	655.00	18,196.84
Check	12/19/2022	24040	Kevin Williams	cans hauled	FFA	100.00	18,296.84
Total FFA Expense						1,170.16	18,296.84
Football Expense							0.00
Total Football Expense							0.00
Golf Expense							190.60
Total Golf Expense							190.60
IT Expense							0.00
Total IT Expense							0.00
JH Sports Banq Expense							0.00
Total JH Sports Banq Expense							0.00
Jr High Baseball Expense							817.30
Total Jr High Baseball Expense							817.30
Jr High Service Club Expense							339.48
Total Jr High Service Club Expense							339.48
Jr High Softball Expense							1,240.00
Total Jr High Softball Expense							1,240.00
Jr High Volleball							0.00
Total Jr High Volleball							0.00
Jr. High Track Expense							0.00
Total Jr. High Track Expense							0.00
Junior High Basketball Expense							0.00
Total Junior High Basketball Expense							0.00

3:35 PM

01/10/23

Accrual Basis

Northwestern High Activity Fund
General Ledger
As of December 31, 2022

Type	Date	Num	Name	Memo	Split	Amount	Balance
Junior High Cheerleading Expens							1,084.00
Total Junior High Cheerleading Expens							1,084.00
Junior High FFA Expense							0.00
Total Junior High FFA Expense							0.00
Library Expense							0.00
Total Library Expense							0.00
Life Skills Expense							234.31
Check	12/13/2022	24033	Northwestern	coffee cart	Life Skills	88.97	323.28
Check	12/20/2022	24041	Northwestern	Christmas lu...	Life Skills	200.00	523.28
Total Life Skills Expense						288.97	523.28
Music Expense							412.49
Total Music Expense							412.49
National Honor Society Expense							0.00
Total National Honor Society Expense							0.00
Pantry expense							0.00
Total Pantry expense							0.00
Payroll Expenses							0.00
Total Payroll Expenses							0.00
PBIS Expense							0.00
Total PBIS Expense							0.00
Principal Incintives Expense							2,255.46
Check	12/6/2022	24030	Pepsi	soda	Principal Ince...	136.02	2,391.48
Total Principal Incintives Expense						136.02	2,391.48
Scholastic Bowl Expense							100.00
Check	12/2/2022	24029	Mt. Olive	meet/supper	Scholastic Bowl	56.00	156.00
Total Scholastic Bowl Expense						56.00	156.00
Science Club Expense							40.91
Total Science Club Expense							40.91
Spanish Club Expense							166.22
Total Spanish Club Expense							166.22

3:35 PM

01/10/23

Accrual Basis

Northwestern High Activity Fund
General Ledger
As of December 31, 2022

Type	Date	Num	Name	Memo	Split	Amount	Balance
Student Council Concession Expe							1,183.65
Check	12/2/2022	24027	Northwestern	concessions	Student Coun...	399.65	1,583.30
Check	12/9/2022	24031	Northwestern	concessions	Student Coun...	25.41	1,608.71
Check	12/20/2022	24044	Heather Hampton	supplies	Student Coun...	34.91	1,643.62
Check	12/20/2022	24043	Northwestern	water	Student Coun...	21.44	1,665.06
Total Student Council Concession Expe						481.41	1,665.06
Student Council Expense							3,313.28
Check	12/2/2022	24028	Northwestern	turkey baskets	Student Council	346.78	3,660.06
Check	12/6/2022	24030	Pepsi	soda	Student Council	136.02	3,796.08
Check	12/13/2022	24032	Northwestern	halloween pri...	Student Council	52.11	3,848.19
Check	12/20/2022	24042	Northwestern	Christmas act.	Student Council	1,455.69	5,303.88
Total Student Council Expense						1,990.60	5,303.88
Student Perks Expense							0.00
Total Student Perks Expense							0.00
Yearbook Expense							3,075.45
Total Yearbook Expense							3,075.45
No acct							0.00
Total no acct							0.00
TOTAL						0.00	0.00

Northwestern Community Unit School District No. 2
Treasurer's Report

December 31, 2022

	NOW	MM Acct.	Checking Acct - Outstanding Difference	Illinois Funds	Imprest Fund	PR Liabilities	CDs / PMA	Treasurer's Totals & Net Fund Worth on Balance Sheet
Education	\$1,818,546.77	\$488,766.38	\$36,820.39	\$10,765.19	\$2,500.00	\$32,300.26	\$2,250,000.00	\$4,575,098.47
Building	\$124,951.91	\$768.14	\$441.39				\$750,000.00	\$876,161.44
Bond & Interest	-\$30,908.04							-\$30,908.04
Transportation	\$367,193.40	\$3,059.43	-\$265.92			\$1,601.30		\$368,385.61
IMRF	\$17,235.52		\$2,063.42					\$19,298.94
Capital Projects	\$26,027.84							\$26,027.84
Working Cash	\$314,758.23							\$314,758.23
TORT	-\$20,785.83							-\$20,785.83
Fire and Safety	\$38,099.17						\$155.03	\$38,254.20
Totals	\$2,655,118.97	\$492,593.95	\$39,059.28	\$10,765.19	\$2,500.00	\$33,901.56	\$3,000,155.03	\$6,166,290.86

	Revenues	Expenses
Education	\$388,890.49	\$516,250.96
Building	\$359.30	\$29,894.46
Bond & Interest	\$0.00	\$0.00
Transportation	\$2,448.69	\$42,184.78
IMRF	\$14.52	\$19,846.54
Capital Projects	\$13,662.81	\$0.00
Working Cash	\$265.15	\$0.00
TORT	\$0.00	\$0.00
Fire and Safety	\$6.62	\$0.00
Totals	\$405,647.58	\$608,176.74

District Principal News

Heather Haley

January Board Meeting



Our Book Blast came to an end in December and I was able to finalize all the donations and paperwork after we returned from break. Within 3 school days, we had our books in our students' hands. We had a great turnout with donations which allowed us to receive over 550 books for the students in our buildings. A \$100 shopping spree through Books Are Fun was given to the students that raised the most money in each grade level and two of our teachers received \$100 shopping sprees for books for the libraries. We cannot forget the 4 treasure boxes with a total of \$100 in them and the iPad that students won for signing up. It was a great program and company to work with. We plan to do it again next year.

We had a fabulous time at Marvel Theater on our Friday back after break. We were lucky to see a relatively new movie out, Puss in Boots, and the older students picked Top Gun: Maverick. We have a wonderful Parents Club that we cannot thank enough. I also cannot say enough good things about Marvel Theater. They are always so accommodating and friendly when we are there. A huge thank you goes out to the staff from Brian and the bus drivers to the teachers and aides that help line students up, pass out popcorn and soda, and run students back and forth to the bathroom. Squeezing 155 students into such a small space with limited bathrooms is not an easy task, but we seem to have it running like a well oiled machine.

Our 6th grade students enjoyed a trip to the Carlinville Area Hospital. After learning about the body system in science, the class took a guided tour of the different departments at the hospital, including the physical therapy department, x-ray and imagery department, laboratory, and other areas. Thank you to Mrs. Keenan, Mrs. McClain and the staff at CAH for giving our students this opportunity.

Our students are getting involved with promoting events and accomplishments happening in our schools this year. We have created the position of Social Media Specialists that will help design the graphics that we put out on different social media platforms. We currently have a District Facebook Page, a Northwestern TikTok account, and a Twitter page. Rylee Lovelace and Emma Gibbs have volunteered to take on this challenge and assist me with this task. Please make sure to like our social media accounts to stay informed and up to date on activities and events happening in our schools.

New library system

We have set a date for the St Louis Cardinals Game. We will be attending the May 4th game against the Los Angeles Braves. Our 4th-6th grade students will be singing "Take Me Out to the Ballgame" this year. This has been a great tradition that was started a few years ago that the students and staff look forward to. Information about tickets will go home in March.

Don't forget that we have several sports taking place right now and you can see when games are happening on the sign in front of the school or on our Facebook page. Extra curricular activities that are happening right now are HS Scholastic Bowl, FFA Competitions, HS Boys Basketball, HS Girls Basketball, JH Boys Basketball, JH Girls Volleyball, Pee Wee 5th/6th Boys Basketball, and 2nd-5th grade Boys and Girls Basketball through the Franklin Basketball League. There is a lot happening around both schools and if you get the opportunity to attend, please come out to cheer on our students.

District Principal News

Heather Haley

January Board Meeting



#thewildcatway

Northwestern CUSD #2

Board Report - Mr. Bollman - District Assistant Principal

1-18-23

RTI/NWEA MAP Testing

- Winter testing at the JH/HS has begun
- Make-up testing is being completed
- See attachments for additional data
 - Winter 22-23 testing Vs Fall 22-23 testing Vs Winter 21-22 testing

JH	Fall 22-23		Winter 22-23		Winter 21-22	
	Lo	Avg-Hi	Lo	Avg-Hi	Lo	Avg-Hi
Reading	24	27	26	23	16	19
Math	29	22	24	25	21	15

HS	Fall 22-23		Winter 22-23		Winter 21-22	
	Lo	Avg-Hi	Lo	Avg-Hi	Lo	Avg-Hi
Reading	30	32	20	28	26	52
Math	23	40	18	30	33	45

	Emerging 700-770	Developing 771-798	Proficient 799-831	Exemplary 832-900
Grade 8	0	10	8	0
Grade 11	4	9	7	1

PBIS

- Jr. Sr. High
 - 2nd quarter goal - Homework completion
 - 2nd quarter reward - Dodgeball tournaments
 - Reward will take place January 20th
 - 3rd quarter goal - Discipline reports - Disrespect (student to student, student to staff)
 - Monthly rewards were drawn on January 3rd.
 - 9 students were celebrated with prizes ranging from lunch at old number seven, gift cards, and STEM boxes
- Elementary PBIS
 - 250 Wildcat tickets per classroom
 - Hot chocolate reward on Friday, January 13th
 - 3rd quarter goal will be for homework completion.

Students of the month

- High school - Mylee Ribble
- Jr high - Abbie Landes

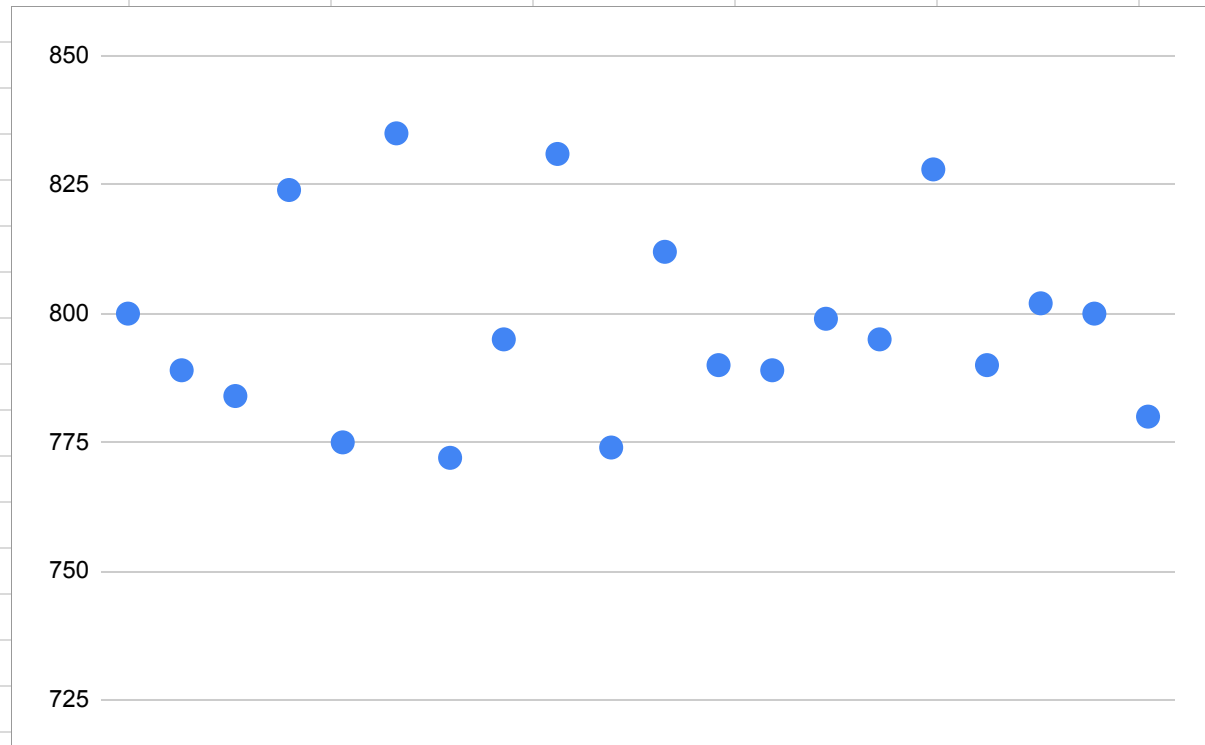
Jr. Sr. high discipline

- There have been 9 discipline reports between the date of the last report and (Wednesday, December 14th) and Wednesday, January 11th
 - Peer to Peer conflict has been the most common reason for discipline actions
- Days of week of incident
 - Monday - 1
 - Tuesday-2
 - Wednesday -4
 - Thursday - 2
 - Friday -0
- Time of day of incident
 - Before school - 0
 - 1st period-0
 - 2nd period- 1
 - 3rd period - 1
 - 4th period - 0

- Study hall - 0
- Lunch/Gym after lunch - 0
- 6th period - 2
- 7th period-2
- 8th period - 2
- Bus - 1
- SSR-0
- After School -0
- Grade level
 - 7th -1
 - 8th - 2
 - Freshmen - 5
 - Sophomore- 0
 - Junior - 0
 - Senior - 1

2022 Illinois Science Assessment

800							
789							
784							
824							
775							
743 (SPED)							
835							
772							
795							
831							
774							
755 (SPED)							
812							
790							
789							
777 (SPED)							
799							
795							
828							
790							
802							
775 (SPED)							
800							
780							



Blue- Level 4- Exemplary

Green- Level 3- Proficient

Yellow- Level 2- Developing

Red- Level 1- Emerging

District Average= 792

State Average= 800

District Average without SPED= 798.2

NWEA MAP GROWTH SCORES FALL TO WINTER

LANGUAGE USAGE

Grade 2 Fall



Grade 2 Winter



Grade 3 Fall



Grade 3 Winter



Grade 4 Fall



Grade 4 Winter



Grade 5 Fall



Grade 5 Winter



Grade 6 Fall



Grade 6 Winter



NWEA MAP GROWTH SCORES FALL TO WINTER

READING

Kindergarten Winter



Grade 1 Fall



Grade 1 Winter




Grade 2 Fall



Grade 2 Winter



Grade 3 Fall



Grade 3 Winter



Grade 4 Fall



Grade 4 Winter




Grade 5 Fall



Grade 5 Winter



Grade 6 Fall



Grade 6 Winter



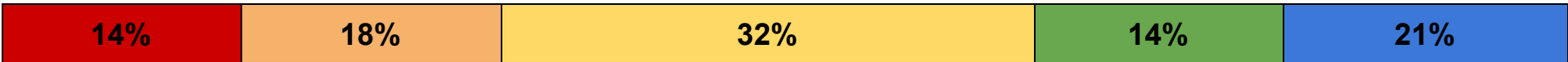
NWEA MAP GROWTH SCORES FALL TO WINTER

MATH


Kindergarten Winter



Grade 1 Fall



Grade 1 Winter



Grade 2 Fall



Grade 2 Winter



Grade 3 Fall




Grade 3 Winter



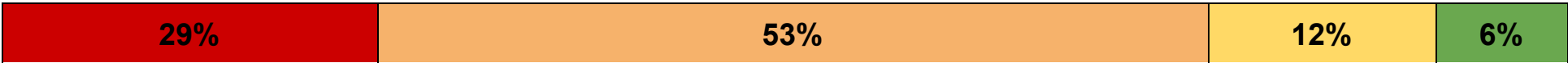
Grade 4 Fall



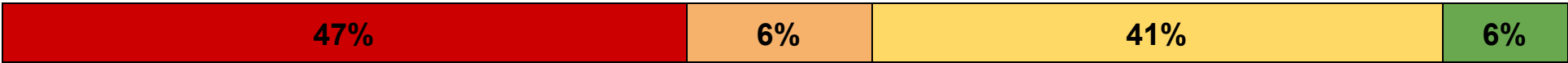
Grade 4 Winter



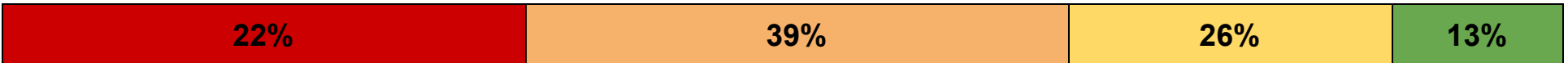
Grade 5 Fall



Grade 5 Winter



Grade 6 Fall



Grade 6 Winter



Bettis, Denise
Class: MATH

Term Rostered:
Term Tested:
District:
School:

Winter 2022-2023
Fall 2022-2023
Northwestern Community Unit School District
Northwestern Jr High School

Norms Reference Data: 2020 Norms.
Weeks of Instruction: 4 (Fall 2022)
Small Group Display: No

Language Arts: Reading

Summary	
Total Number of Students With Valid Growth Scores	51
Mean RIT Score	212
Median RIT	213
Standard Deviation	13.6
Strict Grade-Level Mean RIT	*
Students At or Above District Grade-Level Mean RIT	*
Grade-Level Mean RIT	*
Students At or Above Grade-Level Mean RIT	*

Overall Performance	Lo %ile < 21		LoAvg %ile 21-40		Avg %ile 41-60		HIAvg %ile 61-80		Hi %ile > 80		Mean RIT Score (+/- Smp Err)	Median RIT	Std Dev
	count	%	count	%	count	%	count	%	count	%			
Language Arts: Reading	11	22%	13	25%	15	29%	7	14%	5	10%	210-212-214	213	13.6

24

27

SH ~~Math~~ Reading

Fall 22-23

Cautionary Notes

Shown in gray are excluded from summary statistics. Either the test occurred outside the testing window for a term, had an invalid score, or was a repeat test for a student within a term.

Validation Reasons: ***1 The test duration was too short to provide a valid result. ***2 The overall RIT score for this test is above the valid range. ***3 The overall RIT score for this test is below the valid range.

The standard error for this test is below acceptable limits. ***5 The standard error for this test is above acceptable limits. ***6 The test has been identified as invalid. ***7 High level of rapid guessing has invalidated test.

Statistical unreliability, summary data for groups of less than 10 are not shown.

Data is not available for reporting. Please refer to help and documentation for more information.

* is a trademark of MetaMetrics, Inc., and is registered in the United States and abroad.

Bettis, Denise
Class: MATH

Term Rostered: Winter 2022-2023
Term Tested: Fall 2022-2023
District: Northwestern Community Unit School District 201
School: Northwestern Jr High School

Norms Reference Data: 2020 Norms.
Weeks of Instruction: 4 (Fall 2022)
Small Group Display: No

Language Arts: Reading

Growth: Reading 6+ CCSS 2010 V4 / Common Core State Standards English Language Arts/Literacy: 2010

Summary	
Total Number of Students With Valid Growth Scores	51
Mean RIT Score	212
Median RIT	213
Standard Deviation	13.6
District Grade-Level Mean RIT	*
Students At or Above District Grade-Level Mean RIT	*
Grade-Level Mean RIT	*
Students At or Above Grade-Level Mean RIT	*

	Lo %ile < 21		LoAvg %ile 21-40		Avg %ile 41-60		HiAvg %ile 61-80		Hi %ile > 80		Mean RIT Score (+/- Smp Err)	Median RIT	Std Dev
	count	%	count	%	count	%	count	%	count	%			
Overall Performance													
Growth: Reading 6+ CCSS 2010 V4 / Common Core State Standards English Language Arts/Literacy: 2010	11	22%	13	25%	15	29%	7	14%	5	10%	210-212-214	213	13.6
Instructional Area RIT Range													
Literary Text	12	24%	14	27%	13	25%	7	14%	5	10%	209-211-213	211	14.8
Informational Text	14	27%	10	20%	15	29%	10	20%	2	4%	209-211-213	212	13.9
Vocabulary	10	20%	10	20%	13	25%	13	25%	5	10%	212-214-217	216	14.5

Cautionary Notes

Shown in gray are excluded from summary statistics. Either the test occurred outside the testing window for a term, had an invalid score, or was a repeat test for a student within a term.

Validation Reasons: ***1 The test duration was too short to provide a valid result. ***2 The overall RIT score for this test is above the valid range. ***3 The overall RIT score for this test is below the valid range.

The standard error for this test is below acceptable limits. ***5 The standard error for this test is above acceptable limits. ***6 The test has been identified as invalid. ***7 High level of rapid guessing has invalidated test.

*) statistical unreliability, summary data for groups of less than 10 are not shown.

*) data is not available for reporting. Please refer to help and documentation for more information.

® is a trademark of MetaMetrics, Inc., and is registered in the United States and abroad.



Class Report

Bettis, Denise
Class: MATH

Term Rostered:
Term Tested:
District:
School:

Winter 2022-2023
Fall 2022-2023
Northwestern Community Unit School
Northwestern Jr High School

Norms Reference Data: 2020 Norms.
Weeks of Instruction: 4 (Fall 2022)
Small Group Display: No

1: Math K-12

Summary	
Total Number of Students With Valid Growth Scores	51
Mean RIT Score	218.5
Median RIT	216
Standard Deviation	12.7
District Grade-Level Mean RIT	*
Students At or Above District Grade-Level Mean RIT	*
Grade-Level Mean RIT	*
Students At or Above Grade-Level Mean RIT	*

Overall Performance	Lo %ile < 21		LoAvg %ile 21-40		Avg %ile 41-60		HiAvg %ile 61-80		Hi %ile > 80		Mean RIT Score (+/- Smp Err)	Median RIT	Std Dev
	count	%	count	%	count	%	count	%	count	%			
Math K-12	10	20%	19	37%	6	12%	13	25%	3	6%	217-218-220	216	12.7

29
JH Math
Fall 22-23

22

Cautionary Notes

Shown in gray are excluded from summary statistics. Either the test occurred outside the testing window for a term, had an invalid score, or was a repeat test for a student within a term.

Validation Reasons: ***1 The test duration was too short to provide a valid result. ***2 The overall RIT score for this test is above the valid range. ***3 The overall RIT score for this test is below the valid range.

The standard error for this test is below acceptable limits. ***5 The standard error for this test is above acceptable limits. ***6 The test has been identified as invalid. ***7 High level of rapid guessing has invalidated test.

Due to statistical unreliability, summary data for groups of less than 10 are not shown.

Additional data is not available for reporting. Please refer to help and documentation for more information.

* is a trademark of MetaMetrics, Inc., and is registered in the United States and abroad.

Bettis, Denise
Class: MATH

Term Rostered:
Term Tested:
District:
School:

Winter 2022-2023
Fall 2022-2023
Northwestern Community Unit School
Northwestern Jr High School

Norms Reference Data: 2020 Norms.
Weeks of Instruction: 4 (Fall 2022)
Small Group Display: No

1: Math K-12

Growth: Math 6+ CCSS 2010 V2 / Common Core State Standards Mathematics: 2010

Summary	
Total Number of Students With Valid Growth Scores	51
Mean RIT Score	218.5
Median RIT	216
Standard Deviation	12.7
District Grade-Level Mean RIT	*
Students At or Above District Grade-Level Mean RIT	*
Grade-Level Mean RIT	*
Students At or Above Grade-Level Mean RIT	*

	Lo %ile < 21		LoAvg %ile 21-40		Avg %ile 41-60		HiAvg %ile 61-80		Hi %ile > 80		Mean RIT Score (+/- Smp Err)	Median RIT	Std Dev
	count	%	count	%	count	%	count	%	count	%			
Overall Performance													
Growth: Math 6+ CCSS 2010 V2 / Common Core State Standards Mathematics: 2010	10	20%	19	37%	6	12%	13	25%	3	6%	217-218-220	216	12.7
Instructional Area RIT Range													
Operations and Algebraic Thinking	9	18%	19	37%	7	14%	13	25%	3	6%	216-218-220	215	13.6
Real and Complex Number Systems	7	14%	12	24%	16	31%	13	25%	3	6%	219-221-222	222	12
Geometry	12	24%	19	37%	7	14%	9	18%	4	8%	216-218-220	215	13.9
Statistics and Probability	17	33%	9	18%	8	16%	11	22%	6	12%	215-217-220	217	16.8

Mandatory Notes

Shown in gray are excluded from summary statistics. Either the test occurred outside the testing window for a term, had an invalid score, or was a repeat test for a student within a term.

Validation Reasons: ***1 The test duration was too short to provide a valid result. ***2 The overall RIT score for this test is above the valid range. ***3 The overall RIT score for this test is below the valid range.

The standard error for this test is below acceptable limits. ***5 The standard error for this test is above acceptable limits. ***6 The test has been identified as invalid. ***7 High level of rapid guessing has invalidated test.

Due to statistical unreliability, summary data for groups of less than 10 are not shown.

Additional data is not available for reporting. Please refer to help and documentation for more information.

* is a trademark of MetaMetrics, Inc., and is registered in the United States and abroad.

Pollard, Karie
Class: ELA

Term Rostered: Winter 2022-2023
Term Tested: Winter 2022-2023
District: Northwestern Community Unit School
School: Northwestern Jr High School

Norms Reference Data: 2020 Norms.
Weeks of Instruction: 20 (Winter 2023)
Small Group Display: No

Language Arts: Reading

Summary	
Total Number of Students With Valid Growth Scores	49
Mean RIT Score	211.5
Median RIT	212
Standard Deviation	13.9
Strict Grade-Level Mean RIT	*
Students At or Above District Grade-Level Mean RIT	*
Grade-Level Mean RIT	*
Students At or Above Grade-Level Mean RIT	*

Overall Performance	Lo %ile < 21		LoAvg %ile 21-40		Avg %ile 41-60		HIAvg %ile 61-80		Hi %ile > 80		Mean RIT Score (+/- Smp Err)	Median RIT	Std Dev
	count	%	count	%	count	%	count	%	count	%			
Language Arts: Reading	15	31%	11	22%	13	27%	8	16%	2	4%	209-211-213	212	13.9

SH Reading
Winter 22-23

24

23

Statutory Notes

Shown in gray are excluded from summary statistics. Either the test occurred outside the testing window for a term, had an invalid score, or was a repeat test for a student within a term.

Validation Reasons: ***1 The test duration was too short to provide a valid result. ***2 The overall RIT score for this test is above the valid range. ***3 The overall RIT score for this test is below the valid range.

The standard error for this test is below acceptable limits. ***5 The standard error for this test is above acceptable limits. ***6 The test has been identified as invalid. ***7 High level of rapid guessing has invalidated test.

Due to statistical unreliability, summary data for groups of less than 10 are not shown.

Additional data is not available for reporting. Please refer to help and documentation for more information.

* is a trademark of MetaMetrics, Inc., and is registered in the United States and abroad.



Class Report

VTH

Pollard, Karie
Class: ELA

Term Rostered:
Term Tested:
District:
School:

Winter 2022-2023
Winter 2022-2023
Northwestern Community Unit School
Northwestern Jr High School

Norms Reference Data: 2020 Norms.
Weeks of Instruction: 20 (Winter 2023)
Small Group Display: No

Language Arts: Reading

Growth: Reading 6+ CCSS 2010 V4 / Common Core State Standards English Language Arts/Literacy: 2010

Summary	
Total Number of Students With Valid Growth Scores	49
Mean RIT Score	211.5
Median RIT	212
Standard Deviation	13.9
District Grade-Level Mean RIT	*
Students At or Above District Grade-Level Mean RIT	*
Grade-Level Mean RIT	*
Students At or Above Grade-Level Mean RIT	*

	Lo %ile < 21		LoAvg %ile 21-40		Avg %ile 41-60		HiAvg %ile 61-80		Hi %ile > 80		Mean RIT Score (+/- Smp Err)	Median RIT	Std Dev
	count	%	count	%	count	%	count	%	count	%			
Overall Performance													
Growth: Reading 6+ CCSS 2010 V4 / Common Core State Standards English Language Arts/Literacy: 2010	15	31%	11	22%	13	27%	8	16%	2	4%	209-211-213	212	13.9
Instructional Area RIT Range													
Literary Text	18	37%	11	22%	13	27%	4	8%	3	6%	207-209-211	213	16
Informational Text	19	39%	7	14%	12	24%	8	16%	3	6%	208-211-213	211	15.3
Vocabulary	11	22%	11	22%	12	24%	12	24%	3	6%	213-215-217	216	13.2

Footnotes

Shown in gray are excluded from summary statistics. Either the test occurred outside the testing window for a term, had an invalid score, or was a repeat test for a student within a term.

Validation Reasons: ***1 The test duration was too short to provide a valid result. ***2 The overall RIT score for this test is above the valid range. ***3 The overall RIT score for this test is below the valid range.

The standard error for this test is below acceptable limits. ***5 The standard error for this test is above acceptable limits. ***6 The test has been identified as invalid. ***7 High level of rapid guessing has invalidated test.

Due to statistical unreliability, summary data for groups of less than 10 are not shown.

* data is not available for reporting. Please refer to help and documentation for more information.

* is a trademark of MetaMetrics, Inc., and is registered in the United States and abroad.

Class Report

Bettis, Denise
Class: MATH

Term Rostered: Winter 2022-2023
Term Tested: Winter 2022-2023
District: Northwestern Community Unit School
School: Northwestern Jr High School

Norms Reference Data: 2020 Norms.
Weeks of Instruction: 20 (Winter 2023)
Small Group Display: No

1: Math K-12

Summary	
Total Number of Students With Valid Growth Scores	49
Mean RIT Score	221.7
Median RIT	223
Standard Deviation	13.6
District Grade-Level Mean RIT	*
Students At or Above District Grade-Level Mean RIT	*
Grade-Level Mean RIT	*
Students At or Above Grade-Level Mean RIT	*

Overall Performance	Lo %ile < 21		LoAvg %ile 21-40		Avg %ile 41-60		HiAvg %ile 61-80		Hi %ile > 80		Mean RIT Score (+/- Smp Err)	Median RIT	Std Dev
	count	%	count	%	count	%	count	%	count	%			
Math K-12	18	27%	11	22%	11	22%	12	24%	2	4%	220-222-224	223	13.6

54 Math
Winter 22-23

24

25

Cautionary Notes

Shown in gray are excluded from summary statistics. Either the test occurred outside the testing window for a term, had an invalid score, or was a repeat test for a student within a term.

Validation Reasons: ***1 The test duration was too short to provide a valid result. ***2 The overall RIT score for this test is above the valid range. ***3 The overall RIT score for this test is below the valid range.

The standard error for this test is below acceptable limits. ***5 The standard error for this test is above acceptable limits. ***6 The test has been identified as invalid. ***7 High level of rapid guessing has invalidated test.

> statistical unreliability, summary data for groups of less than 10 are not shown.

data is not available for reporting. Please refer to help and documentation for more information.

[®] is a trademark of MetaMetrics, Inc., and is registered in the United States and abroad.

Bettis, Denise
Class: MATH

Term Rostered:
Term Tested:
District:
School:

Winter 2022-2023
Winter 2022-2023
Northwestern Community Unit School
Northwestern Jr High School

Norms Reference Data: 2020 Norms.
Weeks of Instruction: 20 (Winter 2023)
Small Group Display: No

1: Math K-12

Growth: Math 6+ CCSS 2010 V2 / Common Core State Standards Mathematics: 2010

Summary	
Total Number of Students With Valid Growth Scores	49
Mean RIT Score	221.7
Median RIT	223
Standard Deviation	13.6
District Grade-Level Mean RIT	*
Students At or Above District Grade-Level Mean RIT	*
Grade-Level Mean RIT	*
Students At or Above Grade-Level Mean RIT	*

	Lo %ile < 21		LoAvg %ile 21-40		Avg %ile 41-60		HIAvg %ile 61-80		Hi %ile > 80		Mean RIT Score (+/- Smp Err)	Median RIT	Std Dev
	count	%	count	%	count	%	count	%	count	%			
Overall Performance Growth: Math 6+ CCSS 2010 V2 / Common Core State Standards Mathematics: 2010	13	27%	11	22%	11	22%	12	24%	2	4%	220-222-224	223	13.6
Instructional Area RIT Range													
Operations and Algebraic Thinking	8	16%	16	33%	11	22%	10	20%	4	8%	221-223-225	220	15
The Real and Complex Number Systems	8	16%	13	27%	12	24%	10	20%	6	12%	222-224-226	223	14.5
Geometry	9	18%	16	33%	11	22%	11	22%	2	4%	219-221-223	221	14.7
Statistics and Probability	14	29%	11	22%	11	22%	9	18%	4	8%	218-220-222	220	15.4

Footnotes

Shown in gray are excluded from summary statistics. Either the test occurred outside the testing window for a term, had an invalid score, or was a repeat test for a student within a term.

Validation Reasons: ***1 The test duration was too short to provide a valid result. ***2 The overall RIT score for this test is above the valid range. ***3 The overall RIT score for this test is below the valid range.

The standard error for this test is below acceptable limits. ***5 The standard error for this test is above acceptable limits. ***6 The test has been identified as invalid. ***7 High level of rapid guessing has invalidated test.

> statistical unreliability, summary data for groups of less than 10 are not shown.

data is not available for reporting. Please refer to help and documentation for more information.

® is a trademark of MetaMetrics, Inc., and is registered in the United States and abroad.

Bettis, Denise
Class: Homeroom

Term Rostered: Winter 2021-2022
Term Tested: Winter 2021-2022
District: Northwestern Community Unit School
School: Northwestern Jr High School

Norms Reference Data: 2020 Norms.
Weeks of Instruction: 20 (Winter 2022)
Small Group Display: No

Language Arts: Reading

Growth: Reading 6+ CCSS 2010 V4 / Common Core State Standards English Language Arts/Literacy: 2010

Summary	
Total Number of Students With Valid Growth Scores	35
Mean RIT Score	215.7
Median RIT	218
Standard Deviation	16.3
District Grade-Level Mean RIT	-
Students At or Above District Grade-Level Mean RIT	-
Grade-Level Mean RIT	-
Students At or Above Grade-Level Mean RIT	-



	Lo %ile < 21		LoAvg %ile 21-40		Avg %ile 41-60		HiAvg %ile 61-80		Hi %ile > 80		Mean RIT Score (+/- Smp Err)	Median RIT	Std Dev
	count	%	count	%	count	%	count	%	count	%			
Overall Performance Growth: Reading 6+ CCSS 2010 V4 / Common Core State Standards English Language Arts/Literacy: 2010	6	17%	10	29%	5	14%	10	29%	4	11%	213-216-218	218	16.3
Instructional Area RIT Range													
Literary Text	9	26%	8	23%	6	17%	7	20%	5	14%	210-214-217	214	20.3
Informational Text	11	31%	7	20%	3	9%	10	29%	4	11%	212-215-218	216	17
Vocabulary	5	14%	7	20%	8	23%	12	34%	3	9%	215-218-220	219	14.6

5th Reader
Winter 21-22

Mandatory Notes

Shown in gray are excluded from summary statistics. Either the test occurred outside the testing window for a term, had an invalid score, or was a repeat test for a student within a term.

Validation Reasons: ***1 The test duration was too short to provide a valid result. ***2 The overall RIT score for this test is above the valid range. ***3 The overall RIT score for this test is below the valid range.

The standard error for this test is below acceptable limits. ***5 The standard error for this test is above acceptable limits. ***6 The test has been identified as invalid. ***7 High level of rapid guessing has invalidated test.

Statistical unreliability, summary data for groups of less than 10 are not shown.

Data is not available for reporting. Please refer to help and documentation for more information.

® is a trademark of MetaMetrics, Inc., and is registered in the United States and abroad.



Class Report

Bettis, Denise
Class: Homeroom

Term Rostered: Winter 2021-2022
Term Tested: Winter 2021-2022
District: Northwestern Community Unit School
School: Northwestern Jr High School

Norms Reference Data: 2020 Norms.
Weeks of Instruction: 20 (Winter 2022)
Small Group Display: No

1: Math K-12

Summary	
Total Number of Students With Valid Growth Scores	36
Mean RIT Score	218.6
Median RIT	217.5
Standard Deviation	12.6
District Grade-Level Mean RIT	*
Students At or Above District Grade-Level Mean RIT	*
Grade-Level Mean RIT	*
Students At or Above Grade-Level Mean RIT	*

Overall Performance	Lo %ile < 21		LoAvg %ile 21-40		Avg %ile 41-60		HiAvg %ile 61-80		Hi %ile > 80		Mean RIT Score (+/- Smp Err)	Median RIT	Std Dev
	count	%	count	%	count	%	count	%	count	%			
1: Math K-12	12	33%	9	25%	8	22%	7	19%	0	0%	216-219-221	218	12.6

21 15

5H Math
Winter - 21-22

Summary Notes

Shown in gray are excluded from summary statistics. Either the test occurred outside the testing window for a term, had an invalid score, or was a repeat test for a student within a term.

Validation Reasons: ***1 The test duration was too short to provide a valid result. ***2 The overall RIT score for this test is above the valid range. ***3 The overall RIT score for this test is below the valid range.

The standard error for this test is below acceptable limits. ***5 The standard error for this test is above acceptable limits. ***6 The test has been identified as invalid. ***7 High level of rapid guessing has invalidated test.

> statistical unreliability, summary data for groups of less than 10 are not shown.

data is not available for reporting. Please refer to help and documentation for more information.

® is a trademark of MetaMetrics, Inc., and is registered in the United States and abroad.

Bettis, Denise
Class: Homeroom

Term Rostered: Winter 2021-2022
Term Tested: Winter 2021-2022
District: Northwestern Community Unit School
School: Northwestern Jr High School

Norms Reference Data: 2020 Norms.
Weeks of Instruction: 20 (Winter 2022)
Small Group Display: No

1: Math K-12

Growth: Math 6+ CCSS 2010 V2 / Common Core State Standards Mathematics: 2010

Summary	
Total Number of Students With Valid Growth Scores	35
Mean RIT Score	219
Median RIT	219
Standard Deviation	12.4
District Grade-Level Mean RIT	*
Students At or Above District Grade-Level Mean RIT	*
Grade-Level Mean RIT	*
Students At or Above Grade-Level Mean RIT	*

	Lo %ile < 21		LoAvg %ile 21-40		Avg %ile 41-60		HiAvg %ile 61-80		Hi %ile > 80		Mean RIT Score (+/- Smp Err)	Median RIT	Std Dev
	count	%	count	%	count	%	count	%	count	%			
Overall Performance Growth: Math 6+ CCSS 2010 V2 / Common Core State Standards Mathematics: 2010	11	31%	9	26%	8	23%	7	20%	0	0%	217-219-221	219	12.4
Instructional Area RIT Range													
Operations and Algebraic Thinking	9	26%	11	31%	4	11%	9	26%	2	6%	218-220-223	217	15.5
The Real and Complex Number Systems	6	17%	14	40%	7	20%	6	17%	2	6%	218-221-223	218	13.2
Geometry	11	31%	12	34%	10	29%	1	3%	1	3%	215-217-219	218	11.9
Statistics and Probability	10	29%	10	29%	9	26%	5	14%	1	3%	216-218-221	220	13.5

Footnotes

Shown in gray are excluded from summary statistics. Either the test occurred outside the testing window for a term, had an invalid score, or was a repeat test for a student within a term.

Validation Reasons: ***1 The test duration was too short to provide a valid result. ***2 The overall RIT score for this test is above the valid range. ***3 The overall RIT score for this test is below the valid range.

The standard error for this test is below acceptable limits. ***5 The standard error for this test is above acceptable limits. ***6 The test has been identified as invalid. ***7 High level of rapid guessing has invalidated test.

Statistical unreliability, summary data for groups of less than 10 are not shown.

Data is not available for reporting. Please refer to help and documentation for more information.

MAP is a trademark of MetaMetrics, Inc., and is registered in the United States and abroad.

Bettis, Denise
Class: MATH

Term Rostered:
Term Tested:
District:
School:

Fall 2022-2023
Fall 2022-2023
Northwestern Community Unit School
Northwestern High School

Norms Reference Data: 2020 Norms.
Weeks of Instruction: 4 (Fall 2022)
Small Group Display: No

Language Arts: Reading

Summary	
Total Number of Students With Valid Growth Scores	62
Mean RIT Score	214.2
Median RIT	219
Standard Deviation	20.5
Strict Grade-Level Mean RIT	*
Students At or Above District Grade-Level Mean RIT	*
Grade-Level Mean RIT	*
Students At or Above Grade-Level Mean RIT	*

Overall Performance	Lo %ile < 21		LoAvg %ile 21-40		Avg %ile 41-60		HiAvg %ile 61-80		Hi %ile > 80		Mean RIT Score (+/- Smp Err)	Median RIT	Std Dev
	count	%	count	%	count	%	count	%	count	%			
Language Arts: Reading	15	24%	15	24%	12	19%	19	31%	1	2%	212-214-217	219	20.5

HS Reader
Fall - 22-23

30

32

Footnotes

Shown in gray are excluded from summary statistics. Either the test occurred outside the testing window for a term, had an invalid score, or was a repeat test for a student within a term.

Validation Reasons: ***1 The test duration was too short to provide a valid result. ***2 The overall RIT score for this test is above the valid range. ***3 The overall RIT score for this test is below the valid range.

The standard error for this test is below acceptable limits. ***5 The standard error for this test is above acceptable limits. ***6 The test has been identified as invalid. ***7 High level of rapid guessing has invalidated test.

*) statistical unreliability, summary data for groups of less than 10 are not shown.

*) data is not available for reporting. Please refer to help and documentation for more information.

® is a trademark of MetaMetrics, Inc., and is registered in the United States and abroad.

Bettis, Denise
Class: MATH

Term Rostered:
Term Tested:
District:
School:

Fall 2022-2023
Fall 2022-2023
Northwestern Community Unit School
Northwestern High School

Norms Reference Data: 2020 Norms.
Weeks of Instruction: 4 (Fall 2022)
Small Group Display: No

Language Arts: Reading

Growth: Reading 6+ CCSS 2010 V4 / Common Core State Standards English Language Arts/Literacy: 2010

Summary	
Total Number of Students With Valid Growth Scores	58
Mean RIT Score	217.8
Median RIT	220
Standard Deviation	14.9
District Grade-Level Mean RIT	-
Students At or Above District Grade-Level Mean RIT	-
Grade-Level Mean RIT	-
Students At or Above Grade-Level Mean RIT	-

	Lo %ile < 21		LoAvg %ile 21-40		Avg %ile 41-60		HiAvg %ile 61-80		Hi %ile > 80		Mean RIT Score (+/- Smp Err)	Median RIT	Std Dev
	count	%	count	%	count	%	count	%	count	%			
Overall Performance													
Growth: Reading 6+ CCSS 2010 V4 / Common Core State Standards English Language Arts/Literacy: 2010	11	19%	15	26%	12	21%	19	33%	1	2%	216-218-220	220	14.9
Instructional Area RIT Range													
Literary Text	17	29%	14	24%	12	21%	13	22%	2	3%	214-216-218	216	15.8
Informational Text	14	24%	13	22%	13	22%	15	26%	3	5%	216-218-220	219	15.5
Vocabulary	8	14%	13	22%	12	21%	18	31%	7	12%	216-220-222	224	15.8

Footnotes

Shown in gray are excluded from summary statistics. Either the test occurred outside the testing window for a term, had an invalid score, or was a repeat test for a student within a term.

Validation Reasons: ***1 The test duration was too short to provide a valid result. ***2 The overall RIT score for this test is above the valid range. ***3 The overall RIT score for this test is below the valid range.

The standard error for this test is below acceptable limits. ***5 The standard error for this test is above acceptable limits. ***6 The test has been identified as invalid. ***7 High level of rapid guessing has invalidated test.

Due to statistical unreliability, summary data for groups of less than 10 are not shown.

Additional data is not available for reporting. Please refer to help and documentation for more information.

® is a trademark of MetaMetrics, Inc., and is registered in the United States and abroad.



Class Report

Bettis, Denise
Class: MATH

Term Rostered: Fall 2022-2023
Term Tested: Fall 2022-2023
District: Northwestern Community Unit School
School: Northwestern High School

Norms Reference Data: 2020 Norms.
Weeks of Instruction: 4 (Fall 2022)
Small Group Display: No

1: Math K-12

Summary	
Total Number of Students With Valid Growth Scores	63
Mean RIT Score	223.3
Median RIT	228
Standard Deviation	21.3
District Grade-Level Mean RIT	*
Students At or Above District Grade-Level Mean RIT	*
Grade-Level Mean RIT	*
Students At or Above Grade-Level Mean RIT	*

Overall Performance	Lo %ile < 21		LoAvg %ile 21-40		Avg %ile 41-60		HiAvg %ile 61-80		Hi %ile > 80		Mean RIT Score (+/- Smp Err)	Median RIT	Std Dev
	count	%	count	%	count	%	count	%	count	%			
1: Math K-12	14	22%	9	14%	20	32%	20	32%	0	0%	221-223-226	228	21.3

HS Math
Fall 22-23

23

40

Cautionary Notes

Shown in gray are excluded from summary statistics. Either the test occurred outside the testing window for a term, had an invalid score, or was a repeat test for a student within a term.

Validation Reasons: ***1 The test duration was too short to provide a valid result. ***2 The overall RIT score for this test is above the valid range. ***3 The overall RIT score for this test is below the valid range.

The standard error for this test is below acceptable limits. ***5 The standard error for this test is above acceptable limits. ***6 The test has been identified as invalid. ***7 High level of rapid guessing has invalidated test.

Due to statistical unreliability, summary data for groups of less than 10 are not shown.

Additional data is not available for reporting. Please refer to help and documentation for more information.

RIT is a trademark of MetaMetrics, Inc., and is registered in the United States and abroad.

Bettis, Denise
Class: MATH

Term Rostered: Fall 2022-2023
Term Tested: Fall 2022-2023
District: Northwestern Community Unit School
School: Northwestern High School

Norms Reference Data: 2020 Norms.
Weeks of Instruction: 4 (Fall 2022)
Small Group Display: No

1: Math K-12

Growth: Math 6+ CCSS 2010 V2 / Common Core State Standards Mathematics: 2010

Summary	
Total Number of Students With Valid Growth Scores	58
Mean RIT Score	227.9
Median RIT	229.5
Standard Deviation	13.4
District Grade-Level Mean RIT	-
Students At or Above District Grade-Level Mean RIT	-
Grade-Level Mean RIT	-
Students At or Above Grade-Level Mean RIT	-

	Lo %ile < 21		LoAvg %ile 21-40		Avg %ile 41-60		HiAvg %ile 61-80		Hi %ile > 80		Mean RIT Score (+/- Smp Err)	Median RIT	Std Dev
	count	%	count	%	count	%	count	%	count	%			
Overall Performance													
Growth: Math 6+ CCSS 2010 V2 / Common Core State Standards Mathematics: 2010	9	16%	9	16%	20	34%	20	34%	0	0%	226-228-230	230	13.4
Instructional Area RIT Range													
Operations and Algebraic Thinking	9	16%	9	16%	14	24%	20	34%	6	10%	227-229-231	232	15.9
The Real and Complex Number Systems	8	14%	11	19%	23	40%	11	19%	5	9%	227-228-230	228	13.7
Geometry	12	21%	11	19%	12	21%	22	38%	1	2%	225-227-229	228	15.5
Statistics and Probability	8	14%	13	22%	21	36%	15	26%	1	2%	225-227-229	230	14.9

Explanatory Notes

Shown in gray are excluded from summary statistics. Either the test occurred outside the testing window for a term, had an invalid score, or was a repeat test for a student within a term.

Validation Reasons: ***1 The test duration was too short to provide a valid result. ***2 The overall RIT score for this test is above the valid range. ***3 The overall RIT score for this test is below the valid range.

The standard error for this test is below acceptable limits. ***5 The standard error for this test is above acceptable limits. ***6 The test has been identified as invalid. ***7 High level of rapid guessing has invalidated test.

Due to statistical unreliability, summary data for groups of less than 10 are not shown.

Additional data is not available for reporting. Please refer to help and documentation for more information.

MAP is a trademark of MetaMetrics, Inc., and is registered in the United States and abroad.



Class Report

Bettis, Denise
Class: MATH

Term Rostered: Winter 2022-2023
Term Tested: Winter 2022-2023
District: Northwestern Community Unit School
School: Northwestern High School

Norms Reference Data: 2020 Norms.
Weeks of Instruction: 20 (Winter 2023)
Small Group Display: No

Language Arts: Reading

Summary	
Total Number of Students With Valid Growth Scores	48
Mean RIT Score	215.7
Median RIT	221
Standard Deviation	20.2
District Grade-Level Mean RIT	*
Students At or Above District Grade-Level Mean RIT	*
Grade-Level Mean RIT	*
Students At or Above Grade-Level Mean RIT	*

Overall Performance	Lo %ile < 21		LoAvg %ile 21-40		Avg %ile 41-60		HiAvg %ile 61-80		Hi %ile > 80		Mean RIT Score (+/- Smp Err)	Median RIT	Std Dev
	count	%	count	%	count	%	count	%	count	%			
Language Arts: Reading	12	25%	8	17%	13	27%	13	27%	2	4%	213-216-219	221	20.2

HS Reading

20

28

Winter 22-23

Cautionary Notes

Shown in gray are excluded from summary statistics. Either the test occurred outside the testing window for a term, had an invalid score, or was a repeat test for a student within a term.

Validation Reasons: ***1 The test duration was too short to provide a valid result. ***2 The overall RIT score for this test is above the valid range. ***3 The overall RIT score for this test is below the valid range.

The standard error for this test is below acceptable limits. ***5 The standard error for this test is above acceptable limits. ***6 The test has been identified as invalid. ***7 High level of rapid guessing has invalidated test.

Statistical unreliability. Summary data for groups of less than 10 are not shown.

data is not available for reporting. Please refer to help and documentation for more information.

® is a trademark of MetaMetrics, Inc., and is registered in the United States and abroad.

Rated by: Jacob
Bollman
1/11/23, 1:14:26 PM

CONFIDENTIALITY NOTICE: This information may be confidential and legally protected from disclosure.
© NWEA 2023. MAP is a registered trademark. NWEA, MAP Growth and MAP Skills are trademarks of NWEA in the U.S. and in other countries.
© Copyright 2010. National Governors Association Center for Best Practices and Council of Chief State School Officers. All rights reserved.

Page 9 of 14

nwea



Class Report

Bettis, Denise
Class: MATH

Term Rostered: Winter 2022-2023
Term Tested: Winter 2022-2023
District: Northwestern Community Unit School
School: Northwestern High School

Norms Reference Data: 2020 Norms.
Weeks of Instruction: 20 (Winter 2023)
Small Group Display: No

Language Arts: Reading

Growth: Reading 6+ CCSS 2010 V4 / Common Core State Standards English Language Arts/Literacy: 2010

Summary	
Total Number of Students With Valid Growth Scores	46
Mean RIT Score	218.4
Median RIT	221
Standard Deviation	15.8
District Grade-Level Mean RIT	*
Students At or Above District Grade-Level Mean RIT	*
Grade-Level Mean RIT	*
Students At or Above Grade-Level Mean RIT	*

	Lo %ile < 21		LoAvg %ile 21-40		Avg %ile 41-60		HiAvg %ile 61-80		Hi %ile > 80		Mean RIT Score (+/- Smp Err)	Median RIT	Std Dev
	count	%	count	%	count	%	count	%	count	%			
Overall Performance Growth: Reading 6+ CCSS 2010 V4 / Common Core State Standards English Language Arts/Literacy: 2010	10	22%	8	17%	13	28%	13	28%	2	4%	216-218-221	221	15.8
Instructional Area RIT Range													
Literary Text	14	30%	7	15%	15	33%	7	15%	3	7%	213-216-219	219	19.2
Informational Text	10	22%	8	17%	13	28%	14	30%	1	2%	216-218-221	222	16.4
Vocabulary	7	15%	9	20%	11	24%	15	33%	4	9%	219-221-223	221	14.7

Footnotes

Shown in gray are excluded from summary statistics. Either the test occurred outside the testing window for a term, had an invalid score, or was a repeat test for a student within a term.

Validation Reasons: ***1 The test duration was too short to provide a valid result. ***2 The overall RIT score for this test is above the valid range. ***3 The overall RIT score for this test is below the valid range.

The standard error for this test is below acceptable limits. ***5 The standard error for this test is above acceptable limits. ***6 The test has been identified as invalid. ***7 High level of rapid guessing has invalidated test.

> statistical unreliability, summary data for groups of less than 10 are not shown.

data is not available for reporting. Please refer to help and documentation for more information.

® is a trademark of MetaMetrics, Inc., and is registered in the United States and abroad.

Class Report

Bettis, Denise
Class: MATH

Term Rostered: Winter 2022-2023
Term Tested: Winter 2022-2023
District: Northwestern Community Unit School
School: Northwestern High School

Norms Reference Data: 2020 Norms.
Weeks of Instruction: 20 (Winter 2023)
Small Group Display: No

1: Math K-12

Summary	
Total Number of Students With Valid Growth Scores	48
Mean RIT Score	225.7
Median RIT	230
Standard Deviation	18.7
District Grade-Level Mean RIT	*
Students At or Above District Grade-Level Mean RIT	*
Grade-Level Mean RIT	*
Students At or Above Grade-Level Mean RIT	*

Overall Performance	Lo %ile < 21		LoAvg %ile 21-40		Avg %ile 41-60		HIAvg %ile 61-80		HI %ile > 80		Mean RIT Score (+/- Smp Err)	Median RIT	Std Dev
	count	%	count	%	count	%	count	%	count	%			
1: Math K-12	9	19%	9	19%	16	33%	14	29%	0	0%	223-226-228	230	18.7

HS ~~Math~~
Math
Winter 22-23

18

30

Cautionary Notes

Shown in gray are excluded from summary statistics. Either the test occurred outside the testing window for a term, had an invalid score, or was a repeat test for a student within a term.

Validation Reasons: ***1 The test duration was too short to provide a valid result. ***2 The overall RIT score for this test is above the valid range. ***3 The overall RIT score for this test is below the valid range.

The standard error for this test is below acceptable limits. ***5 The standard error for this test is above acceptable limits. ***6 The test has been identified as invalid. ***7 High level of rapid guessing has invalidated test.

Due to statistical unreliability, summary data for groups of less than 10 are not shown.

Additional data is not available for reporting. Please refer to help and documentation for more information.

* is a trademark of MetaMetrics, Inc., and is registered in the United States and abroad.

Bettis, Denise
Class: MATH

Term Rostered:
Term Tested:
District:
School:

Winter 2022-2023
Winter 2022-2023
Northwestern Community Unit School
Northwestern High School

Norms Reference Data: 2020 Norms.
Weeks of Instruction: 20 (Winter 2023)
Small Group Display: No

1: Math K-12

Growth: Math 6+ CCSS 2010 V2 / Common Core State Standards Mathematics: 2010

Summary	
Total Number of Students With Valid Growth Scores	45
Mean RIT Score	228.9
Median RIT	230
Standard Deviation	13.5
District Grade-Level Mean RIT	*
Students At or Above District Grade-Level Mean RIT	*
Grade-Level Mean RIT	*
Students At or Above Grade-Level Mean RIT	*

	Lo %ile < 21		LoAvg %ile 21-40		Avg %ile 41-60		HiAvg %ile 61-80		Hi %ile > 80		Mean RIT Score (+/- Smp Err)	Median RIT	Std Dev
	count	%	count	%	count	%	count	%	count	%			
Overall Performance													
Growth: Math 6+ CCSS 2010 V2 / Common Core State Standards Mathematics: 2010	6	13%	9	20%	16	36%	14	31%	0	0%	227-229-231	230	13.5
Instructional Area RIT Range													
Operations and Algebraic Thinking	8	18%	7	16%	16	36%	13	29%	1	2%	227-229-232	233	15.1
The Real and Complex Number Systems	6	13%	10	22%	20	44%	8	18%	1	2%	226-228-230	229	13.1
Geometry	8	18%	8	18%	13	29%	12	27%	4	9%	228-230-233	232	16.1
Statistics and Probability	9	20%	7	16%	15	33%	12	27%	2	4%	225-228-230	230	15.9

Cautionary Notes

Shown in gray are excluded from summary statistics. Either the test occurred outside the testing window for a term, had an invalid score, or was a repeat test for a student within a term.

Validation Reasons: ***1 The test duration was too short to provide a valid result. ***2 The overall RIT score for this test is above the valid range. ***3 The overall RIT score for this test is below the valid range.

The standard error for this test is below acceptable limits. ***5 The standard error for this test is above acceptable limits. ***6 The test has been identified as invalid. ***7 High level of rapid guessing has invalidated test.

Due to statistical unreliability, summary data for groups of less than 10 are not shown.

If data is not available for reporting. Please refer to help and documentation for more information.

* is a trademark of MetaMetrics, Inc., and is registered in the United States and abroad.

Bettis, Denise
Class: Homeroom

Term Rostered: Winter 2021-2022
Term Tested: Winter 2021-2022
District: Northwestern Community Unit School
School: Northwestern High School

Norms Reference Data: 2020 Norms.
Weeks of Instruction: 20 (Winter 2022)
Small Group Display: No

Language Arts: Reading

Growth: Reading 6+ CCSS 2010 V4 / Common Core State Standards English Language Arts/Literacy: 2010

Summary	
Total Number of Students With Valid Growth Scores	78
Mean RIT Score	222.6
Median RIT	224
Standard Deviation	13.1
District Grade-Level Mean RIT	*
Students At or Above District Grade-Level Mean RIT	*
Grade-Level Mean RIT	*
Students At or Above Grade-Level Mean RIT	*

HS Reading
Winter 21-22

26
↑

52

	Lo %ile < 21		LoAvg %ile 21-40		Avg %ile 41-60		HiAvg %ile 61-80		Hi %ile > 80		Mean RIT Score (+/- Smp Err)	Median RIT	Std Dev
	count	%	count	%	count	%	count	%	count	%			
Overall Performance													
Growth: Reading 6+ CCSS 2010 V4 / Common Core State Standards English Language Arts/Literacy: 2010	7	9%	19	24%	25	32%	20	26%	7	9%	221-223-224	224	13.1
Instructional Area RIT Range													
Literary Text	16	21%	16	21%	20	26%	17	22%	9	12%	219-220-222	223	16.3
Informational Text	5	6%	25	32%	20	26%	20	26%	8	10%	221-223-224	224	13
Vocabulary	6	8%	15	19%	27	35%	19	24%	11	14%	223-225-226	224	13.2

Footnotes

Shown in gray are excluded from summary statistics. Either the test occurred outside the testing window for a term, had an invalid score, or was a repeat test for a student within a term.

Validation Reasons: ***1 The test duration was too short to provide a valid result. ***2 The overall RIT score for this test is above the valid range. ***3 The overall RIT score for this test is below the valid range.

The standard error for this test is below acceptable limits. ***5 The standard error for this test is above acceptable limits. ***6 The test has been identified as invalid. ***7 High level of rapid guessing has invalidated test.

Statistical unreliability. Summary data for groups of less than 10 are not shown.

Data is not available for reporting. Please refer to help and documentation for more information.

® is a trademark of MetaMetrics, Inc., and is registered in the United States and abroad.

Class Report

Bettis, Denise
Class: Homeroom

Term Rostered:
Term Tested:
District:
School:

Winter 2021-2022
Winter 2021-2022
Northwestern Community Unit School
Northwestern High School

Norms Reference Data: 2020 Norms.
Weeks of Instruction: 20 (Winter 2022)
Small Group Display: No

1: Math K-12

Growth: Math 6+ CCSS 2010 V2 / Common Core State Standards Mathematics: 2010

Summary	
Total Number of Students With Valid Growth Scores	78
Mean RIT Score	227.3
Median RIT	230
Standard Deviation	16.1
District Grade-Level Mean RIT	*
Students At or Above District Grade-Level Mean RIT	*
Grade-Level Mean RIT	*
Students At or Above Grade-Level Mean RIT	*

HS Math
Winter - 21-22
33 45

	Lo %ile < 21		LoAvg %ile 21-40		Avg %ile 41-60		HiAvg %ile 61-80		Hi %ile > 80		Mean RIT Score (+/- Smp Err)	Median RIT	Std. Dev.
	count	%	count	%	count	%	count	%	count	%			
Overall Performance Growth: Math 6+ CCSS 2010 V2 / Common Core State Standards Mathematics: 2010	16	21%	17	22%	23	29%	19	24%	3	4%	225-227-229	230	16.1
Instructional Area RIT Range													
Operations and Algebraic Thinking	17	22%	14	18%	20	26%	20	26%	7	9%	227-229-231	230	18.5
The Real and Complex Number Systems	12	15%	19	24%	30	38%	13	17%	4	5%	227-228-230	229	15
Geometry	14	18%	19	24%	18	23%	21	27%	6	8%	226-228-230	231	17.6
Statistics and Probability	18	23%	18	23%	28	36%	10	13%	4	5%	222-224-226	228	16.7

Summary Notes

Shown in gray are excluded from summary statistics. Either the test occurred outside the testing window for a term, had an invalid score, or was a repeat test for a student within a term.

Validation Reasons: ***1 The test duration was too short to provide a valid result. ***2 The overall RIT score for this test is above the valid range. ***3 The overall RIT score for this test is below the valid range.

The standard error for this test is below acceptable limits. ***5 The standard error for this test is above acceptable limits. ***6 The test has been identified as invalid. ***7 High level of rapid guessing has invalidated test.

Statistical unreliability, summary data for groups of less than 10 are not shown.

data is not available for reporting. Please refer to help and documentation for more information.

MAP is a trademark of MetaMetrics, Inc., and is registered in the United States and abroad.

Greenfield/Northwestern Sports Coop

1. Greenfield will be the host for all coop teams/WIVC affiliation.
2. Team Name: Greenfield/Northwestern Tigers
3. Team Colors: Orange and Black
4. Team Mascot: Tigers
5. Coop will include the following high school sports:
 - a. Fall
 - i. Football
 - ii. Volleyball
 - iii. Football Cheerleading
 - b. Winter
 - i. Girls Basketball
 - ii. Boys Basketball
 - iii. Basketball Cheerleading
 - c. Spring
 - i. Baseball
 - ii. Softball
 - iii. Track
6. 50% of costs associated with coop will be paid by Greenfield.
7. 50% of costs associated with coop will be paid by Northwestern.
 - a. Noted: All expense and revenues are pooled and split
8. Both district facilities will be utilized in scheduling practices and games with the exception of football. A continued effort to equalize practices and games will be made toward a 50/50 split as schedules allow with the exception of football (see 9.A. for football). Travel of opponents, future scheduling possibilities, and gym availability will be taken into consideration. In the case that one district cannot supply any athletes towards the coop, the 50/50 practice split may be altered with board approval from both schools.
 - a. Football practices will be at Greenfield.
9. All gate receipts will be split 50/50.
10. Uniform costs, supplies, reconditioning, and equipment purchases will be split 50/50.
11. Both schools will maintain employment of current athletic director positions. Both districts will be responsible to pay their own athletic director positions per their individual bargaining agreements.
12. **We will work on this. Add this: The coaches will be paid per the Greenfield stipend schedule. Insert separate proposal on hiring and dismissal?**
13. Athletic eligibility requirements will meet IHSA guidelines. Each school may modify requirements if they wish.
14. Any expansion of the coop based upon recommendation of athletic directors and coop committee members.
15. Any additional coaches that need to be hired for any program due to the numbers may be added with board approval from both districts.



Statement

Account Name:	1, DISTRICT	Card Number:	xxxx-xxxx-xxxx-6127
Company Name:	NORTHWESTERN C.U.S.D.#2	Account Limit:	\$ 26,000.00
Employee ID:	7999995087019708		
Statement Date (MM/DD/YYYY):	01/05/2023	Currency:	U.S. DOLLAR

Statement Summary:

Report any items which do not agree with your records within 30 days of the statement date.

Payments:	\$ 0.00
Adjustments:	\$ 0.00
Net Purchases:	\$ 12,220.47
Cash Advance:	\$ 0.00
Fees:	\$ 0.00
Other Charges:	\$ 0.00
New Account Balance:	\$ 12,220.47

For your records only. No payment required.

Transaction Summary:

Trans Date	Posting Date Trans ID	Description	Pre-Tax Amount Auth #	Total Tax	Trans Amount
12/05	12/06 450879355	AMAZON.COM 3Q8ST20F3 A AMZN.COM/BILL WA	\$ 161.48 046816	\$ 0.00	\$ 161.48
12/05	12/07 450963207	ODP BUS SOL LLC # 1068 913-667-5300 KS	\$ 54.26 022493	\$ 0.00	\$ 54.26
12/05	12/07 450963206	ODP BUS SOL LLC # 1068 913-667-5300 KS	\$ 31.12 054265	\$ 0.00	\$ 31.12
12/06	12/07 450963284	AMZN MKTP US I15CX0SX3 AMZN.COM/BILL WA	\$ 135.95 005944	\$ 0.00	\$ 135.95
12/06	12/07 450963285	AMAZON.COM 580A81E73 AMZN.COM/BILL WA	\$ 18.28 074024	\$ 0.00	\$ 18.28
12/06	12/08 451244827	ODP BUS SOL LLC # 1068 913-667-5300 KS	\$ 168.69 026624	\$ 0.00	\$ 168.69
12/06	12/09 451463035	ODP BUS SOL LLC # 1068 913-667-5300 KS	\$ 24.74 068909	\$ 0.00	\$ 24.74
12/08	12/12 451590265	ODP BUS SOL LLC # 1068 913-667-5300 KS	\$ 60.83 019815	\$ 0.00	\$ 60.83
12/08	12/12 451590341	ODP BUS SOL LLC # 1068 913-667-5300 KS	\$ 4.29 081698	\$ 0.00	\$ 4.29
12/12	12/13 451979883	AMZN MKTP US F70J46MA3 AMZN.COM/BILL WA	\$ 45.98 097799	\$ 0.00	\$ 45.98
12/13	12/14 452060254	AMZN MKTP US NY0GH5MA3 AMZN.COM/BILL WA	\$ 50.64 088934	\$ 0.00	\$ 50.64
12/13	12/14 452060253	AMZN MKTP US X28170E33 AMZN.COM/BILL WA	\$ 32.99 053676	\$ 0.00	\$ 32.99
12/13	12/19 452669788	ODP BUS SOL LLC # 1068 913-667-5300 KS	\$ -261.71 009719	\$ 0.00	\$ -261.71

12/14	12/15 452340493	AMAZON.COM B56T66P63 AMZN.COM/BILL WA	\$ 13.47 073315	\$ 0.00	\$ 13.47
12/14	12/15 452340492	AMAZON.COM 906477813 AMZN.COM/BILL WA	\$ 140.65 023125	\$ 0.00	\$ 140.65
12/14	12/15 452340494	AMAZON.COM KY42Z0O73 AMZN.COM/BILL WA	\$ 50.00 020798	\$ 0.00	\$ 50.00
12/14	12/16 452543500	ODP BUS SOL LLC # 1068 913-667-5300 KS	\$ 49.39 019686	\$ 0.00	\$ 49.39
12/14	12/19 452669789	ODP BUS SOL LLC # 1068 913-667-5300 KS	\$ 20.47 060477	\$ 0.00	\$ 20.47
12/15	12/16 452543579	AMAZON.COM X98VU3WK3 AMZN.COM/BILL WA	\$ 159.25 067260	\$ 0.00	\$ 159.25
12/15	12/16 452543578	AMZN MKTP US 1084T80R3 AMZN.COM/BILL WA	\$ 72.99 079749	\$ 0.00	\$ 72.99
12/15	12/16 452543501	ODP BUS SOL LLC # 1068 913-667-5300 KS	\$ 12.40 034728	\$ 0.00	\$ 12.40
12/15	12/16 452543502	AMZN MKTP US GI0Z05IB3 AMZN.COM/BILL WA	\$ 29.99 018500	\$ 0.00	\$ 29.99
12/18	12/19 452669866	AMZN MKTP US ZW6H03HX3 AMZN.COM/BILL WA	\$ 8.99 018986	\$ 0.00	\$ 8.99
12/19	12/20 453011465	AMZN MKTP US RZ0PP1YB3 AMZN.COM/BILL WA	\$ 56.99 040308	\$ 0.00	\$ 56.99
12/28	12/28 453715698	ENDICIA 800-576-3279 TX	\$ 24.99 027645	\$ 0.00	\$ 24.99
01/04	01/05 454285510	SP UBIQUITI INC. NEW YORK NY	\$ 11,009.45 061651	\$ 0.00	\$ 11,009.45
01/04	01/05 454285509	AMZN MKTP US YB2C64WF3 AMZN.COM/BILL WA	\$ 43.90 014128	\$ 0.00	\$ 43.90

TOTAL CREDITS xxxx-xxxx-xxxx-6127

\$ -261.71

TOTAL DEBITS xxxx-xxxx-xxxx-6127

\$ 12,482.18

Northwestern Enrollment January 12, 2022

GRADE	FEMALE	MALE	TOTAL
KA Hays	6	8	14
KB Wasylenko	6	8	14
1A Hanks	5	4	9
1B Jones	5	6	11
2 Meisenheimer	8	10	18
3A Elliott	6	6	12
3B Gibson	8	6	14
4 Bishop	7	8	15
5 Scott	9	14	23
6A Dorwart	5	10	15
6B Keenan	6	8	14
PKAM Graham	7	10	17
PKPM Graham	9	6	15
Elem. Total	87	104	191

7th Grade	13	9	22
8th Grade	7	11	18
Jr. High Total	20	20	40

9th Grade	7	14	21
10th Grade	13	14	27
11th Grade	7	14	21
12th Grade	10	10	20
High School Total	37	52	89
TOTAL	144	176	320

Northwestern Enrollment January 9, 2023

GRADE	FEMALE	MALE	TOTAL
KA Hays	11	7	18
1A Hanks	7	7	14
1B Jones	6	9	15
2 Meisenheimer	11	11	22
3 Gibson	8	10	18
4A Elliott	7	6	13
4B Bishop	7	6	13
5 Scott	10	8	18
6 Keenan	9	14	23
PKAM Wasylenko	6	9	15
PKPM Wasylenko	6	7	13
Elem. Total	87	94	181

7th Grade	10	20	30
8th Grade	14	12	26
Jr. High Total	24	32	56

9th Grade	6	12	18
10th Grade	7	13	20
11th Grade	12	11	23
12th Grade	7	13	20
Postgraduate	0	1	1
High School Total	32	50	82
TOTAL	143	176	319



Statement

Account Name:	1, ELEMENTARY	Card Number:	xxxx-xxxx-xxxx-6006
Company Name:	NORTHWESTERN C.U.S.D.#2	Account Limit:	\$ 3,000.00
Employee ID:	7999993874004645		
Statement Date (MM/DD/YYYY):	01/05/2023	Currency:	U.S. DOLLAR

Statement Summary:

Report any items which do not agree with your records within 30 days of the statement date.

Payments:	\$ 0.00
Adjustments:	\$ 0.00
Net Purchases:	\$ 871.63
Cash Advance:	\$ 0.00
Fees:	\$ 0.00
Other Charges:	\$ 0.00
New Account Balance:	\$ 871.63

For your records only. No payment required.

Transaction Summary:

Trans Date	Posting Date Trans ID	Description	Pre-Tax Amount Auth #	Total Tax	Trans Amount
12/08	12/12 451590343	CASEYS #1533 PALMYRA IL	\$ 37.59 040287	\$ 2.72 (e)	\$ 40.31
12/09	12/12 451590342	FUEL 24 PALMYR00111310 PALMYRA IL	\$ 42.08 095781	\$ 0.00	\$ 42.08
12/13	12/14 452060256	DISCOUNTSCH 8006272829 800-482-5846 CA	\$ 109.99 093064	\$ 8.52 (e)	\$ 118.51
12/13	12/14 452060255	WAL-MART #1602 SPRINGFIELD IL	\$ 129.84 030405	\$ 2.91	\$ 132.75
12/14	12/15 452340495	WILSON LANGUAGE TRAINI 5083682399 MA	\$ 230.05 081165	\$ 14.38 (e)	\$ 244.43
12/15	12/16 452543580	DISCOUNTSCH 8006272829 800-482-5846 CA	\$ 91.48 000583	\$ 7.09 (e)	\$ 98.57
12/16	12/19 452669869	SQ AL EXPRESS SPRINGFIELD IL	\$ 22.00 095889	\$ 0.00	\$ 22.00
12/16	12/19 452669867	PIZZA RANCH - SPRINGFI SPRINGFIELD IL	\$ 125.53 035328	\$ 13.49 (e)	\$ 139.02
12/16	12/19 452669868	GFS STORE #0516 SPRINGFIELD IL	\$ 30.66 044983	\$ 3.30 (e)	\$ 33.96

TOTAL CREDITS	xxxx-xxxx-xxxx-6006	\$ 0.00
TOTAL DEBITS	xxxx-xxxx-xxxx-6006	\$ 871.63



Statement

Account Name:	2, ELEMENTARY	Card Number:	xxxx-xxxx-xxxx-5552
Company Name:	NORTHWESTERN C.U.S.D.#2	Account Limit:	\$ 10,000.00
Employee ID:	7999995087019682		
Statement Date (MM/DD/YYYY):	01/05/2023	Currency:	U.S. DOLLAR

Statement Summary:

Report any items which do not agree with your records within 30 days of the statement date.	Payments:	\$ 0.00
	Adjustments:	\$ 0.00
	Net Purchases:	\$ 60.36
	Cash Advance:	\$ 0.00
	Fees:	\$ 0.00
	Other Charges:	\$ 0.00
	New Account Balance:	\$ 60.36

For your records only. No payment required.

Transaction Summary:

Trans Date	Posting Date Trans ID	Description	Pre-Tax Amount Auth #	Total Tax	Trans Amount
12/30	01/02 454044027	SAMSClub #8215 SPRINGFIELD IL	\$ 48.92 070920	\$ 1.39	\$ 50.31
12/30	01/02 454044028	DOLLAR GENERAL 15465 PALMYRA IL	\$ 9.37 059239	\$ 0.68 (e)	\$ 10.05
TOTAL CREDITS xxxx-xxxx-xxxx-5552					\$ 0.00
TOTAL DEBITS xxxx-xxxx-xxxx-5552					\$ 60.36



Statement

Account Name:	3, ELEMENTARY	Card Number:	xxxx-xxxx-xxxx-6119
Company Name:	NORTHWESTERN C.U.S.D.#2	Account Limit:	\$ 10,000.00
Employee ID:	7999995087019690		
Statement Date (MM/DD/YYYY):	01/05/2023	Currency:	U.S. DOLLAR

Statement Summary:

Report any items which do not agree with your records within 30 days of the statement date.	Payments:	\$ 0.00
	Adjustments:	\$ 0.00
	Net Purchases:	\$ 642.83
	Cash Advance:	\$ 0.00
	Fees:	\$ 0.00
	Other Charges:	\$ 0.00
	New Account Balance:	\$ 642.83

For your records only. No payment required.

Transaction Summary:

Trans Date	Posting Date Trans ID	Description	Pre-Tax Amount Auth #	Total Tax	Trans Amount
12/11	12/12 451590264	SAMSClub #8215 SPRINGFIELD IL	\$ 64.09 039876	\$ 6.89 (e)	\$ 70.98
12/12	12/13 451979882	WALMART.COM 8009666546 AR	\$ 291.38 004623	\$ 21.85 (e)	\$ 313.23
12/14	12/15 452340491	DOLLAR GENERAL #14757 WAVERLY IL	\$ 106.29 034689	\$ 7.71 (e)	\$ 114.00
12/15	12/16 452543499	DOLLAR TREE JACKSONVILLE IL	\$ 108.50 007831	\$ 8.68	\$ 117.18
12/15	12/16 452543498	WAL-MART #0200 JACKSONVILLE IL	\$ 13.93 058902	\$ 1.01 (e)	\$ 14.94
12/25	12/26 453599218	EDPUZZLE PRO TEACHER SAN FRANCISCO CA	\$ 12.50 094529	\$ 0.00	\$ 12.50
TOTAL CREDITS xxxx-xxxx-xxxx-6119					\$ 0.00
TOTAL DEBITS xxxx-xxxx-xxxx-6119					\$ 642.83



Statement

Account Name:	SCHOOL 1, HIGH	Card Number:	xxxx-xxxx-xxxx-8269
Company Name:	NORTHWESTERN C.U.S.D.#2	Account Limit:	\$ 10,000.00
Employee ID:	7999995100020303		
Statement Date (MM/DD/YYYY):	01/05/2023	Currency:	U.S. DOLLAR

Statement Summary:

Report any items which do not agree with your records within 30 days of the statement date.

Payments:	\$ 0.00
Adjustments:	\$ 0.00
Net Purchases:	\$ 1,763.43
Cash Advance:	\$ 0.00
Fees:	\$ 0.00
Other Charges:	\$ 0.00
New Account Balance:	\$ 1,763.43

For your records only. No payment required.

Transaction Summary:

Trans Date	Posting Date Trans ID	Description	Pre-Tax Amount Auth #	Total Tax	Trans Amount
12/20	12/21 453150623	ISBE APPLICATIONS 2175576763 FL	\$ 48.07 057125	\$ 3.06	\$ 51.13
12/21	12/22 453234180	ILLINOIS PRINCIPALS AS 2175251383 IL	\$ 181.32 045863	\$ 17.68	\$ 199.00
12/30	01/02 454044029	MCGRAW-HILL K-12 8003383987 NY	\$ 1,353.55 083981	\$ 120.13 (e)	\$ 1,473.68
01/02	01/03 454130764	WAL-MART #4695 GODFREY IL	\$ 36.74 070119	\$ 2.88 (e)	\$ 39.62

TOTAL CREDITS	xxxx-xxxx-xxxx-8269	\$ 0.00
TOTAL DEBITS	xxxx-xxxx-xxxx-8269	\$ 1,763.43



Statement

Account Name:	SCHOOL 2, HIGH	Card Number:	xxxx-xxxx-xxxx-5642
Company Name:	NORTHWESTERN C.U.S.D.#2	Account Limit:	\$ 10,000.00
Employee ID:	7999995100020311		
Statement Date (MM/DD/YYYY):	01/05/2023	Currency:	U.S. DOLLAR

Statement Summary:

Report any items which do not agree with your records within 30 days of the statement date.	Payments:	\$ 0.00
	Adjustments:	\$ 0.00
	Net Purchases:	\$ 312.85
	Cash Advance:	\$ 0.00
	Fees:	\$ 0.00
	Other Charges:	\$ 0.00
	New Account Balance:	\$ 312.85

For your records only. No payment required.

Transaction Summary:

Trans Date	Posting Date Trans ID	Description	Pre-Tax Amount Auth #	Total Tax	Trans Amount
12/06	12/07 450963286	REAL VOLLEYBALL 858-2795479 CA	\$ 290.35 047299	\$ 22.50 (e)	\$ 312.85
TOTAL CREDITS			xxxx-xxxx-xxxx-5642		\$ 0.00
TOTAL DEBITS			xxxx-xxxx-xxxx-5642		\$ 312.85



Statement

Account Name:	SCHOOL, HIGH	Card Number:	xxxx-xxxx-xxxx-5130
Company Name:	NORTHWESTERN C.U.S.D.#2	Account Limit:	\$ 10,000.00
Employee ID:	7999995100020329		
Statement Date (MM/DD/YYYY):	01/05/2023	Currency:	U.S. DOLLAR

Statement Summary:

Report any items which do not agree with your records within 30 days of the statement date.

Payments:	\$ 0.00
Adjustments:	\$ 0.00
Net Purchases:	\$ 2,540.28
Cash Advance:	\$ 0.00
Fees:	\$ 0.00
Other Charges:	\$ 0.00
New Account Balance:	\$ 2,540.28

For your records only. No payment required.

Transaction Summary:

Trans Date	Posting Date Trans ID	Description	Pre-Tax Amount Auth #	Total Tax	Trans Amount
12/04	12/08 451244829	WALMART.COM 8009666546 800-966-6546 AR	\$ 48.47 006815	\$ 3.64 (e)	\$ 52.11
12/07	12/08 451244828	MEEHANS GROCERY GREENFIELD IL	\$ 6.13 065766	\$ 0.44 (e)	\$ 6.57
12/11	12/12 451590422	JOANN STORES #2246 SPRINGFIELD IL	\$ 57.06 092021	\$ 5.56	\$ 62.62
12/11	12/12 451590345	DOLLARTREE CARLINVILLE IL	\$ 82.50 085513	\$ 6.81	\$ 89.31
12/11	12/12 451590421	OLD NAVY US 3482 SPRINGFIELD IL	\$ 297.83 092416	\$ 32.02 (e)	\$ 329.85
12/11	12/12 451590344	FIVE BELOW 720 SPRINGFIELD IL	\$ 144.73 002429	\$ 15.56 (e)	\$ 160.29
12/11	12/13 451979720	GFS STORE #0516 SPRINGFIELD IL	\$ 144.18 022967	\$ 2.44	\$ 146.62
12/12	12/13 451979719	WAL-MART #0334 CARLINVILLE IL	\$ 45.77 000622	\$ 4.23 (e)	\$ 50.00
12/12	12/13 451979722	SQ SONNEBORNS OLD NO PALMYRA IL	\$ 20.00 055222	\$ 0.65	\$ 20.65
12/12	12/13 451979721	DOLLARTREE CARLINVILLE IL	\$ 541.25 045549	\$ 44.65	\$ 585.90
12/12	12/13 451979723	WAL-MART #0334 CARLINVILLE IL	\$ 183.07 006975	\$ 16.93 (e)	\$ 200.00
12/12	12/14 452060333	CASEYS #1533 PALMYRA IL	\$ 93.24 019794	\$ 6.76 (e)	\$ 100.00
12/12	12/14 452060257	FUEL 24 PALMYR00111310 PALMYRA IL	\$ 30.00 025416	\$ 0.00	\$ 30.00

12/13	12/15 452340573	ALEXANDERS STEAKHOUSE SPRINGFIELD IL	\$ 301.93 097242	\$ 12.58	\$ 314.51
12/15	12/16 452543581	HOFBRAUHAUS - ST LOUIS BELLEVILLE IL	\$ 170.42 082753	\$ 29.58	\$ 200.00
12/16	12/19 452669947	WAL-MART #0334 CARLINVILLE IL	\$ 19.62 044045	\$ 1.82 (e)	\$ 21.44
12/16	12/19 452669870	AMAZON.COM V81GB9CR3 A AMZN.COM/BILL WA	\$ 158.88 013629	\$ 11.53	\$ 170.41

TOTAL CREDITS	xxxx-xxxx-xxxx-5130	\$ 0.00
TOTAL DEBITS	xxxx-xxxx-xxxx-5130	\$ 2,540.28



Statement

Account Name:	PHILLIPS, MATTHEW E	Card Number:	xxxx-xxxx-xxxx-8899
Company Name:	NORTHWESTERN C.U.S.D.#2	Account Limit:	\$ 5,000.00
Employee ID:	7999994459024073		
Statement Date (MM/DD/YYYY):	01/05/2023	Currency:	U.S. DOLLAR

Statement Summary:

Report any items which do not agree with your records within 30 days of the statement date.	Payments:	\$ 0.00
	Adjustments:	\$ 0.00
	Net Purchases:	\$ 154.04
	Cash Advance:	\$ 0.00
	Fees:	\$ 0.00
	Other Charges:	\$ 0.00
	New Account Balance:	\$ 154.04

For your records only. No payment required.

Transaction Summary:

Trans Date	Posting Date Trans ID	Description	Pre-Tax Amount Auth #	Total Tax	Trans Amount
12/07	12/08 451244830	WAL-MART #0334 CARLINVILLE IL	\$ 18.38 005978	\$ 1.70 (e)	\$ 20.08
12/12	12/13 451979799	WAL-MART #0334 CARLINVILLE IL	\$ 23.29 066417	\$ 2.15 (e)	\$ 25.44
12/15	12/16 452543582	EBAY O 24-09484-45843 SAN JOSE CA	\$ 56.00 077884	\$ 4.06	\$ 60.06
01/03	01/04 454214278	WAL-MART #0334 CARLINVILLE IL	\$ 44.36 023970	\$ 4.10 (e)	\$ 48.46
TOTAL CREDITS					xxxx-xxxx-xxxx-8899 \$ 0.00
TOTAL DEBITS					xxxx-xxxx-xxxx-8899 \$ 154.04



Statement

Account Name:	DEPT, TRANS BUILDING	Card Number:	xxxx-xxxx-xxxx-0668
Company Name:	NORTHWESTERN C.U.S.D.#2	Account Limit:	\$ 5,500.00
Employee ID:	7999993903008138		
Statement Date (MM/DD/YYYY):	01/05/2023	Currency:	U.S. DOLLAR

Statement Summary:

Report any items which do not agree with your records within 30 days of the statement date.

Payments:	\$ 0.00
Adjustments:	\$ 0.00
Net Purchases:	\$ 1,011.38
Cash Advance:	\$ 0.00
Fees:	\$ 0.00
Other Charges:	\$ 0.00
New Account Balance:	\$ 1,011.38

For your records only. No payment required.

Transaction Summary:

Trans Date	Posting Date Trans ID	Description	Pre-Tax Amount Auth #	Total Tax	Trans Amount
12/14	12/15 452340574	WALTONS JACKSONVILLE IL	\$ 354.95 037508	\$ 28.40	\$ 383.35
12/15	12/16 452543658	SP LOCKSMITH SUPPLY CARTERSVILLE GA	\$ 103.50 069234	\$ 7.50 (e)	\$ 111.00
12/19	12/20 453011466	NOR NORTHERN TOOL 800-222-5381 MN	\$ 193.33 063498	\$ 13.77 (e)	\$ 207.10
12/19	12/21 453150622	HOMEDEPOT.COM 800-430-3376 GA	\$ 179.99 080879	\$ 0.00	\$ 179.99
12/26	12/28 453715699	HOMEDEPOT.COM 800-430-3376 GA	\$ 49.97 002411	\$ 0.00	\$ 49.97
12/26	12/28 453715715	HOMEDEPOT.COM 800-430-3376 GA	\$ 79.97 002411	\$ 0.00	\$ 79.97

TOTAL CREDITS	xxxx-xxxx-xxxx-0668	\$ 0.00
TOTAL DEBITS	xxxx-xxxx-xxxx-0668	\$ 1,011.38