


How To Do

a


D B Q

**Ms. Susan M. Pojer  
Horace Greeley H. S. Chappaqua, NY,  
revised by Jeff Burns**

A “Dazzling” D.B.Q.  
Is Like a Tasty Hamburger



# The Introductory Paragraph




The "Top Bun" of your essay!

Think 3 + 1 at the least

# The Introductory Paragraph

1. Establish TIME & PLACE. Three sentences to establish background.
2. Create a clear, THESIS STATEMENT that answers all parts of the prompt. [underline or highlight it!] Try your best to make it a SINGLE sentence, the last in the paragraph.
3. Allude to the SUB-TOPICS or categories you will discuss to support your thesis statement
  - No “laundry list!”
4. Focus on the question at hand—do NOT begin with a “flowery” sentence!

# The “Meat” Paragraphs



The “tasty” part of your essay!

6-10 sentences+ per paragraph

# The “Meat” Paragraphs

1. Identify your sub-topic or category in the first sentence.
2. Include the documents that are relevant to support the ideas in the paragraph.
3. Use most of the documents given.
4. Bring in supportive outside information.  
This is critical!!  
\* o.i.'s = “outside information”
5. Why were these documents selected?

# Questions to Ask Yourself About the Documents

1. Attribution → Who is this person?
2. Why might they be significant?
3. What is the point of view (POV) of the author?
4. How reliable and accurate is the source?
5. What is the tone or intent of the document author?
6. What other information does this document call to mind? Use all available clues.

**GET HAPPY!**


*Remember, docs. can be used in a variety of ways!*

# How to Reference a Document in Your Essay

1. Thomas Paine, in his pamphlet, *Common Sense*, said: "....." (Doc 2)
  2. Joe Smith, a mid-Western delegate to the Republican convention in 1912, agreed with....(Doc 4)
  3. The 19<sup>c</sup> historian, Frederick Jackson Turner, felt that ..... (Doc. 7)
- NEVER begin with: In Document 3, ....  
Don't quote documents.



# The Concluding Paragraph



The "Bottom Bun" of your essay!

It holds it all together!


3-4 sentences

**Incorporate Synthesis.** For the DBQ, synthesis can involve 1) extending or modifying the thesis with a counter-example, 2) recognizing and accounting for contradictory evidence in an argument, or 3) connecting the topic to another historical period, geographical area, context, or circumstance beyond that which is called for in the prompt.

# The Concluding” Paragraph

1. Start with a “concluding phrase.”
2. Restate your thesis statement a bit differently.
3. Put your essay answer in a larger historical perspective.
  - End of some trend/movement/idea, etc.
  - Beginning of some trend/movement/idea
  - End of one & beginning of another.
  - Do NOT end on the note that this is the reason we are where we are today!

Put It All Together, And . . . .



Ummmmm, Burger!



I Mean, A Perfect Essay!