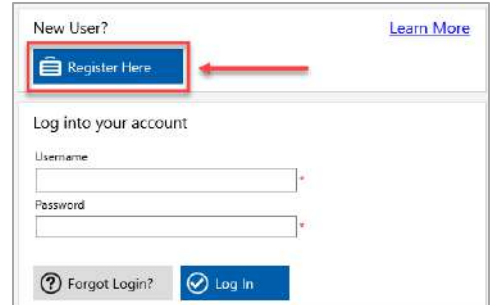


Accessing Your MyBenefitsChannel Account

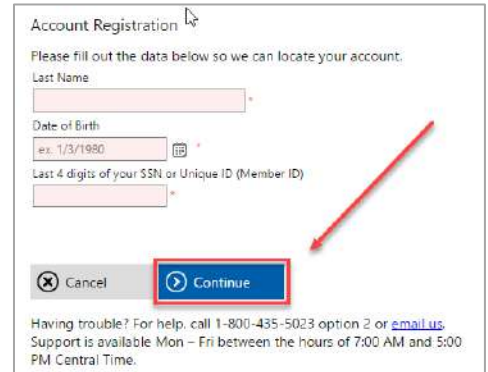
Step 1: Go to MyBenefitsChannel.com

- From any computer, visit www.mybenefitschannel.com
- To register and create your username and password, click **Register Here**.
- Your username and password are secure and are not shared with anyone, even your employer.



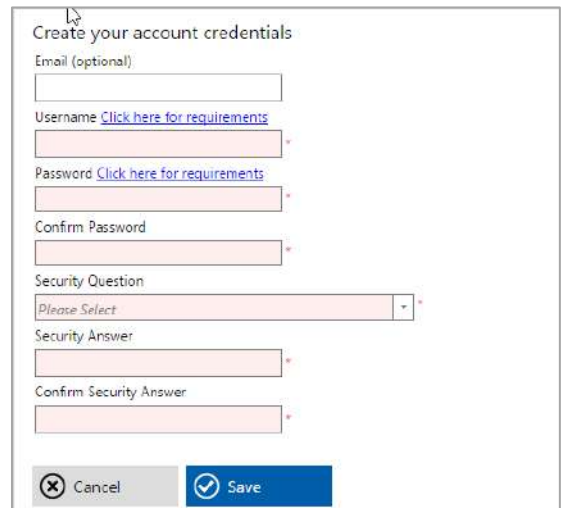
Step 2: Register & Create your Account

- Enter your Last Name, Date of Birth, and Last 4 digits of your SSN or Unique ID (Member ID).
- Click **Continue**.
- On the next screen, you will need to review the Terms & Conditions: check the box indicating your agreement, and click **Submit Agreement**.



Step 3: Create your username and password

- Be sure to enter the email address you use most frequently. When you have secure messages or employer-sponsored activities to do you will receive a notification to the email address you enter on this page. Your email address is **secure and will not be shared** or sold, and will only be used for employer-related business.
- Your username and password must be at least 8 characters and cannot contain special characters like <, >, ', ", and &. Using your email address as your username is recommended.
- Password must be at least 8 characters with at least 1 upper case letter (A-Z), at least one lower case letter (a-z), and at least 1 digit (0-9).
- Cannot contain special characters, your first name, last name or username. Cannot contain certain common passwords or any of your previous 3 passwords.
- Choose a security question and answer to use if you need to recover your username and password.
- You will use the same username and password to log-in to MyBenefitsChannel and the My Wellness Station biometric data upload application (if applicable).
- Click **Save**.



Congratulations, you've logged in! Please explore all that MyBenefitsChannel has to offer!

Need help or have questions? Contact MyBenefitsChannel at 800.435.5023. We will be glad to help!