


HOW TO CLAIM YOUR STUDENT ACCOUNT

RHS MEDIA DEPARTMENT



GO TO MY.CLAYTON.K12.GA.US



The screenshot shows a web browser window with the address bar displaying "my.clayton.k12.ga.us/ldp/AuthnEngine#/authn". The page title is "Clayton County Public Schools Portal". Below the title is the school district's logo, which features a circular seal with the text "CLAYTON COUNTY PUBLIC SCHOOLS" and "JONESBORO, GA" around a central emblem of a torch and an open book. The login section includes a "Login" label, a "Forgot my Password" link, a "Username" input field, a "Go" button with a right arrow, and a "Claim My Account" button. A link "Don't have an account yet? Claim your account." is positioned above the "Claim My Account" button. The Windows taskbar at the bottom shows the time as 10:10 AM on 3/13/2020.

Clayton County Public Schools Portal

CLAYTON COUNTY PUBLIC SCHOOLS
JONESBORO, GA

Login [Forgot my Password](#)

Username

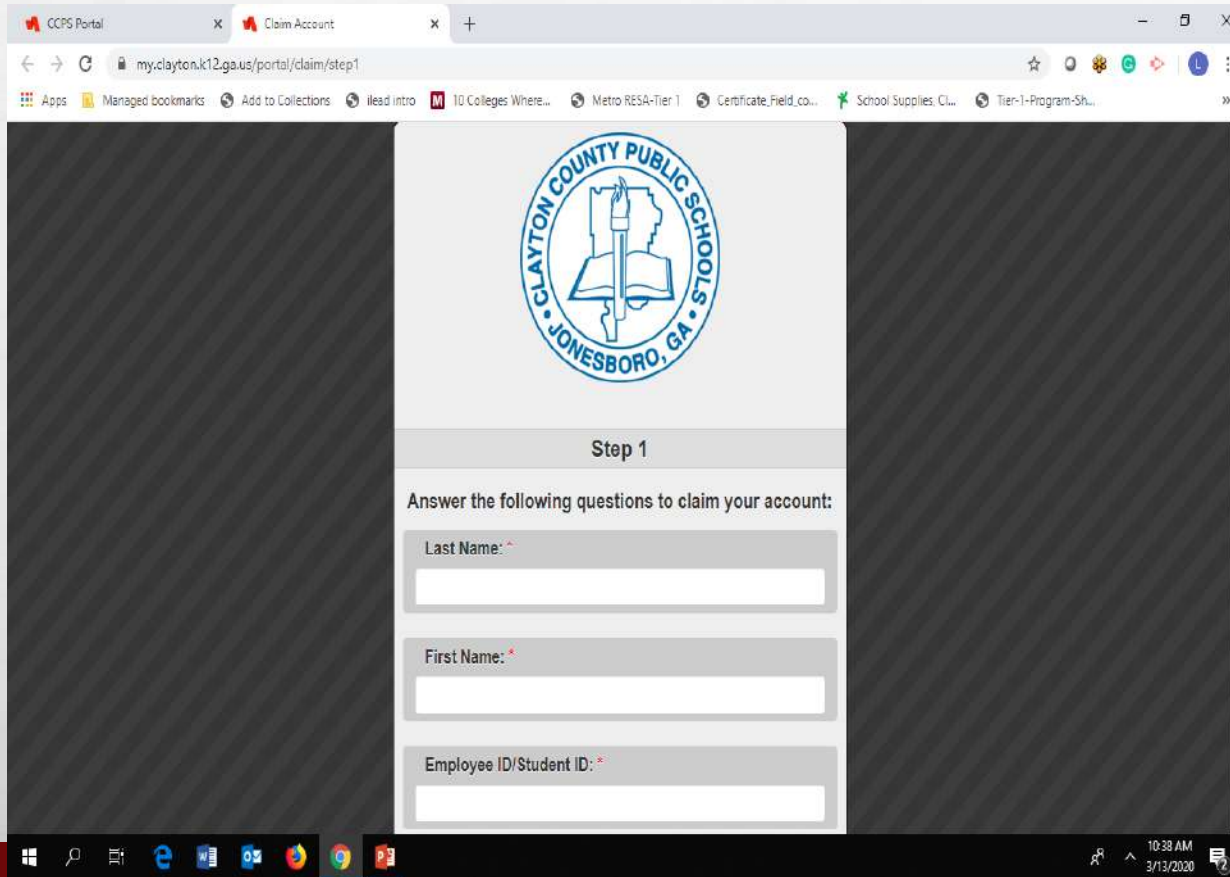
[Go](#) >

[Don't have an account yet? Claim your account.](#)

[Claim My Account](#)

- **SELECT CLAIM ACCOUNT**

COMPLETE REGISTRATION PROCESS



CCPS Portal

Claim Account

my.clayton.k12.ga.us/portal/claim/step1

Step 1

Answer the following questions to claim your account:

Last Name: *

First Name: *

Employee ID/Student ID: *

- **INPUT LAST NAME**
- **INPUT FIRST NAME**
- **INPUT STUDENT
NUMBER BEGINNING
WITH ZERO**

SET A PASSWORD



- **SELECT A PASSWORD NEVER USED BEFORE**
- **DO NOT USE THE SAME PASSWORD FOR EVERYTHING ONLINE**


ANSWER AT LEAST 3 OF THE RESET QUESTIONS




- **IT IS RECOMMENDED YOU
SELECT QUESTIONS TO
ANSWER THAT IS EASIER
FOR YOU TO REMEMBER (E.G.
BIRTH MONTH OR YEAR)**

TEST YOUR NEW PASSWORD

- **OPEN A NEW TAB**
- **GO TO MY.CLAYTON.K12.GA.US**
- **ENTER YOUR STUDENT ID NUMBER WITH AN “S” AND THE NUMBER “0” IN THE FRONT. SELECT “GO”**
- **ENTER YOUR NEWLY MADE PASSWORD. SELECT “GO”**



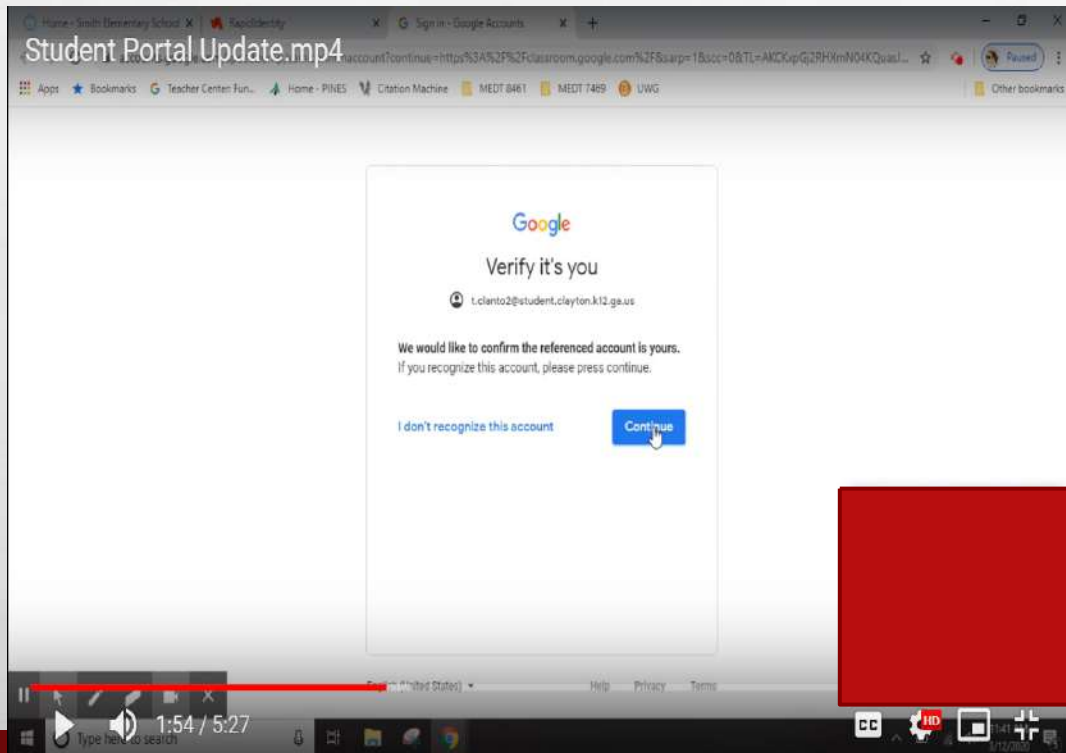
The screenshot shows a web browser window with the address bar displaying 'my.clayton.k12.ga.us/Idp/AuthnEngine#/authn'. The page title is 'Clayton County Public Schools Portal'. Below the header is the Clayton County Public Schools logo. The login section includes a 'Login' link, a 'Forgot my Password' link, a 'Username' input field, a 'Go' button, a link for users without an account, and a 'Claim My Account' button.




This screenshot shows the same login page, but the 'Password' input field is now active. The 'Go' button remains, and a new 'Start Over' button has appeared below it. The Windows taskbar at the bottom shows the date as 3/13/2020 and the time as 10:53 AM.

VERIFY YOUR IDENTITY

- **VERIFY YOUR IDENTITY**



WELCOME TO YOUR STUDENT PORTAL



• COMMONLY USED ICONS INCLUDE:

- **EMAIL**
- **GOOGLE CLASSROOM**
- **INFINITE CAMPUS**
- **ACHIEVE 3000**
- **ILLUMINATE**
- **GALILEO (FOR RESEARCH, PASSWORD: ABOARD)**
- **GIZMOS**
- **OTHERS RECOMMENDED BY TEACHERS**