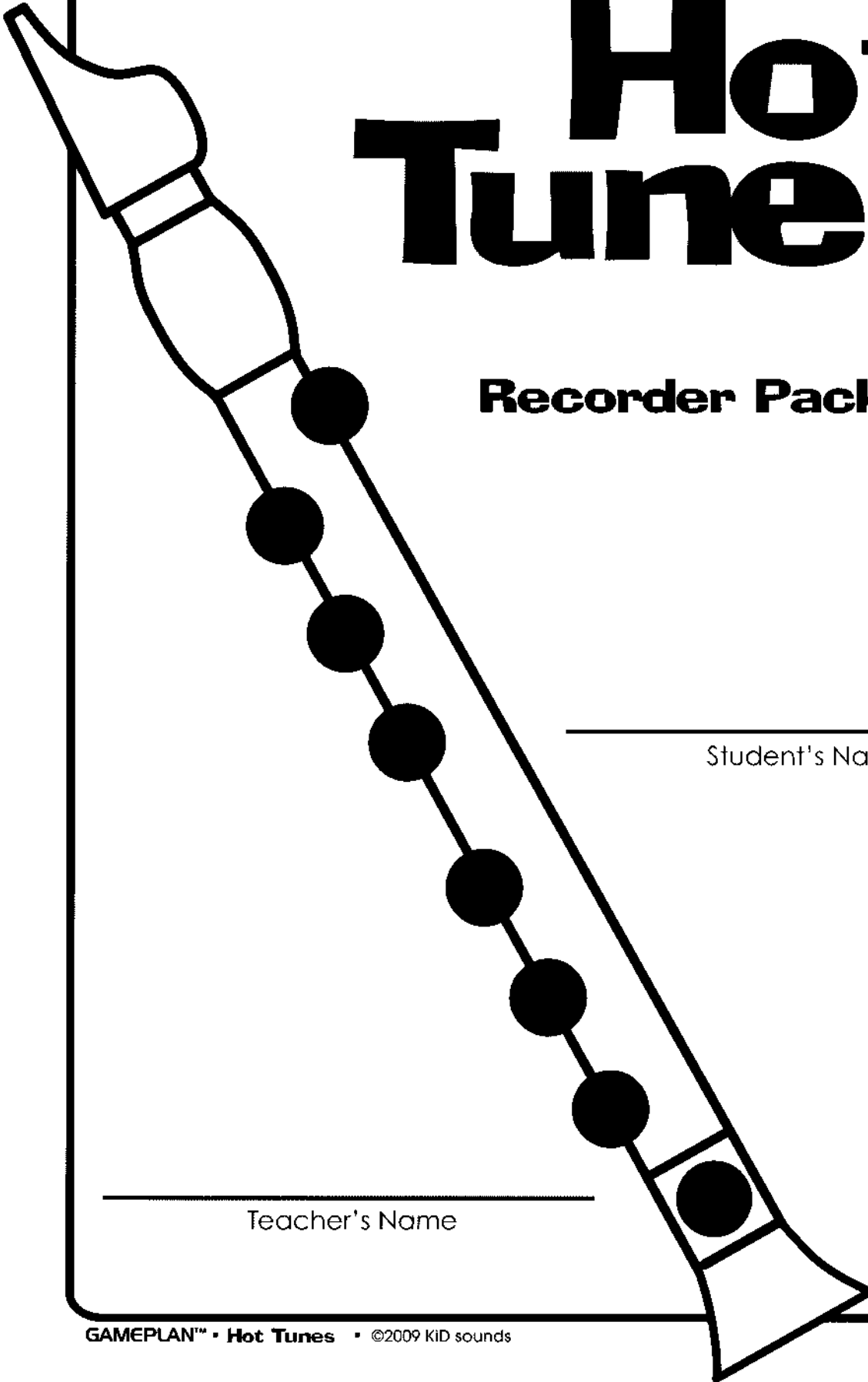


# Hot Tunes

## Recorder Packet



\_\_\_\_\_  
Student's Name

\_\_\_\_\_  
Teacher's Name

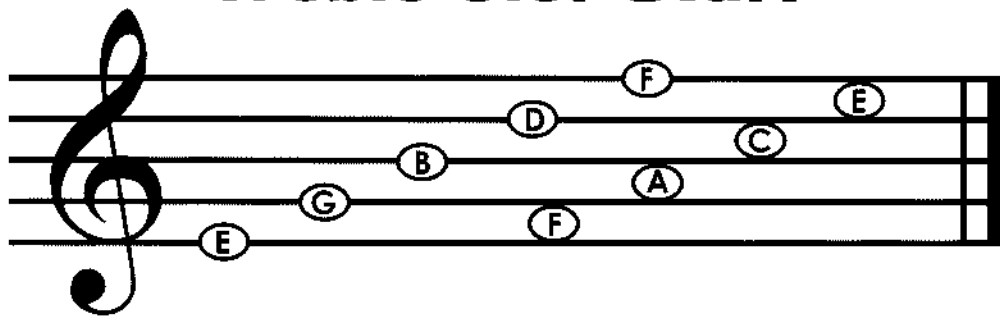


# Welcome to Hot Tunes!

## A few reminders...

- left hand on top
- tilt recorder down
- cover holes tightly
- breathe gently ... warm air
- begin each note with "duh"


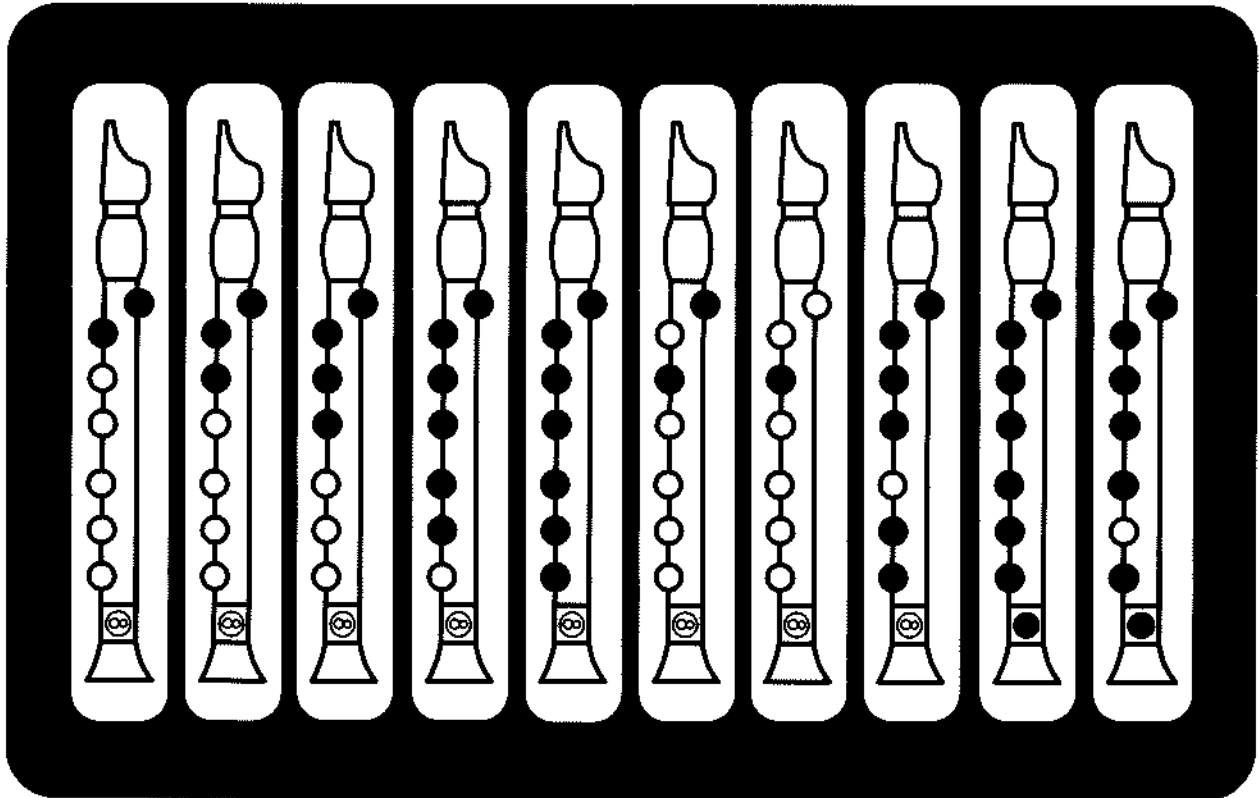
## Treble Clef Staff



## Note Values and Rests

whole note		whole rest		4 beats
dotted half note		dotted half rest		3 beats
half note		half rest		2 beats
quarter note		quarter rest		1 beat
eighth note		eighth rest		1/2 beat
sixteenth note		sixteenth rest		1/4 beat

# Fingering Chart







**B A G E D C D F# C F**



# B·A·G Review

DeLelles



Match the note  
with the number of times  
it occurs in this tune.

B	4
A	12
G	16

What  
fingering  
is this?

—



# Activity #1

Name \_\_\_\_\_

Identify the notes to determine each word.

\_\_\_\_\_

\_\_\_\_\_

\_\_\_\_\_

\_\_\_\_\_

\_\_\_\_\_

\_\_\_\_\_

\_\_\_\_\_

\_\_\_\_\_




# Skin and Bones

Kentucky Folk



There was an old wom-an all skin and bones.



Oo - oo - oo - oo. \_\_\_\_\_

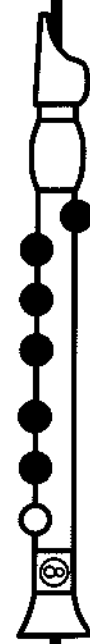
2. *She lived down by the old graveyard. . .*
3. *One night she thought she'd take a walk. . .*
4. *She walked down by the old graveyard. . .*
5. *She saw the bones a-lyin' around. . .*
6. *She went to the closet to get a broom. . .*
7. *She opened the door and. . ."BOO!"*




What fingering is this?

\_\_\_\_\_

**Draw a treble clef sign on the second staff.**



# Hosisipa



Draw a double bar at the end of this tune.

What fingering is this?


—



# Activity #2

Name \_\_\_\_\_

Use the clues below to complete the crossword puzzle.



## Across

1. It has five lines
5. Top of the recorder
7. Note worth one beat
9. Which way you tilt the recorder
10. Breathe \_\_\_\_\_
14. Ancestor of the flute

## Down

2. Names of spaces
3. Cover \_\_\_\_\_ tightly
4. Another word for tune
6. Note worth two beats
8. Bottom of the recorder
11. \_\_\_\_\_ clef
12. Note worth four beats
13. Left hand on \_\_\_\_\_

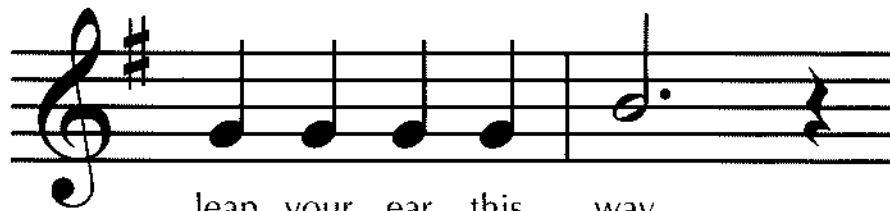


# Jolly Old St. Nicholas


Traditional



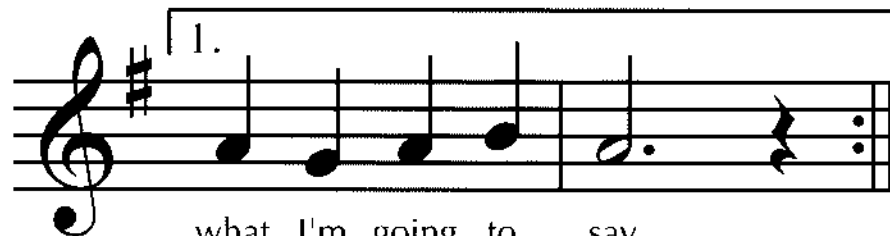
Jol - ly Old St. Nich - o - las,  
Christ-mas Eve is com - ing soon,



lean your ear this way.  
Now you dear old man.



Don't you tell a sin - gle soul  
Whis - per what you'll bring to me;



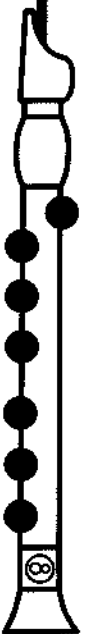
what I'm going to say



tell me if you can.

What  
fingering  
is this?

**Circle the last note in the first ending.**



# Activity #3

Name \_\_\_\_\_

## Word Search



Find the following words and composers.

- |         |            |            |              |         |
|---------|------------|------------|--------------|---------|
| BRASS   | WOODWIND   | PERCUSSION | STRING       | PICCOLO |
| FLUTE   | CLARINET   | OBOE       | SAXOPHONE    | BASSOON |
| TRUMPET | FRENCHHORN | TROMBONE   | TUBA         | VIOLIN  |
| VIOLA   | CELLO      | DOUBLEBASS | CRASHCYMBALS | TIMPANI |
| CHIMES  | XYLOPHONE  | BASSDRUM   | SNAREDRUM    | BACH    |
| BRAHMS  | BEETHOVEN  | CHOPIN     | TCHAIKOVSKY  | HANDEL  |
| MOZART  | JOPLIN     | COPLAND    | RAVEL        | DEBUSSY |
| VIVALDI |            |            |              |         |



# This Little Light of Mine




With a swing

Spiritual



SR

This lit-tle light of mine, I'm gon-na let it shine.



This lit-tle light of mine, I'm gon-na let it shine.



This lit-tle light of mine, I'm gon-na let it shine. Let it shine,

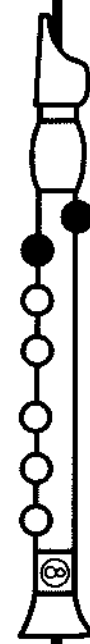


let it shine, let it shine.

What fingering is this?

How many measures are in this tune?

\_\_\_\_\_





# Goodnight Ladies



Traditional

SR

Good - night la - dies,

Good - night la - dies,

Good - night la - dies, we're

going to leave you now.

**Circle the notes that are worth three beats.**


What fingering is this?

\_\_\_\_\_





# The Elephant Carries a Great Big Trunk



The elephant carries  
a great big trunk,  
He never packs it with clothes.  
It has no lock and it has no key,  
But he takes it  
wherever he goes.

DeLelles/Kriske

SR3

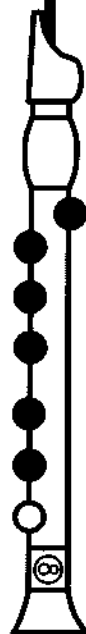
SR2

SR1

**Find two friends and play  
the three parts together.**

What  
fingering  
is this?

—



# Activity #4

Name \_\_\_\_\_

Draw each treble clef sign, name each note, and fill in the correct circles to identify the fingerings.

A card with a treble clef, a middle C on the first line, and a whole note on the second line. A small circle is on the stem of the note.

A card with a treble clef, a middle C on the first line, and a whole note on the second line. A small circle is on the stem of the note.

A card with a treble clef, a middle C on the first line, and a whole note on the second line. A small circle is on the stem of the note.

A card with a treble clef, a middle C on the first line, and a whole note on the second line. A small circle is on the stem of the note.

A card with a treble clef, a middle C on the first line, and a whole note on the second line. A small circle is on the stem of the note.




A card with a treble clef, a middle C on the first line, and a whole note on the second line. A small circle is on the stem of the note.



# High D's Hot!



DeLelles/Kriske



What fingering is this?

—

Copy the notes in measure #1 into the blank measures.



# Activity #5

Name \_\_\_\_\_

Transfer the rhythm shown on the right to the staff below, creating a melody for soprano recorder. Use any combination of the following pitches:



Remember: A good melody has repetition!



# The Birch Tree

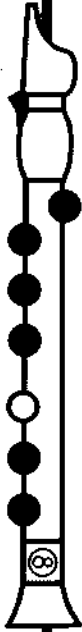
Russian Folk

The musical score consists of two staves of music in treble clef, key of D major (one sharp), and 2/4 time. The first staff begins with a treble clef, a sharp sign, and a 2/4 time signature. The notes are: D4 (quarter), E4 (quarter), F#4 (quarter), G4 (quarter), A4 (quarter), B4 (quarter), A4 (quarter), G4 (quarter), F#4 (quarter), E4 (quarter), D4 (quarter). The second staff begins with a treble clef and a sharp sign. The notes are: D4 (quarter), E4 (quarter), F#4 (quarter), G4 (quarter), A4 (quarter), B4 (quarter), A4 (quarter), G4 (quarter), F#4 (quarter), E4 (quarter), D4 (quarter). The letter 'SR' is written below the first staff.

Circle the F#’s in this tune.

What fingering is this?




\_\_\_\_\_



# Praise the Fire



French Folk



**Find the measure  
with the wrong number of beats  
and correct the notation.**

**What  
fingering  
is this?**

—





# Old Man Mosey

With a swing

Massachusetts Folk



SR

Old Man Mo-sey — sick in the head.



Called the doc-tor, the doc - tor said,



"Please step for-ward, turn a - round.



Do the Hok-ey Pok-ey and get out-ta town."

What  
fingering  
is this?

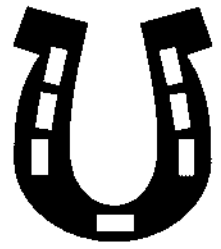
**Circle the ties in this tune.**

—






**C** Hot Tune #12

# Lucky Seven

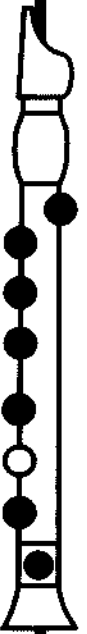


DeLelles/Kriske



**Circle all the C's in this tune.**

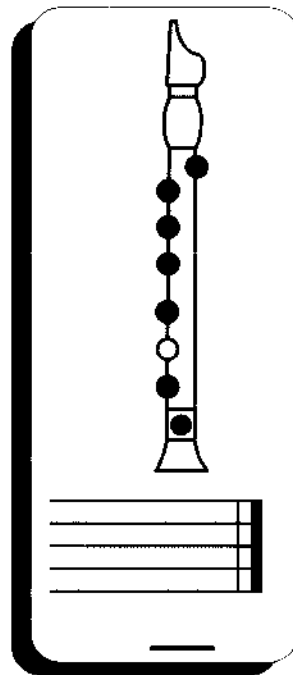
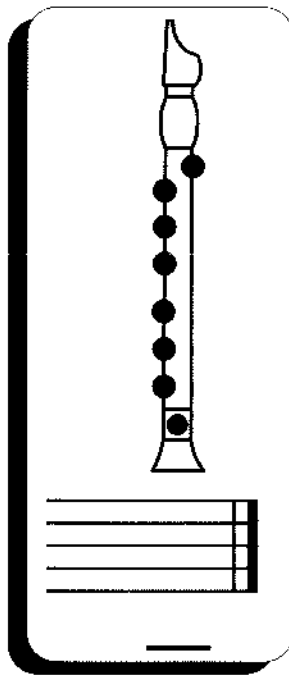
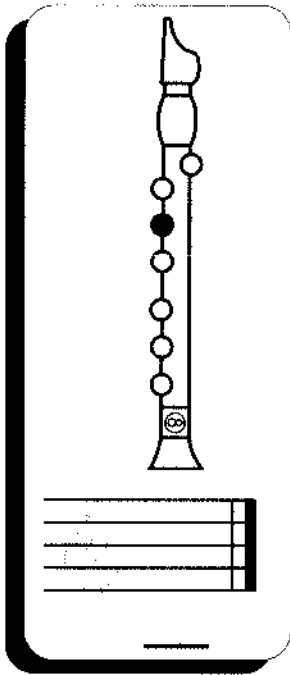
What fingering is this?  
—



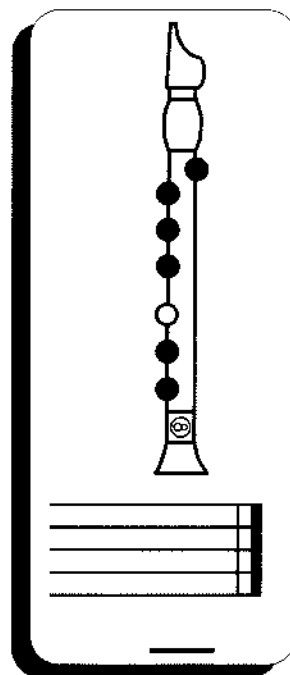
# Activity #6

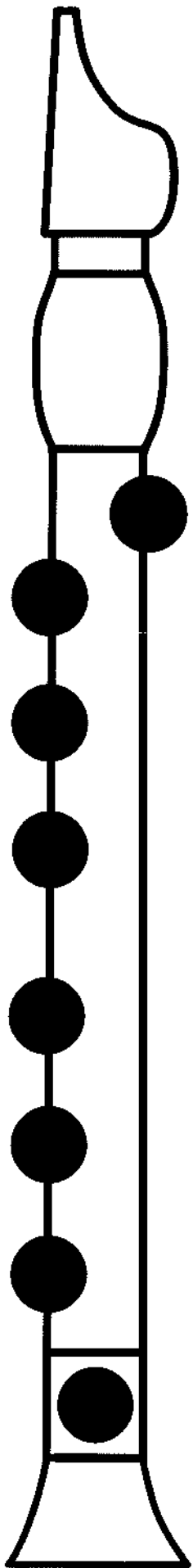
Name \_\_\_\_\_

Draw each treble clef sign and identify the fingering by naming the note and drawing it on the staff.



Don't forget:  
On the staff,  
the sharp sign (#)  
is drawn *before*  
the note.





This certificate  
is awarded  
to

---

for successful completion of

# Hot Tunes

---

Music Teacher

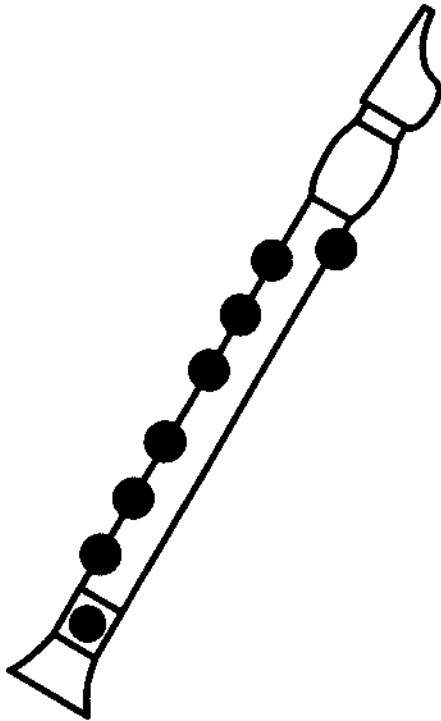
---

Date



# Hot Tunes

## Recorder Packet



**Hot Tunes** is a set of 22 reproducible song and activity pages that accompany **GAMEPLAN** Grade Five. Each of the 12 songs introduces or reviews a new pitch or skill and is arranged in order of difficulty. Permission is granted to duplicate these pages annually for the students in one school.

To provide flexibility, no page numbers are included and there is no reference to fifth grade. If duplicating the entire packet, the order below shows the chronological sequence.

See Appendix E (page 151) for more information on teaching recorder.

1. Cover Page
2. Welcome Page
3. Fingering Chart

5. **Activity #1**

8. **Activity #2**

10. **Activity #3**

14. **Activity #4**

16. **Activity #5**

21. **Activity #6**

22. Certificate of Completion

This page is  
not intended for  
students.