



ECSD Graduation Rate

Celebrate Success

2016-2017 Graduation Rate



3.4 percentage point increase from 2015-16

**15.3 percentage point increase within the
past five years**

Calculating Graduation Rate



- Adjusted Cohort:
 - All Students Ever Enrolled in the 9th Grade Cohort MINUS the Removed category
 - Removed category: Students who have moved out of state or out of district, w/drawn to private or homeschool, deceased



Past: From Then to Now

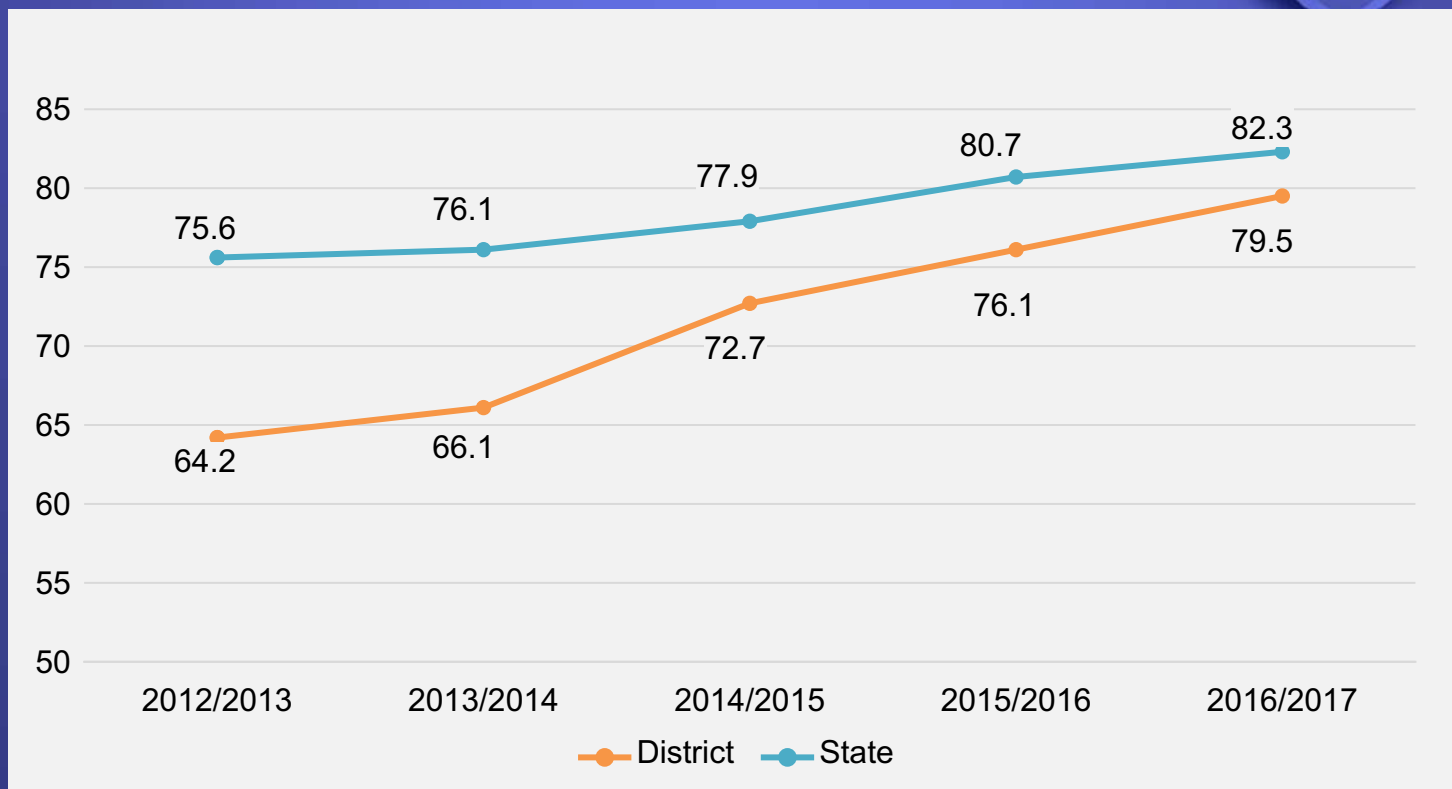
Historical Data

Graduation Year	Grad Rate	Negative W/D	# Diplomas
2012-2013	64.2%	1,116	1,999
2013-2014	66.1%	957	1,870
2014-2015	72.7%	749	1,996
2015-2016	76.1%	626	1,990
2016-2017	79.5%	577	2,232

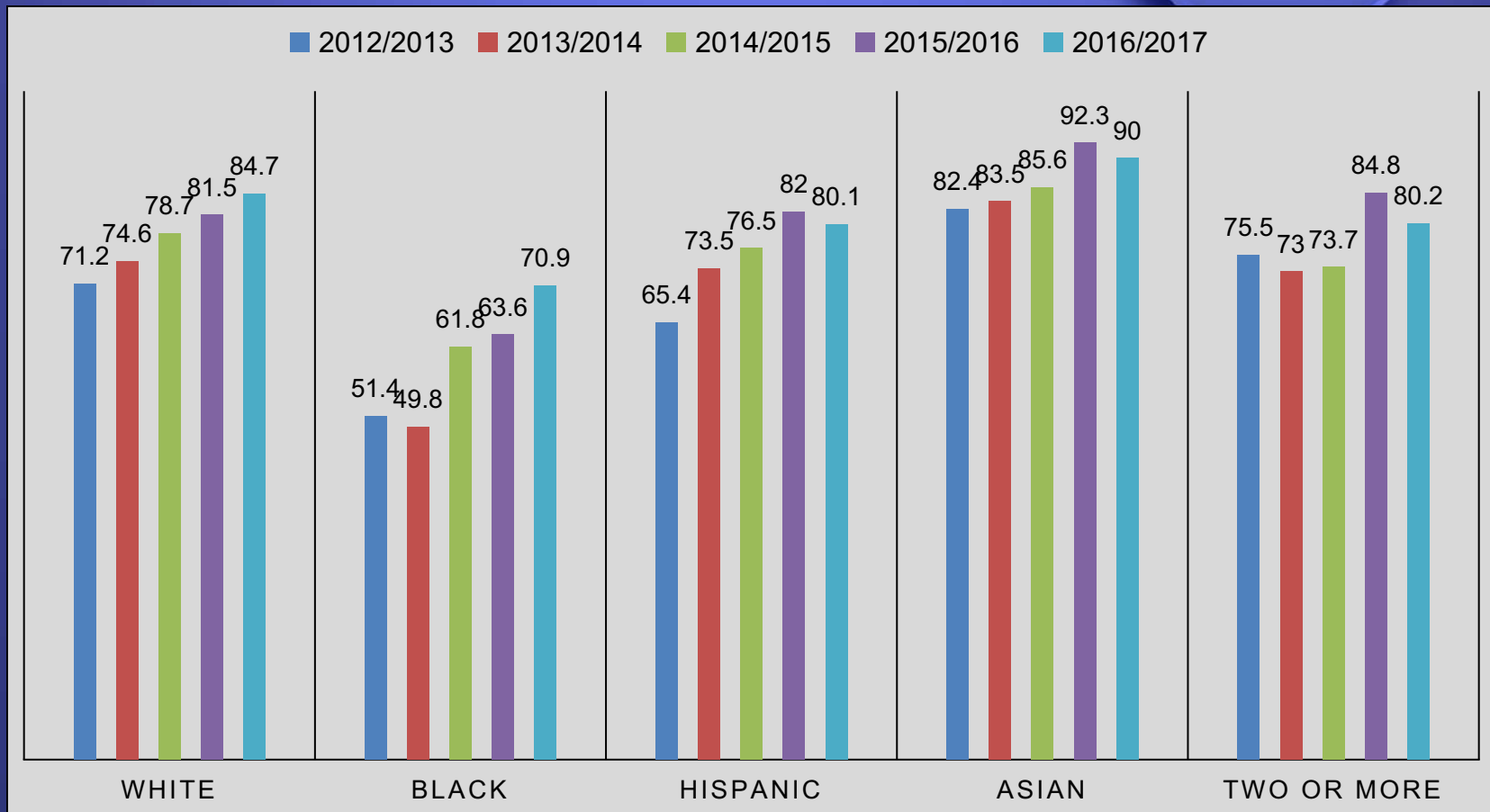
Historical Graduation Rate by School

SCHOOLS	2012/2013	2013/2014	2014/2015	2015/2016	2016/2017
Escambia	55.1%	60.1%	68.5%	74.5%	77.4%
Northview	70.8%	70.2%	79.0%	84.2%	83.5%
Pensacola High	62.3%	61.5%	73.0%	75.7%	80.9%
Pine Forest	60.0%	64.5%	67.9%	70.6%	76.2%
Tate	77.1%	77.2%	80.2%	81.4%	87.2%
Washington	76.4%	72.2%	83.8%	78.5%	79.4%
West Florida	90.9%	95.4%	92.5%	96.1%	99.1%

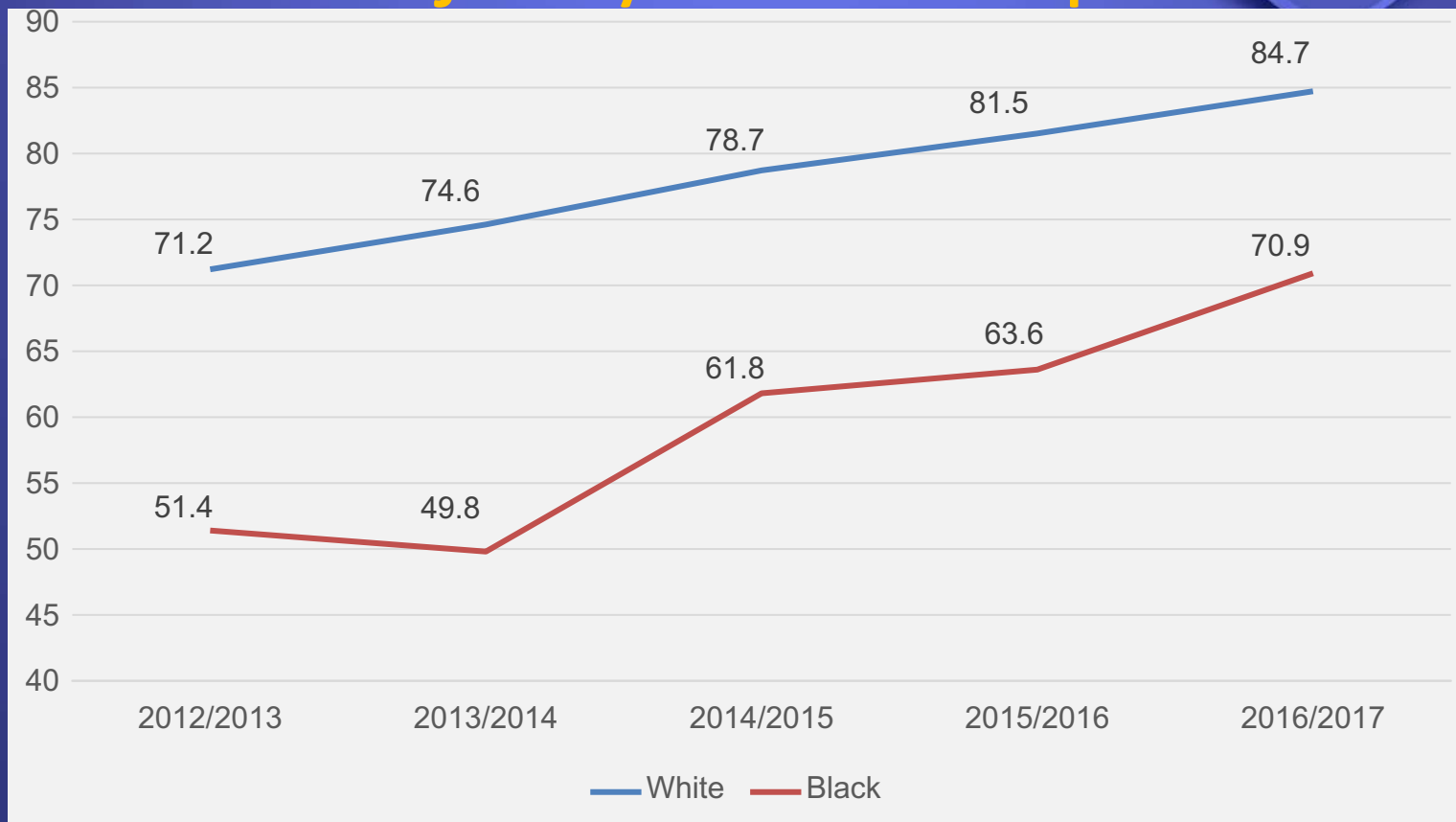
District's Graduation Rate Compared to State's Graduation Rate



Graduation Rate by Race/Ethnicity

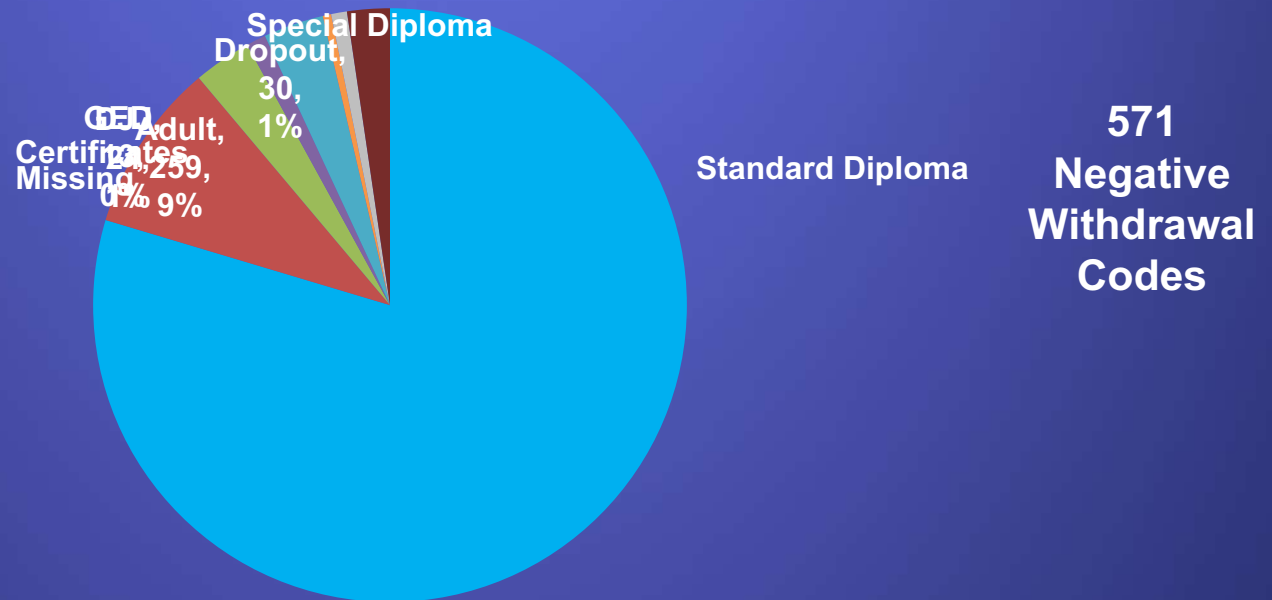


Graduation Rate by Majority Sub Groups



Negative Withdrawal Codes for 2016-2017 Graduating Class

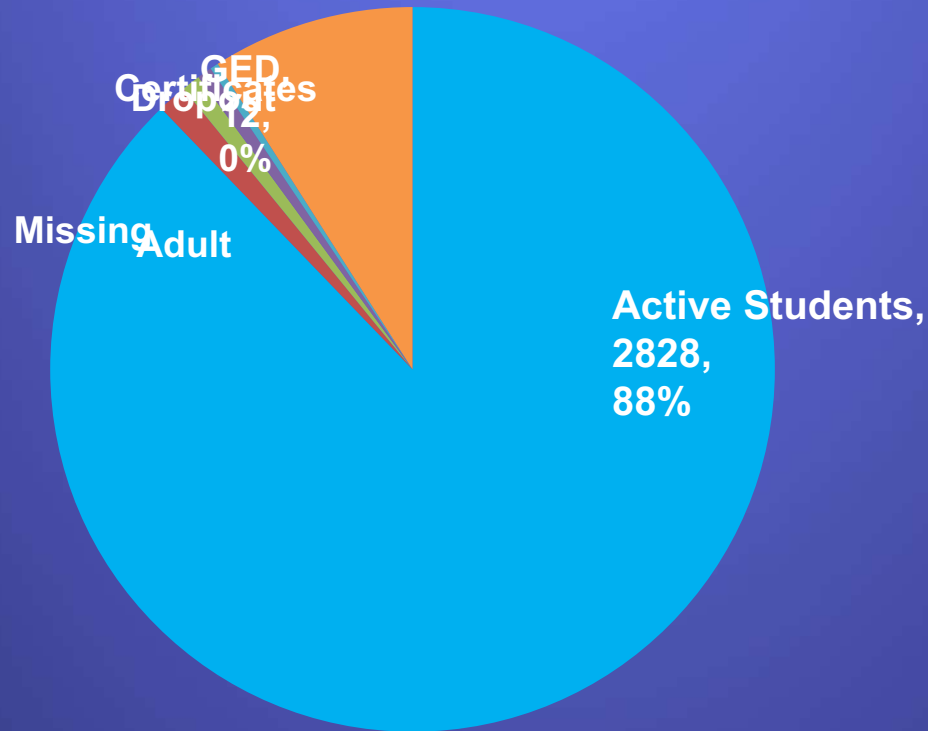
- Standard Diploma ■ Adult ■ Missing ■ Dropout
- Certificates ■ GED ■ DJJ ■ Special Diploma



2017-2018 Graduation Class

Projected Graduation Numbers as of February 13, 2018

Active Students Missing Dropout Certificates GED Adult



393 Negative
Withdrawal
Codes

Graduation Coaches Role

- Assist schools with keeping data clean
- Provide school support
- Support Early Warning System
- Participate in Graduation Task Force
- Schedule Home visits
- Provide Escambia Virtual Transition (EVT) support

District Continuous Improvement Strategies

Increase Number of Diplomas

- Offer full-time Adult High School Program
- Serve more at-risk students at Success Academy
- Offer career training and OJT at Success Academy
- Recruit dropouts back into the district through a Career Pathway Plan at Success Academy and George Stone



School-Based Continuous Improvement Strategies

- Ensure data remains accurate
 - Withdrawal Data Protocol
 - Continuous Training
- Utilize Focus Reports/Early Warning System
- Utilize mentoring program/teacher volunteers
- Continue School-based Student Success Team Collaboration
- Engage parents and the community
- Identify at risk for EVT high school program

A photograph showing the tops of several blue graduation caps and gowns, slightly out of focus, against a dark background.

District Graduation Goal

Graduation Rate at or
above state average