

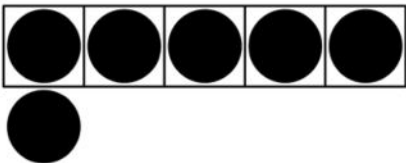


NAME \_\_\_\_\_

DATE \_\_\_\_\_

PERIOD \_\_\_\_\_

## U2: Numbers 1 - 10: End-of-Unit Assessment

1. Draw a line to **match** each picture with the number it shows.



8

7

6

4

---


NAME

DATE

PERIOD

2. How many dots are there?

Write a **number** to show how many dots there are.



\_\_\_\_\_

-----


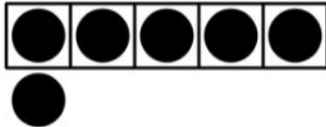
\_\_\_\_\_

NAME \_\_\_\_\_

DATE \_\_\_\_\_

PERIOD \_\_\_\_\_

3a. Circle the group that has **more** things.

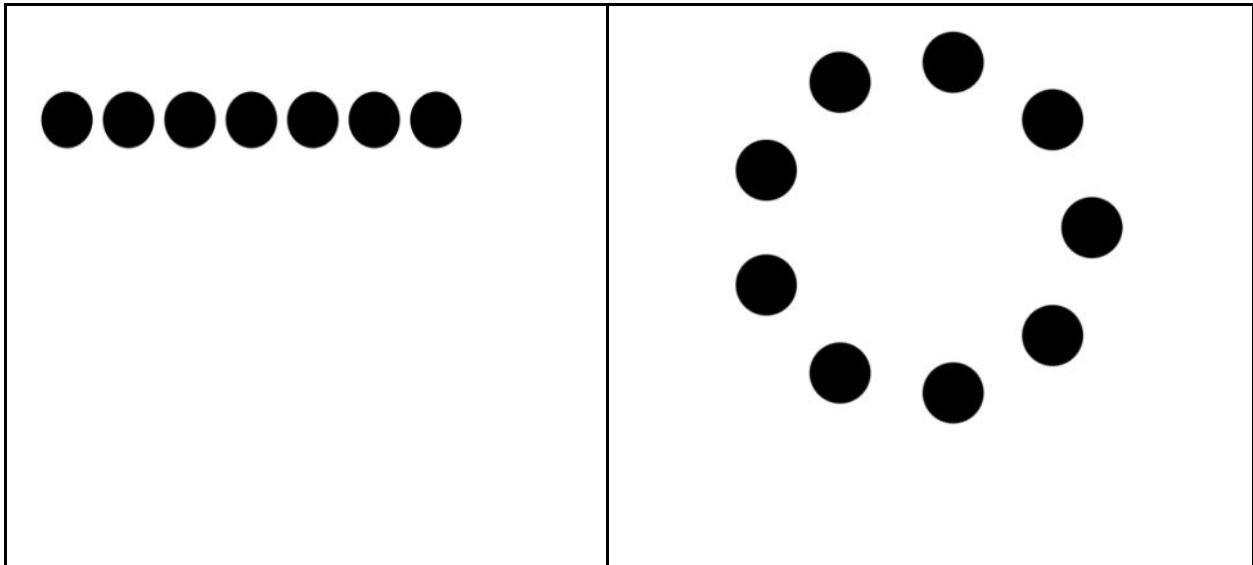


3b. Circle the group that has **fewer** things.

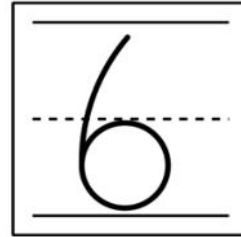
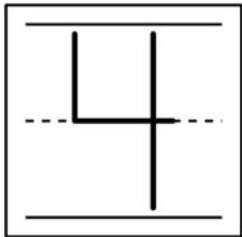
NAME

DATE

PERIOD



4a. Circle the number that is **more**.

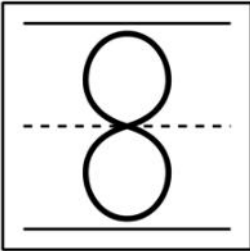



4b. Circle the number that is **less**.

NAME

DATE

PERIOD

5. Write the missing **numbers**.

--

NAME

DATE

PERIOD

