

Picture Books

Stage 1K: I Spy! Stage 2K: Create

CCSS: K.CC.B.4

Illustrative Mathematics Unit Map
 Stage 1&2: Grade K: Unit 1,2,3
 Stage 2: Grade 1 Unit 7

Overview: 1-2 Players

Players spot math all around them, even in picture books! This center spans grades K-5 where players progress from counting collections to naming geometric shapes in literature.


In **Stage 1**, players explore picture books and hunt for collections of objects. When a collection is found, the player declares "I Spy ____ (number in collection)" and shows the picture to a partner. Partners may be able to identify small quantities immediately, or they may need to count to figure out how many.

In **Stage 2**, players create picture books representing different numbers. Consider photocopying the number book page template and collecting player's work into their own picture book. Once numbers 1-10 are completed, players create a book cover page and add it to your class' library.

Materials:



Action Icons To Model:



Explore



Draw it



1+3

Write it



Picture Books

Stage 1K: I Spy! Stage 2K: Create

CCSS: K.CC.B.4

Teacher Notes and Observations

| Name | Skill Demonstrating | Next Skill |
|------|---------------------|------------|
| | | |
| | | |
| | | |
| | | |
| | | |
| | | |
| | | |
| | | |
| | | |

Picture Books: Stage 1K

I Spy

I See Math Everywhere!



of Players
2

Materials:




Picture Books

Mission: "I Spy" groups of all sizes

How to Play:

Players
A & B



Player
A



Player
B



Picture Books: Stage 2K


Create

I'm a Math Author!



of Players
1 or 2

Materials:



Picture Books



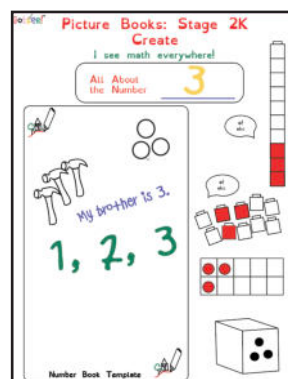

Crayons/Colored Pencils



Number Book Template

Mission: Author your own number book!

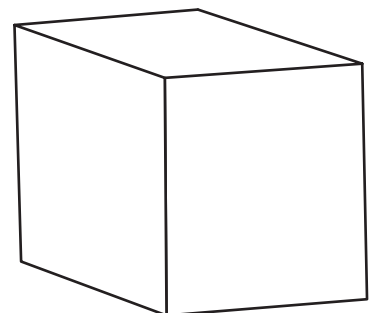
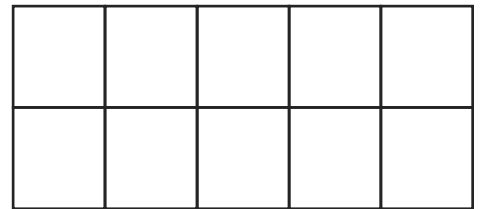


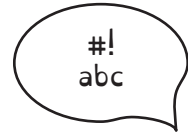
How to Play:



Picture Books: Stage 2K Create

I'm a Math Author!

All About
the Number _____



Picture Books: Stage 2K


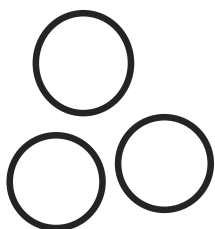

Create

I'm a Math Author!

Example

All About
the Number

3


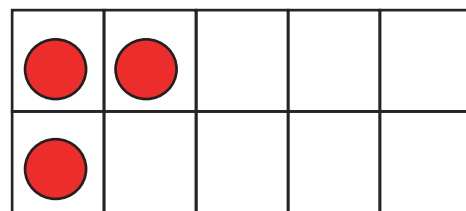


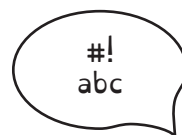


My brother is 3.

1, 2, 3



Number Book Template



Picture Book Lists

Any picture book may be used for this center. This is a list of books mentioned in the Illustrative Mathematic's K-1 curriculum.

| Gr/Unit | Title and Author |
|---------|---|
| K1 K3 | Grandma's Purse by Vanessa Brantlett-Newton |
| K1 K3 | My Heart Fills with Happiness by Monique Gray Smith |
| K1 K3 | Pablo's Tree by Pat Mora |
| K1 K3 | Saturday by Oge Mora |
| K1 K3 | There is a Bird on Your Head by Mo Willems |
| K1 K3 | Last Stop on Market Street by Matt de la Peña |
| K1 K3 | Miss Bindergarten Gets Ready for Kindergarten by Joseph Slate |
| K1 K3 | Big Red Lollipop by Rukhsana Khan |
| K1 K3 | Count on Me by Miguel Tanco |
| K1 K3 | The Girl with the Parrot on Her Head by Daisy Hirst |
| K2 | Full, Full, Full of Love by Trish Cooke |
| K2 | Bee-Bim Bop! by Linda Sue Park |
| K2 | Yoko by Rosemary Wells |
| K2 | Rice & Rocks by Sandra L. Richards |

| Gr/Unit | Title and Author |
|---------|---|
| K2 | The Little Red Hen (Makes a Pizza) by Philomen Sturges |
| K3 | "Stitchin' and Pullin': A Gee's Bend Quilt" by Patricia McKissack |
| K7 | Mighty Maddie by Stuart J. Murphy |
| K7 | Just A Little Bit by Ann Tompert |
| K7 | The Seesaw by Judith Koppens |
| K7 | Balancing Act by Ellen Stoll Walsh |
| K8 | One Is a Snail, Ten Is a Crab: A Counting by Feet Book by April Pulley Sayra and Jeff Sayre |
| K8 | Fish Eyes by Lois Ehlert |
| K8 | One Duck Stuck by Phyllis Root |
| G1 U3 | The Sky Painter by Margarita Engle |
| G1 U6 | Sadako and the Thousand Paper Cranes by Eleanor Coer |
| | |
| | |
| | |

Picture Books: Stage 3K I Spy Shapes

CCSS: K.G 1.G.A 2.G.A 3.G.A.1 4.G 5.G.A

Illustrative Mathematics Unit Map

Grade K: Unit 3 Grade 1: Unit 7 Grade 2: Unit 6
Grade 3: Unit 7 Grade 4: Unit 8 Grade 5: Unit 8

Overview: Players spot math all around them, even in picture books! This center spans grades K-5 where players progress from counting collections to naming geometric shapes in literature.

In **Stage 3**, players look through picture books to notice and describe shapes they find in the illustrations. Players may record what they find using drawings or words.

Materials:



Picture Books

Action Icons To Model:



Explore



Draw it



Act it Out



Show and Tell



Notice and Wonder



Write it



Picture Books: Stage 3K I Spy Shapes

CCSS: K.G 1.G.A 2.G.A 3.G.A.1 4.G 5.G.A

Teacher Notes and Observations

| Name | Skill Demonstrating | Next Skill |
|------|---------------------|------------|
| | | |
| | | |
| | | |
| | | |
| | | |
| | | |
| | | |
| | | |
| | | |

Picture Books: Stage 3K I Spy Shapes

I See Shapes Everywhere!



of Players
2

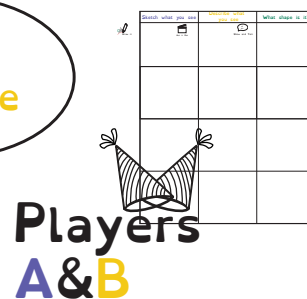
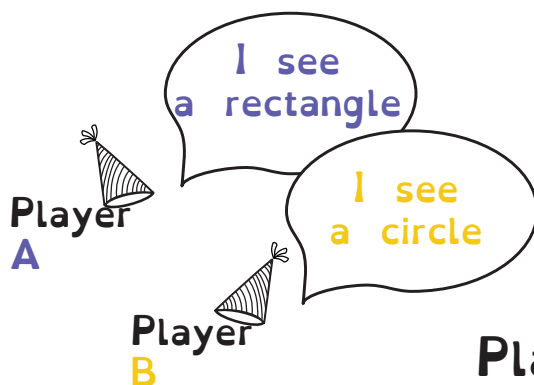

Materials:



Picture Books

Mission: Find shapes in picture books!

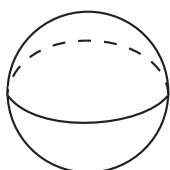
How to Play:



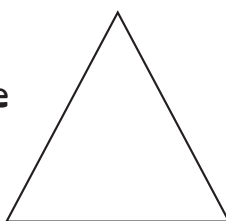
Rectangle




Square



Sphere



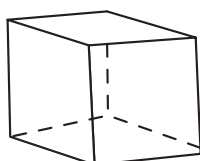
Triangle



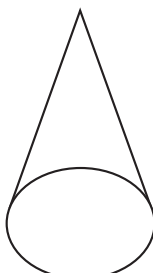
Circle



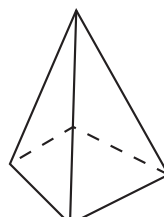
Cylinder



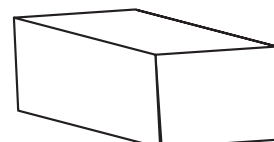
Cube



Cone



Pyramid






Prism

Picture Books: Stage 3K

I Spy Shapes

I See Shapes Everywhere!

Player A

| Sketch what you see | Describe what you see | What shape is it? |
|--|---|--|
|  <p>Draw it</p> |  <p>Act it Out</p> |  <p>Show and Tell</p> |
| | | |
| | | |
| | | |
| | | |

Picture Books: Stage 3K

I Spy Shapes

I See Shapes Everywhere!



of Players
2

Materials:



Picture Books

Mission: Find shapes in picture books!

How to Play:

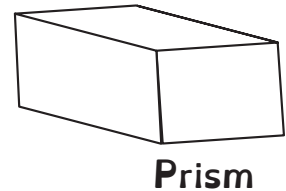
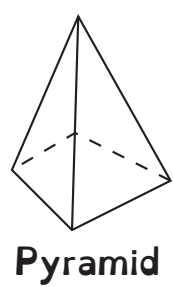
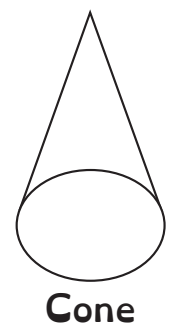
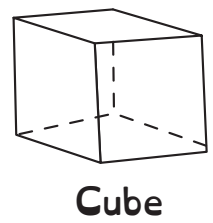
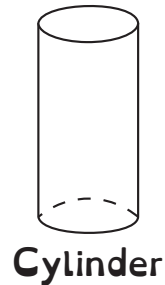
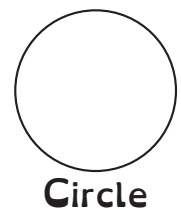
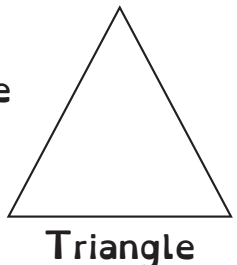
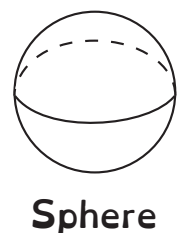

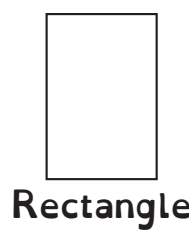
Players
A&B

Players
A&B

Player
A

Player
B

Players
A&B






Picture Books: Stage 3K

I Spy Shapes

I See Shapes Everywhere!

Player B

| Sketch what you see | Describe what you see | What shape is it? |
|---|---|---|
|  |  |  |
| | | |
| | | |
| | | |
| | | |

Picture Books

Stage 1 and Stage 2

CCSS: K.CC.B.4

Illustrative Mathematics Unit Map
 Stage 1&2: Grade K: Unit 1,2,3 Stage 2: Grade 1 Unit 7

Overview: 1-2 Players

Players spot math all around them, even in picture books! This center spans grades K-5 where players progress from counting collections to naming geometric shapes in literature.

In **Stage 1**, players explore picture books and hunt for collections of objects. When a collection is found, the player declares "I Spy ____ (number in collection)" and shows the picture to a partner. Partners may be able to identify small quantities immediately, or they may need to count to figure out how many.

In **Stage 2**, players create picture books representing different numbers. Consider photocopying the number book page template and collecting player's work into their own picture book. Once numbers 1-10 are completed, players create a book cover page and add it to your class' library.

Materials:



Picture Books Crayons/Colored Pencils Number Book Template

Teacher Notes and Observations

| Name | Skill Demonstrating | Next Skill |
|------|---------------------|------------|
| | | |
| | | |
| | | |
| | | |

Picture Books

Stage 1: I Spy! Stage 2: Create

CCSS: K.CC.B.4

Teacher Notes and Observations

| Name | Skill Demonstrating | Next Skill |
|------|---------------------|------------|
| | | |
| | | |
| | | |
| | | |
| | | |
| | | |
| | | |
| | | |
| | | |

Picture Books: Stage 1

I Spy

I See Math Everywhere!

Materials:



Picture Books

Mission: "I Spy" many different numbers

How to Play:

- ☐ Look and notice **groups** of objects on a page.
- ☐ Take turns with your partner sharing what you spy.
"I Spy _____ objects on this page."

Picture Books: Stage 2

Create

I'm a Math Author!

Materials:



Picture Books



Crayons/Colored Pencils



Number Book Template

Mission: Author your own number book!

How to Play:

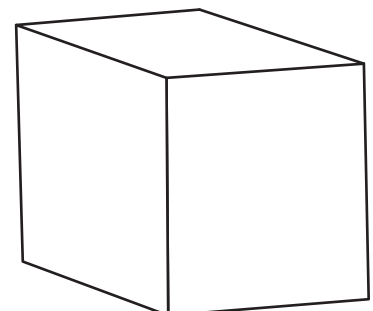
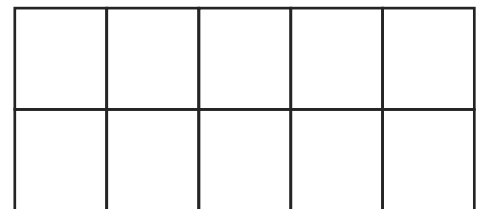


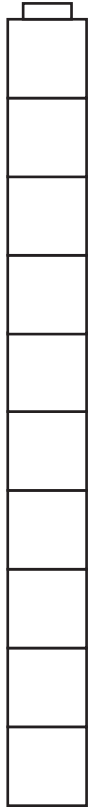
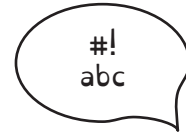
- ☐ Draw pictures, representations and stories all about the **number** on your page.

Picture Books: Stage 2

Create

I'm a Math Author!

All About
the Number _____




Picture Book Lists

Any picture book may be used for this center. This is a list of books mentioned in the Illustrative Mathematic's™ K-1 curriculum.

| Gr/Unit | Title and Author |
|---------|---|
| K1 K3 | Grandma's Purse by Vanessa Brantlett-Newton |
| K1 K3 | My Heart Fills with Happiness by Monique Gray Smith |
| K1 K3 | Pablo's Tree by Pat Mora |
| K1 K3 | Saturday by Oge Mora |
| K1 K3 | There is a Bird on Your Head by Mo Willems |
| K1 K3 | Last Stop on Market Street by Matt de la Peña |
| K1 K3 | Miss Bindergarten Gets Ready for Kindergarten by Joseph Slate |
| K1 K3 | Big Red Lollipop by Rukhsana Khan |
| K1 K3 | Count on Me by Miguel Tanco |
| K1 K3 | The Girl with the Parrot on Her Head by Daisy Hirst |
| K2 | Full, Full, Full of Love by Trish Cooke |
| K2 | Bee-Bim Bop! by Linda Sue Park |
| K2 | Yoko by Rosemary Wells |
| K2 | Rice & Rocks by Sandra L. Richards |

| Gr/Unit | Title and Author |
|---------|---|
| K2 | The Little Red Hen (Makes a Pizza) by Philomen Sturges |
| K3 | "Stitchin' and Pullin': A Gee's Bend Quilt" by Patricia McKissack |
| K7 | Mighty Maddie by Stuart J. Murphy |
| K7 | Just A Little Bit by Ann Tompert |
| K7 | The Seesaw by Judith Koppens |
| K7 | Balancing Act by Ellen Stoll Walsh |
| K8 | One Is a Snail, Ten Is a Crab: A Counting by Feet Book by April Pulley Sayra and Jeff Sayre |
| K8 | Fish Eyes by Lois Ehlert |
| K8 | One Duck Stuck by Phyllis Root |
| G1 U3 | The Sky Painter by Margarita Engle |
| G1 U6 | Sadako and the Thousand Paper Cranes by Eleanor Coer |
| | |
| | |
| | |

Getzen!

The word 'Getzen!' is written in a playful, rounded font. The letters are colored: 'G' is red, 'e' is green, 't' is purple, 'z' is yellow, 'e' is blue, and 'n' is pink. A red exclamation mark is at the end. Above the exclamation mark is a yellow lightbulb with rays emanating from it. Above the 'z' is a white party hat with black stripes and a small bow on top.

Picture Books: Stage 3 I Spy Shapes

CCSS: K.G 1.G.A 2.G.A 3.G.A.1 4.G 5.G.A

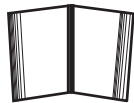
Illustrative Mathematics Unit Map

Grade K: Unit 3 Grade 1: Unit 7 Grade 2: Unit 6
Grade 3: Unit 7 Grade 4: Unit 8 Grade 5: Unit 8

Overview: Players spot math all around them, even in picture books! This center spans grades K-5 where students progress from counting collections to naming geometric shapes in literature.

In **Stage 3**, players look through picture books to notice and describe shapes they find in the illustrations. Players may record what they find using drawings or words.

Materials:



Picture Books

Teacher Notes and Observations

| Name | Skill Demonstrating | Next Skill |
|------|---------------------|------------|
| | | |
| | | |
| | | |
| | | |

Picture Books: Stage 3

I Spy Shapes

CCSS: K.G 1.G.A 2.G.A 3.G.A.1 4.G 5.G.A

Teacher Notes and Observations

| Name | Skill Demonstrating | Next Skill |
|------|---------------------|------------|
| | | |
| | | |
| | | |
| | | |
| | | |
| | | |
| | | |
| | | |
| | | |

Picture Books: Stage 3

I Spy Shapes

I See Shapes Everywhere!

Materials:



Picture Books


Mission: Find shapes in picture books!

How to Play:

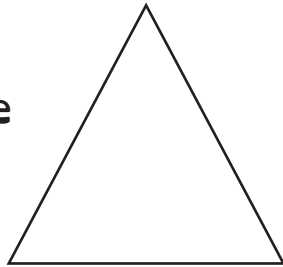
- ☐ Notice and name **shapes** in your book.
- ☐ Share the **shapes** you find with your partner.
- ☐ Draw, write, and describe the **shapes** you see.



Rectangle




Square




Triangle



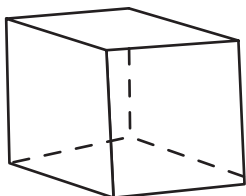
Sphere



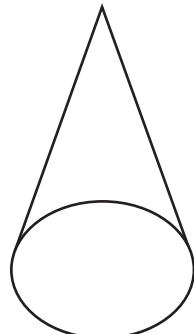
Circle



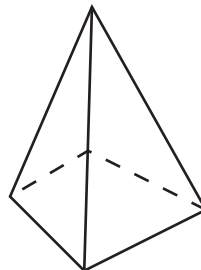
Cylinder



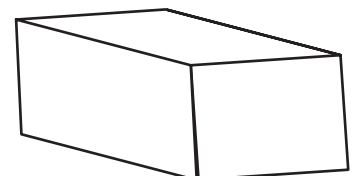
Cube



Cone



Pyramid






Prism

Picture Books: Stage 3

I Spy Shapes

I See Shapes Everywhere!

Player A

| Sketch what you see | Describe what you see | What shape is it? |
|--|---|--|
|  <p>Draw it</p> |  <p>Act it Out</p> |  <p>Show and Tell</p> |
| | | |
| | | |
| | | |
| | | |

Picture Books: Stage 3

I Spy Shapes

I See Shapes Everywhere!

Materials:



Picture Books


Mission: Find shapes in picture books!

How to Play:

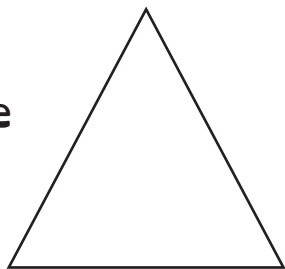
- ☐ Notice and name **shapes** in your book.
- ☐ Share the **shapes** you find with your partner.
- ☐ Draw, write, and describe the **shapes** you see.



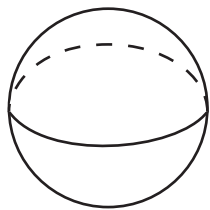
Rectangle




Square



Triangle



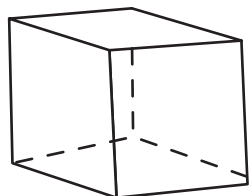
Sphere



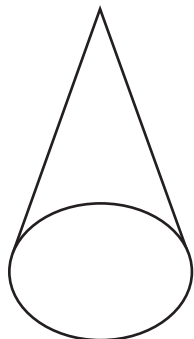
Circle



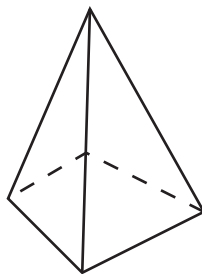
Cylinder



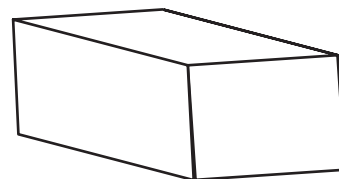
Cube



Cone



Pyramid






Prism

Picture Books: Stage 3

I Spy Shapes

I See Shapes Everywhere!

Player B

| Sketch what you see | Describe what you see | What shape is it? |
|---|--|---|
|  Draw it |  Act it Out |  Show and Tell |
| | | |
| | | |
| | | |
| | | |