

Name _____

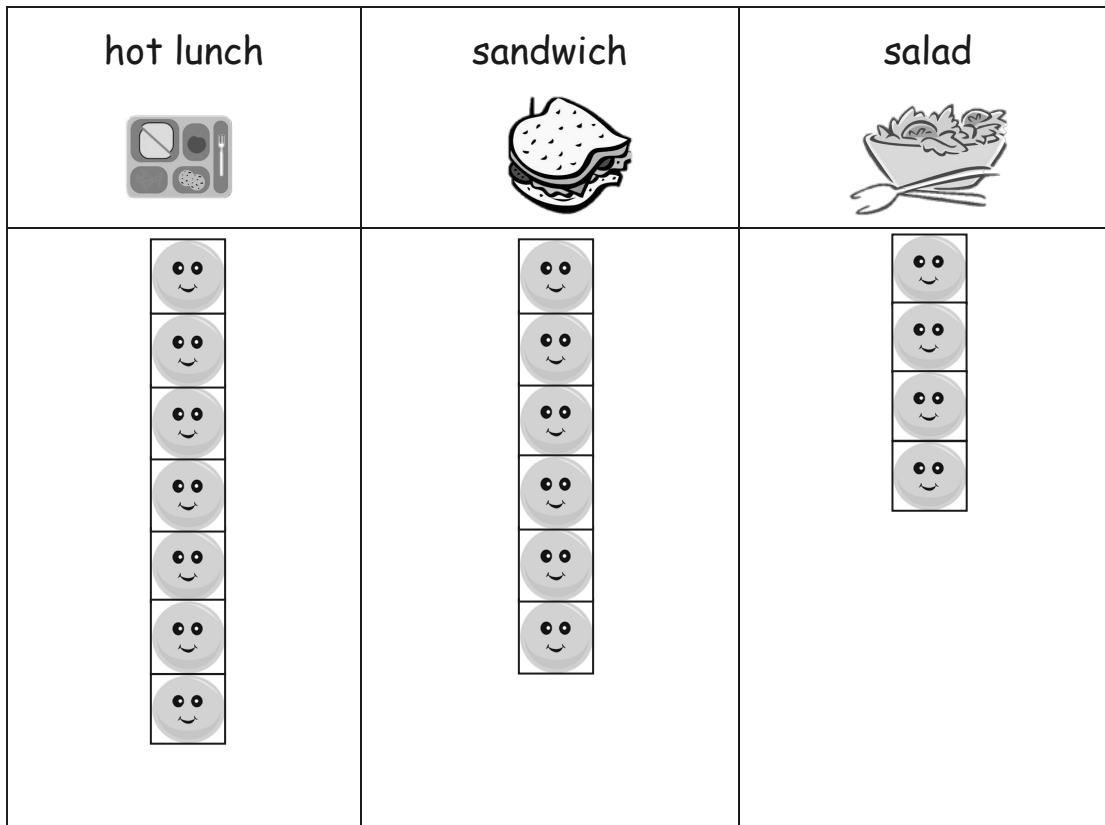
Date _____

Use the graph to answer the questions. Fill in the blank, and write a number sentence.

School Lunch Order



= 1 student



1. How many more hot lunch orders were there than sandwich orders?

There were _____ more hot lunch orders.

2. How many fewer salad orders were there than hot lunch orders?


There were _____ fewer salad orders.




3. If 5 more students order hot lunch, how many hot lunch orders will there be?

There will be _____ hot lunch orders.

Use the table to answer the questions. Fill in the blanks, and write a number sentence.

Favorite Type of Book

 = 5 students

fairy tales	
science books	
poetry books	

4. How many more students like fairy tales than science books?

_____ more students like fairy tales. _____

5. How many fewer students like science books than poetry books?

_____ fewer students like science books. _____

6. How many students picked fairy tales or science books in all?

_____ students picked fairy tales or science books. _____

7. How many more students would need to pick science books to have the same number of books as fairy tales?

_____ more students would need to pick science books. _____

8. If 5 more students show up late and all pick fairy tales, will this be the most popular book? Use a number sentence to show your answer.
