

(813) 346-6200  
PHONE

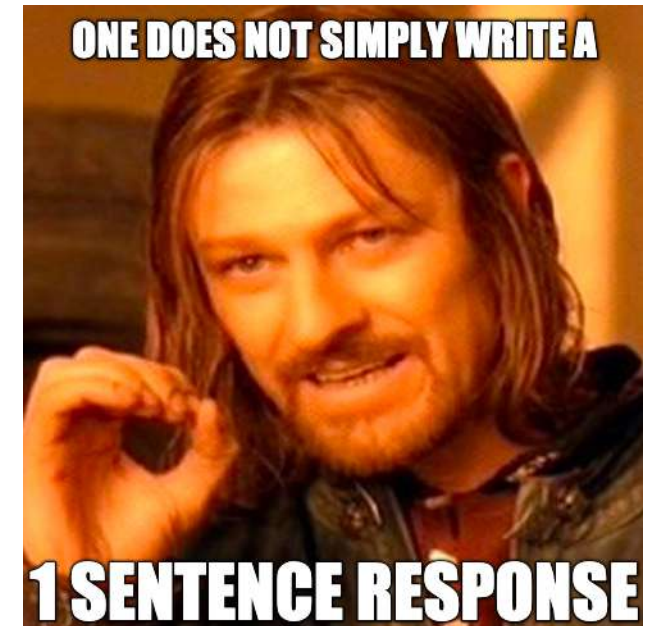
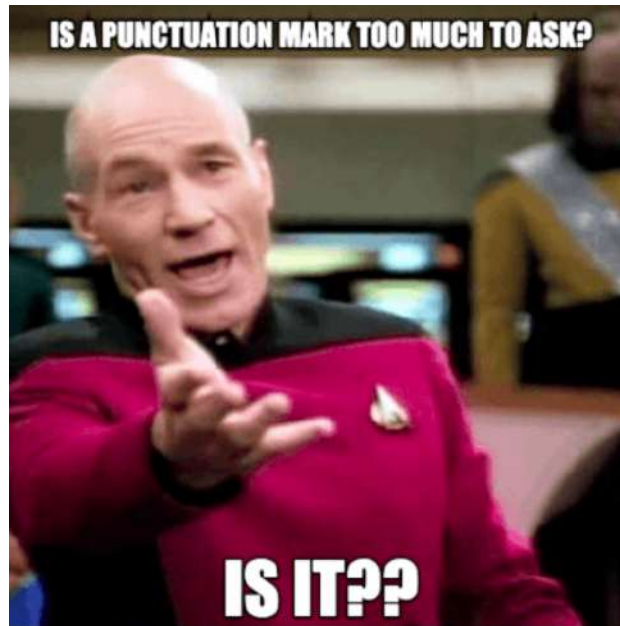


(813) 346-6291  
FAX

**DR. JOHN LONG MIDDLE SCHOOL**

2025 MANSFIELD BOULEVARD • WESLEY CHAPEL, FL 33543


**Welcome to Grade 6 and  
the Silver Stars Team!**  
***Ms. Fox's  
English Language Arts class***



# What's going on?

There are several ways to stay up to date on what is happening:

1. Ms. Fox's website: <https://connectplus.pasco.k12.fl.us/kmyersfo/>
2. myStudent (grades)
3. Ms. Fox's Remind (text **@kmyersf** to this number: **81010**)
4. myLearning course for ELA (assignments, announcements, etc.)



# Need a Reminder?


## Join Ms. Fox's ELA Class on Remind!



- **WHAT IS REMIND AND WHY IS IT SAFE?**

Remind is a free, safe, and simple messaging tool that helps teachers share important updates and reminders with students & parents. All personal information is kept private.

- To receive messages via text, text **@kmyersf** to this number: **81010**. You can opt-out of messages at anytime by replying 'unsubscribe @kmyersf'.
- Trouble using 81010? Visit <https://www.remind.com/join/kmyersf>.
- **Get used to using the myPascoConnect single sign on...**
  - **Access to: myStudent myLearning Office 365**
  - **You will need to know the student # and technology code.**
  - **Set up a parent's myStudent account through the parent links at [www.pasco.k12.fl.us](http://www.pasco.k12.fl.us).**



# Internet Resources



- [kmyersfo@pasco.k12.fl.us](mailto:kmyersfo@pasco.k12.fl.us)

Ms. Fox's Email

- [jlms.pasco.k12.fl.us](http://jlms.pasco.k12.fl.us)

School Website

- [pasco.k12.fl.us](http://pasco.k12.fl.us)

School District Website

- [launchpad.classlink.com](http://launchpad.classlink.com)

Grades / Attendance

(for students)

(parents set up a password first at [pasco.k12.fl.us](http://pasco.k12.fl.us))

- [mind.pasco.k12.fl.us](http://mind.pasco.k12.fl.us)

Media Research Tools

- [freetypinggame.net](http://freetypinggame.net)

Typing Practice

- [quizlet.com](http://quizlet.com)

Study Aids


- [pasco.instructure.com](http://pasco.instructure.com)

Class Resources

(Canvas = myLearning)

(student number, school technology password)

## **School Expectations:**



1. Be **Respectful** to everyone.

*Show you value others with polite words and actions, such as listening while others are speaking.*

2. Be **Appropriate** by being on time for class and prepared.

*Show up with assignments & supplies, and be ready to participate!*

3. Be a **Problem Solver** in everything you do.

*Consider the outcome of your choices, and follow the technology guidelines!*

**Note: Food, drinks and candy** are not to be consumed in class. Only clear water is allowed. Containers should be capped and left in the backpack with student belongings during class.




# Student Behavior



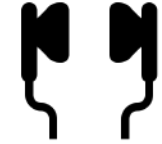
following the school expectations will naturally contribute to academic success! Paying attention and participating in class are the best ways to get the most out of this course.

If an expectation is not followed, the student will be reminded about the rule. If the behavior continues, the student will be asked to speak to the teacher one-on-one so that a plan can be made to change the behavior. If the behavior still occurs, the student will be given a lunch detention and/or the parent will be contacted. If the student's behavior is an ongoing issue, there will be a referral to the school administration.





## Electronic Devices




**Electronic Devices** are to be off or on silent and IN THE BACKPACK, not in the lap or on a table. They may occasionally be used for educational purposes with teacher permission (earbuds are required).

If they are used without permission the student will be directed to the back office, per school policy. A letter warning about the school's policies for further infractions is issued. The student must have the letter signed by a parent or guardian. Please refer to the Student Code of Conduct for more information. Students are often tempted to use their devices in class, but our time is valuable!

# Daily Supplies

(Replace as needed.)



- 1 Folder (pocket & prong style) – *in person only*
- 1 Binder (1 inch, 3 rings)
- 4 dividers
- Lined notebook paper (wide or college ruled)
- Sharpened #2 pencils with erasers
- 1 pen
- A highlighter
- Ear buds
- Student Planner (JLMS provides)
- ***Students should always have a book for independent reading.*** (GET A LIBRARY CARD FOR YOUR CHILD! With it, your child can have access to *hoopla*, which is a free online library. This will be helpful throughout the year!)



# Notebooks



**The Student Binder** is an ongoing diary of learning. This will be the place to complete practice work and store resources.

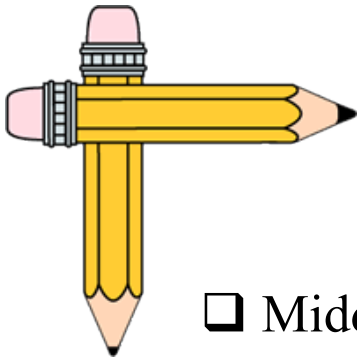
**The folder** is used for unfinished assignments and study guides or directions. This will be taken to and from class each day.



What will be taught?



This year your student will engage in practice and application of the **6<sup>th</sup> grade ELA Standards**, which can be found at [fldoe.org](http://fldoe.org). The standards encompass literature, informational text, writing, speaking, **listening**, and **language skills**. The curriculum will be housed on myLearning (Canvas) in the ELA course. A device will be necessary to access this through myPascoConnect.



# Writing Tasks

- ☐ Middle school writing assignments can be narrative, expository, or academic argument
- ☐ Writing assessments can last more than one class period and include multiple reading passages
- ☐ Essays are expected to contain multiple organized paragraphs.
- ☐ Writing assignments and assessments require evidence-based reasons, quotes, and examples.

Proficiency Descriptor	Total Points Earned	Corresponding Value
Thriving	10	100%
Exceeding	8 – 9	90%
Meeting	7	80%
Approaching	5 – 6	70%
Emerging	3 - 4	60%
Little Evidence	1 - 2	55%
No Evidence, Yet	0	50%



# Grading Policy

- **Assignments (Standards-driven Formative Tasks) \_\_\_\_\_ 50%**
  - This can include Quick Checks, Exit Tickets, Writing, etc.
  - Graded for quality & accuracy according to 6<sup>th</sup> grade learning scales.

- **Assessments (Standards-driven Summative Tasks) \_\_\_\_\_ 50%**
  - Tests
  - Final Drafts of Essays
  - Final Presentations of projects/speeches
  - Graded for quality & accuracy according to 6<sup>th</sup> grade learning scales

- **Data (Not For A Grade) \_\_\_\_\_ 0%**
  - Information that guides instruction and recovery opportunities, but does not affect the grade

- **Recovering A Grade (Replaces a Grade)**
  - Re-doing or finishing incomplete/low scoring/missing work
    - It covers the same or is similar to work that earned a lower grade.
    - Recovery opportunities are only offered after a student goes through a review process, like re-reading, correcting errors, extra practice, and/or reteaching.

## Grading Scale

A	-	90 – 100	exceeding goal
B	-	80 – 89	meeting goal
C	-	70 – 79	approaching goal
D	-	60 – 69	below goal, recovery suggested
F/I	-	50 – 59	inc. / far below, recovery required

# Homework

**Homework** typically consists of independent reading done to prepare for class discussions and activities. This preparation may also include answering questions. Additionally, students will be expected to participate in discussions and complete other assignments on myLearning. Assignments that are not finished during the allotted work time during class will need to be finished during homework time.

**The effort you put in will have a direct impact on your success in this class.** *All learning activities have value whether they are “for a grade” or not.* It’s important for you to be an active learner so you can achieve the scores you want!

# Absences and Late Work

- **Absence notes** should be dated and contain the student's full name. They need to be on loose paper or emailed, not in student planners, since they are sent to the office. A doctor's note is required for extended medical absences.

- **Excused Absences?**

Work needs to be completed immediately upon return to avoid falling behind. For example, without asking, you have a grace period of 2 days for a 1 day absence. For extended medical leave, contact the teacher to set up a reasonable schedule to make-up work.

- **Unexcused Absences/Missing Work?**

Late assignments will be treated like any other type of recovery. An opportunity to recover will be offered after following a review process assigned by the teacher. Make sure to take advantage of these opportunities when they are offered. If you have missing work at the end of the quarter, you will miss activities and sometimes elective classes to keep trying to recover work from a core class. The team classes are the core classes; Math, English Language Arts, Science, & Social Studies.

**Make Up Work** can be discovered by checking the due dates posted in the room, on the class website, in myStudent, and in the myLearning course. Students should ask or message/email me if there are questions. If they wait too long, there will be an "I" in the gradebook. If the work is not completed by the end of the grading period, the grade will be an F for that assignment.



# A final note...

I take my job seriously and dedicate a lot of time to ensuring that my students are successful. However, sometimes I may forget to upload a resource, or I may take a little longer than expected to grade an assignment. I really appreciate your support and understanding. Please know that I am not intentionally neglecting anything, and I am open to gentle reminders from students about anything I may have forgotten.