

FOURTH GRADE MATHEMATICS
UNIT 5 STANDARDS

Dear Parents,

We want to make sure that you have an understanding of the mathematics your child will be learning this year. Below you will find the standards we will be learning in Unit Five. Each standard is in bold print and underlined and below it is an explanation with student examples. Your child is not learning math the way we did when we were in school, so hopefully this will assist you when you help your child at home. Please let your teacher know if you have any questions ☺


MGSE4.NF.5 Express a fraction with denominator 10 as an equivalent fraction with denominator 100, and use this technique to add two fractions with respective denominators 10 and 100. For example, express $3/10$ as $30/100$, and add $3/10 + 4/100 = 34/100$.

This standard continues the work of equivalent fractions by having students change fractions with a 10 in the denominator into equivalent fractions that have a 100 in the denominator. In order to prepare for work with decimals (CCGPS.4.NF.6 and CCGPS.4.NF.7), experiences that allow students to shade decimal grids (10×10 grids) can support this work. Student experiences should focus on working with grids rather than algorithms. Students can also use base ten blocks and other place value models to explore the relationship between fractions with denominators of 10 and denominators of 100.


This work in 4th grade lays the foundation for performing operations with decimal numbers in 5th grade.

Ones	.	Tenths	Hundredths
------	---	--------	------------

Tenths Grid



Hundredths Grid



Example:

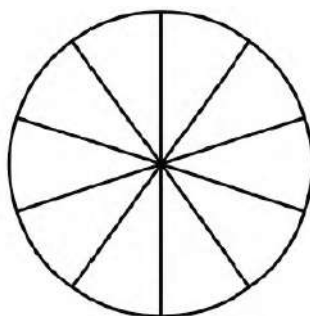
$.3 = 3 \text{ tenths} = 3/10$

$.30 = 30 \text{ hundredths} = 30/100$

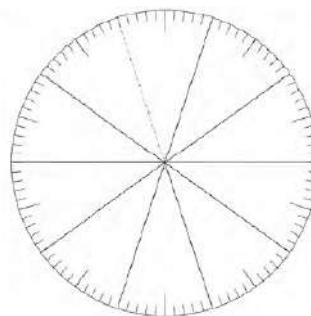
Example:

Represent 3 tenths and 30 hundredths on the models below.

Tenths circle



Hundredths circle



MGSE4.NF.6 Use decimal notation for fractions with denominators 10 or 100. For example, rewrite 0.62 as 62/100; describe a length as 0.62 meters; locate 0.62 on a number line diagram.

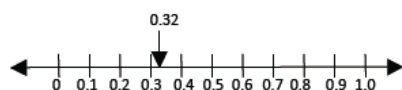
Decimals are introduced for the first time. Students should have ample opportunities to explore and reason about the idea that a number can be represented as both a fraction and a decimal.

Students make connections between fractions with denominators of 10 and 100 and the place value chart. By reading fraction names, students say $\frac{32}{100}$ as thirty-two hundredths and rewrite this as 0.32 or represent it on a place value model as shown on the following page.

Hundreds	Tens	Ones	•	Tenths	Hundredths
			•	3	2

Students use the representations explored in MCC.4.NF.5 to understand $\frac{32}{100}$ can be expanded to $\frac{3}{10}$ and $\frac{2}{100}$.

Students represent values such as 0.32 or $\frac{32}{100}$ on a number line. $\frac{32}{100}$ is more than $\frac{30}{100}$ (or $\frac{3}{10}$) and less than $\frac{40}{100}$ (or $\frac{4}{10}$). It is closer to $\frac{30}{100}$ so it would be placed on the number line near that value.



MGSE4.NF.7 Compare two decimals to hundredths by reasoning about their size. Recognize that comparisons are valid only when the two decimals refer to the same whole. Record the results of comparisons with the symbols >, =, or <, and justify the conclusions, e.g., by using a visual model.

Students should reason that comparisons are only valid when they refer to the same whole. Visual models include area models, decimal grids, decimal circles, number lines, and meter sticks.

Students build area and other models to compare decimals. Through these experiences and their work with fraction models, they build the understanding that comparisons between decimals or fractions are only valid when the whole is the same for both cases. Each of the models below shows $\frac{3}{10}$ but the whole on the right is much bigger than the whole on the left. They are both $\frac{3}{10}$ but the model on the right is a much larger quantity than the model on the left.

When the wholes are the same, the decimals or fractions can be compared. Example:

Example:

Draw a model to show that $0.3 < 0.5$. (Students would sketch two models of approximately the same size to show the area that represents three-tenths is smaller than the area that represents five-tenths.)



Common Misconceptions

Students treat decimals as whole numbers when making comparison of two decimals. They think the longer the number, the greater the value. For example, they think that $.03$ is greater than 0.3 .

MGSE4.MD.2 Use the four operations to solve word problems involving distances, intervals of time, liquid volumes, masses of objects, and money, including problems involving simple fractions or decimals, and problems that require expressing measurements given in a larger unit in terms of a smaller unit. Represent measurement quantities using diagrams such as number line diagrams that feature a measurement scale.