

FOURTH GRADE MATHEMATICS
UNIT 1 STANDARDS

Dear Parents,

As we shift to Common Core Standards, we want to make sure that you have an understanding of the mathematics your child will be learning this year. Below you will find the standards we will be learning in Unit One. Each standard is in bold print and underlined and below it is an explanation with student examples. Your child is not learning math the way we did when we were in school, so hopefully this will assist you when you help your child at home. Please let your teacher know if you have any questions ☺

MCC.4.OA.1 Interpret a multiplication equation as a comparison, e.g., interpret $35 = 5 \times 7$ as a statement that 35 is 5 times as many as 7 and 7 times as many as 5. Represent verbal statements of multiplicative comparisons as multiplication equations.

A *multiplicative comparison* is a situation in which one quantity is multiplied by a specified number to get another quantity (e.g., “*a* is *n* times as much as *b*”). Students should be able to identify and verbalize which quantity is being multiplied and which number tells how many times.

Students should be given opportunities to write and identify equations and statements for multiplicative comparisons.

Examples:

$5 \times 8 = 40$: Sally is five years old. Her mom is eight times older. How old is Sally’s Mom?

$5 \times 5 = 25$: Sally has five times as many pencils as Mary. If Sally has 5 pencils, how many does Mary have?

MCC.4.OA.2 Multiply or divide to solve word problems involving multiplicative comparison, e.g., by using drawings and equations with a symbol for the unknown number to represent the problem, distinguishing multiplicative comparison from additive comparison.

This standard calls for students to translate comparative situations into equations with an unknown and solve.

Examples:

- **Unknown Product:** A blue scarf costs \$3. A red scarf costs 6 times as much. How much does the red scarf cost? ($3 \times 6 = p$)
- **Group Size Unknown:** A book costs \$18. That is 3 times more than a DVD. How much does a DVD cost? ($18 \div p = 3$ or $3 \times p = 18$)
- **Number of Groups Unknown:** A red scarf costs \$18. A blue scarf costs \$6. How many times as much does the red scarf cost compared to the blue scarf? ($18 \div 6 = p$ or $6 \times p = 18$)

When distinguishing multiplicative comparison from additive comparison, students should note the following.

- Additive comparisons focus on the difference between two quantities.
 - For example, Deb has 3 apples and Karen has 5 apples. How many more apples does Karen have?
 - A simple way to remember this is, “How many more?”
- Multiplicative comparisons focus on comparing two quantities by showing that one quantity is a specified number of times larger or smaller than the other.
 - For example, Deb ran 3 miles. Karen ran 5 times as many miles as Deb. How many miles did Karen run?

A simple way to remember this is “How many times as much?” or “How many times as many?”

MCC.4.OA.3 Solve multistep word problems posed with whole numbers and having whole-number answers using the four operations, including problems in which remainders must be interpreted. Represent these problems using equations with a letter standing for the unknown quantity. Assess the reasonableness of answers using mental computation and estimation strategies including rounding.

The focus in this standard is to have students use and discuss various strategies. It refers to estimation strategies, including using compatible numbers (numbers that sum to 10 or 100) or rounding. Problems should be structured so that all acceptable estimation strategies will arrive at a reasonable answer.

Example 1:

On a vacation, your family travels 267 miles on the first day, 194 miles on the second day and 34 miles on the third day. How many miles did they travel total?

Some typical estimation strategies for this problem are shown below.

Student 1

I first thought about 267 and 34. I noticed that their sum is about 300. Then I knew that 194 is close to 200. When I put 300 and 200 together, I get 500.

Student 2

I first thought about 194. It is really close to 200. I also have 2 hundreds in 267. That gives me a total of 4 hundreds. Then I have 67 in 267 and the 34. When I put 67 and 34 together that is really close to 100. When I add that hundred to the 4 hundreds that I already had, I end up with 500.

Student 3

I rounded 267 to 300. I rounded 194 to 200. I rounded 34 to 30. When I added 300, 200, and 30, I know my answer will be about 530.

Example 2:

Your class is collecting bottled water for a service project. The goal is to collect 300 bottles of water. On the first day, Max brings in 3 packs with 6 bottles in each container. Sarah wheels in 6 packs with 6 bottles in each container. About how many bottles of water still need to be collected?

Student 1

First I multiplied 3 and 6 which equals 18. Then I multiplied 6 and 6 which is 36. I know 18 plus 36 is about 50. I'm trying to get to 300. 50 plus another 50 is 100. Then I need 2 more hundreds. So we still need 250 bottles.

Student 2

First I multiplied 3 and 6 which equals 18. Then I multiplied 6 and 6 which is 36. I know 18 is about 20 and 36 is about 40. $40 + 20 = 60$. $300 - 60 = 240$, so we need about 240 more bottles.

This standard references interpreting remainders. Remainders should be put into context for interpretation. Ways to address remainders:

- Remain as a left over
- Partitioned into fractions or decimals
- Discarded leaving only the whole number answer
- Increase the whole number answer up one
- Round to the nearest whole number for an approximate result

Example:

Write different word problems involving $44 \div 6 = ?$ where the answers are best represented as:

- Problem A: 7
- Problem B: $7 \text{ r } 2$
- Problem C: 8
- Problem D: 7 or 8
- Problem E: $7 \frac{2}{6}$

Possible solutions:

- **Problem A: 7.**
Mary had 44 pencils. Six pencils fit into each of her pencil pouches. How many pouches did she fill? $44 \div 6 = p$; $p = 7 \text{ r } 2$. *Mary can fill 7 pouches completely.*
- **Problem B: $7 \text{ r } 2$.**
Mary had 44 pencils. Six pencils fit into each of her pencil pouches. How many pouches could she fill and how many pencils would she have left? $44 \div 6 = p$; $p = 7 \text{ r } 2$; *Mary can fill 7 pouches and have 2 left over.*
- **Problem C: 8.**
Mary had 44 pencils. Six pencils fit into each of her pencil pouches. What would the fewest number of pouches she would need in order to hold all of her pencils? $44 \div 6 = p$; $p = 7 \text{ r } 2$; *Mary can needs 8 pouches to hold all of the pencils.*
- **Problem D: 7 or 8.**
Mary had 44 pencils. She divided them equally among her friends before giving one of the leftovers to each of her friends. How many pencils could her friends have received? $44 \div 6 = p$; $p = 7 \text{ r } 2$; *Some of her friends received 7 pencils. Two friends received 8 pencils.*
- **Problem E: $7 \frac{2}{6}$.**
Mary had 44 pencils and put six pencils in each pouch. What fraction represents the number of pouches that Mary filled? $44 \div 6 = p$; $p = 7 \frac{2}{6}$

Example:

There are 128 students going on a field trip. If each bus held 30 students, how many buses are needed? ($128 \div 30 = b$; $b = 4 R 8$; They will need 5 buses because 4 buses would not hold all of the students).

Students need to realize in problems, such as the example above, that an extra bus is needed for the 8 students that are left over. Estimation skills include identifying when estimation is appropriate, determining the level of accuracy needed, selecting the appropriate method of estimation, and verifying solutions or determining the reasonableness of situations using various estimation strategies.

MCC.4.OA.4 Find all factor pairs for a whole number in the range 1–100. Recognize that a whole number is a multiple of each of its factors. Determine whether a given whole number in the range 1–100 is a multiple of a given one-digit number. Determine whether a given whole number in the range 1–100 is prime or composite.

This standard requires students to demonstrate understanding of factors and multiples of whole numbers. This standard also refers to prime and composite numbers. Prime numbers have exactly two factors, the number one and their own number. For example, the number 17 has the factors of 1 and 17. Composite numbers have more than two factors. For example, 8 has the factors 1, 2, 4, and 8. Multiples can be thought of as the result of skip counting by each of the factors. When skip counting, students should be able to identify the number of factors counted e.g., 5, 10, 15, 20 (there are 4 fives in 20). Example:

Factors of 24: 1, 2, 3, 4, 6, 8, 12, 24

Multiples: 1, 2, 3, 4, 5, ... , 24
 2, 4, 6, 8, 10, 12, 14, 16, 18, 20, 22, 24
 3, 6, 9, 12, 15, 18, 21, 24
 4, 8, 12, 16, 20, 24
 8, 16, 24
 12, 24
24

To determine if a number between 1-100 is a multiple of a given one-digit number, some helpful hints include the following:

- All even numbers are multiples of 2.
- All even numbers that can be halved twice (with a whole number result) are multiples of 4.
- All numbers ending in 0 or 5 are multiples of 5.

MCC.4.OA.5 Generate a number or shape pattern that follows a given rule. Identify apparent features of the pattern that were not explicit in the rule itself. For example, given the rule “Add 3” and the starting number 1, generate terms in the resulting sequence and observe that the terms appear to alternate between odd and even numbers. Explain informally why the numbers will continue to alternate in this way.

Patterns involving numbers or symbols either repeat or grow. Patterns and rules are related. A pattern is a sequence that repeats the same process over and over. A rule dictates what that process will look like.

Example:

Pattern	Rule	Feature(s)
3, 8, 13, 18, 23, 28, .	Start with 3; add 5	The numbers alternately end with a 3 or an 8
5, 10, 15, 20, ...	Start with 5; add 5	The numbers are multiples of 5 and end with either 0 or 5. The numbers that 3rd with 5 are products of 5 and an odd number. The numbers that end in 0 are products of 5 and an even number.

After students have identified rules and features from patterns, they need to generate a numerical or shape pattern from a given rule.

Example:

Rule: Starting at 1, create a pattern that starts at 1 and multiplies each number by 3. Stop when you have 6 numbers.

Students write 1, 3, 9, 27, 81, 243. Students notice that all the numbers are odd and that the sums of the digits of the 2 digit numbers are each 9. Some students might investigate this beyond 6 numbers. Another feature to investigate is the patterns in the differences of the numbers ($3 - 1 = 2$, $9 - 3 = 6$, $27 - 9 = 18$, etc.).

This standard calls for students to describe features of an arithmetic number pattern or shape pattern by identifying the rule, and features that are not explicit in the rule. A t-chart is a tool to help students see number patterns.

Example:

There are 4 beans in the jar. Each day 3 beans are added. How many beans are in the jar for each of the first 5 days?

Day	Operation	Beans
0	$3 \times 0 + 4$	4
1	$3 \times 1 + 4$	7
2	$3 \times 2 + 4$	10
3	$3 \times 3 + 4$	13
4	$3 \times 4 + 4$	16
5	$3 \times 5 + 4$	19

MCC.4.NBT.1 Recognize that in a multi-digit whole number, a digit in one place represents ten times what it represents in the place to its right.

This standard calls for students to extend their understanding of place value related to multiplying and dividing by multiples of 10. In this standard, students should reason about the magnitude of digits in a number.

Example:

How is the 2 in the number 582 similar to and different from the 2 in the number 528?

MCC.4.NBT.2 Read and write multi-digit whole numbers using base-ten numerals, number names, and expanded form. Compare two multi-digit numbers based on meanings of the digits in each place, using $>$, $=$, and $<$ symbols to record the results of comparisons.

This standard refers to various ways to write numbers. Traditional expanded form is $285 = 200 + 80 + 5$. Written form is two hundred eighty-five. However, students should have opportunities to explore the idea that 285 could also be 28 tens plus 5 ones or 1 hundred, 18 tens, and 5 ones.

Students should also be able to compare two multi-digit whole numbers using appropriate symbols.

MCC.4.NBT.3 Use place value understanding to round multi-digit whole numbers to any place.

This standard refers to place value understanding, which extends beyond an algorithm or procedure for rounding. The expectation is that students have a deep understanding of place value and number sense and can explain and reason about the answers they get when they round.

Example:

Your class is collecting bottled water for a service project. The goal is to collect 300 bottles of water. On the first day, Max brings in 3 packs with 6 bottles in each container. Sarah wheels in 6 packs with 6 bottles in each container. About how many bottles of water still need to be collected?

Student 1

First, I multiplied 3 and 6 which equals 18. Then I multiplied 6 and 6 which is 36. I know 18 plus 36 is about 50. I'm trying to get to 300. 50 plus another 50 is 100. Then I need 2 more hundreds. So we still need 250 bottles.

Student 2

First, I multiplied 3 and 6 which equals 18. Then I multiplied 6 and 6 which is 36. I know 18 is about 20 and 36 is about 40. $40 + 20 = 60$. $300 - 60 = 240$, so we need about 240 more bottles.

Example:

On a vacation, your family travels 267 miles on the first day, 194 miles on the second day and 34 miles on the third day. How many total miles did your family travel?

Some typical estimation strategies for this problem:

Student 1

I first thought about 276 and 34. I noticed that their sum is about 300. Then I knew that 194 is close to 200. When I put 300 and 200 together, I get 500.

Student 2

I first thought about 194. It is really close to 200. I also have 2 hundreds in 267. That gives me a total of 4 hundreds. Then I have 67 in 267 and the 34. When I put 67 and 34 together that is really close to 100. When I add that hundred to the 4 hundreds that I already had, I end up with 500.

Student 3

I rounded 267 to 300. I rounded 194 to 200. I rounded 34 to 30. When I added 300, 200, and 30, I know my answer will be about 530.

Example:

Round 368 to the nearest hundred.

This will either be 300 or 400, since those are the two hundreds before and after 368. Draw a number line, subdivide it as much as necessary, and determine whether 368 is closer to 300 or 400. Since 368 is closer to 400, this number should be rounded to 400.



MCC.4.NBT.4 Fluently add and subtract multi-digit whole numbers using the standard algorithm.

Students build on their understanding of addition and subtraction, their use of place value and their flexibility with multiple strategies to make sense of the standard algorithm. They continue to use place value in describing and justifying the processes they use to add and subtract.

When students begin using the standard algorithm their explanation may be quite lengthy. After much practice with using place value to justify their steps, they will develop fluency with the algorithm. Students should be able to explain why the algorithm works.

Example:
$$\begin{array}{r} 3892 \\ + 1567 \\ \hline \end{array}$$

Student explanation for this problem:

1. Two ones plus seven ones is nine ones.
2. Nine tens plus six tens is 15 tens.
3. I am going to write down five tens and think of the 10 tens as one more hundred. (*Denotes with a 1 above the hundreds column*)
4. Eight hundreds plus five hundreds plus the extra hundred from adding the tens is 14 hundreds.
5. I am going to write the four hundreds and think of the 10 hundreds as one more 1000. (*Denotes with a 1 above the thousands column*)
6. Three thousands plus one thousand plus the extra thousand from the hundreds is five thousand.

Example:
$$\begin{array}{r} 3546 \\ - 928 \\ \hline \end{array}$$

Student explanations for this problem:

1. There are not enough ones to take 8 ones from 6 ones so I have to use one ten as 10 ones. Now I have 3 tens and 16 ones. (*Marks through the 4 and notates with a 3 above the 4 and writes a 1 above the ones column to be represented as 16 ones.*)
2. Sixteen ones minus 8 ones is 8 ones. (*Writes an 8 in the ones column of answer.*)
3. Three tens minus 2 tens is one ten. (*Writes a 1 in the tens column of answer.*)
4. There are not enough hundreds to take 9 hundreds from 5 hundreds so I have to use one thousand as 10 hundreds. (*Marks through the 3 and notates with a 2 above it. Writes down a 1 above the hundreds column.*) Now I have 2 thousand and 15 hundreds.
5. Fifteen hundreds minus 9 hundreds is 6 hundreds. (*Writes a 6 in the hundreds column of the answer.*)
6. I have 2 thousands left since I did not have to take away any thousands. (*Writes 2 in the thousands place of answer.*)

MCC.4.NBT.5 Multiply a whole number of up to four digits by a one-digit whole number, and multiply two two-digit numbers, using strategies based on place value and the properties of operations. Illustrate and explain the calculation by using equations, rectangular arrays, and/or area models.

This standard calls for students to multiply numbers using a variety of strategies. **Use of the standard algorithm for multiplication is an expectation in the 5th grade.**

Example:

There are 25 dozen cookies in the bakery. What is the total number of cookies at the bakery?

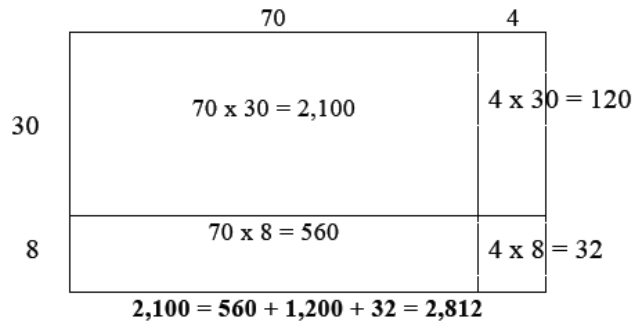
<p>Student 1 25×12 I broke 12 up into 10 and 2. $25 \times 10 = 250$ $25 \times 2 = 50$ $250 + 50 = 300$</p>
--

<p>Student 2 25×12 I broke 25 into 5 groups of 5. $5 \times 12 = 60$ I have 5 groups of 5 in 25. $60 \times 5 = 300$</p>

<p>Student 3 25×12 I doubled 25 and cut 12 in half to get 50×6. $50 \times 6 = 300$</p>

Example:

What would an array area model of 74×38 look like?



Examples:

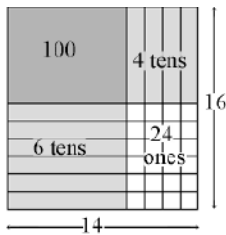
To illustrate 154×6 , students use base 10 blocks or use drawings to show 154 six times. Seeing 154 six times will lead them to understand the distributive property,

$$\begin{aligned} 154 \times 6 &= (100 + 50 + 4) \times 6 \\ &= (100 \times 6) + (50 \times 6) + (4 \times 6) \\ &= 600 + 300 + 24 = 924. \end{aligned}$$

The area model below shows the partial products for $14 \times 16 = 224$.

Using the area model, students first verbalize their understanding:

- 10×10 is 100
- 4×10 is 40
- 10×6 is 60, and
- 4×6 is 24.



Students use different strategies to record this type of thinking.

Students explain this strategy and the one below with base 10 blocks, drawings, or numbers.

$$\begin{array}{r} 25 \\ \times 24 \\ \hline 400 \text{ (} 20 \times 20 \text{)} \\ 100 \text{ (} 20 \times 5 \text{)} \\ 80 \text{ (} 4 \times 20 \text{)} \\ \underline{20} \text{ (} 4 \times 5 \text{)} \\ 600 \end{array}$$

MCC.4.NBT.6 Find whole-number quotients and remainders with up to four-digit dividends and one-digit divisors, using strategies based on place value, the properties of operations, and/or the relationship between multiplication and division. Illustrate and explain the calculation by using equations, rectangular arrays, and/or area models.

In fourth grade, students build on their third grade work with division within 100. Students need opportunities to develop their understandings by using problems in and out of context.

Example:

A 4th grade teacher bought 4 new pencil boxes. She has 260 pencils. She wants to put the pencils in the boxes so that each box has the same number of pencils. How many pencils will there be in each box?

- **Using Base 10 Blocks:** Students build 260 with base 10 blocks and distribute them into 4 equal groups. Some students may need to trade the 2 hundreds for tens but others may easily recognize that 200 divided by 4 is 50.
- **Using Place Value:** $260 \div 4 = (200 \div 4) + (60 \div 4)$
- **Using Multiplication:** $4 \times 50 = 200$, $4 \times 10 = 40$, $4 \times 5 = 20$; $50 + 10 + 5 = 65$; so $260 \div 4 = 65$

This standard calls for students to explore division through various strategies.

Example:

There are 592 students participating in Field Day. They are put into teams of 8 for the competition. How many teams get created?

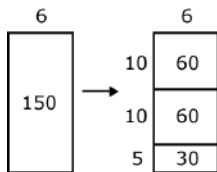
Student 1	Student 2	Student 3
592 divided by 8 There are 70 eights in 560. $592 - 560 = 32$ There are 4 eights in 32. $70 + 4 = 74$	592 divided by 8 I know that 10 eights is 80. If I take out 50 eights that is 400. $592 - 400 = 192$ I can take out 20 more eights which is 160. $192 - 160 = 32$ 8 goes into 32 four times. I have none left. I took out 50, then 20 more, then 4 more. That's 74.	I want to get to 592. $8 \times 25 = 200$ $8 \times 25 = 200$ $8 \times 25 = 200$ $200 + 200 + 200 = 600$ $600 - 8 = 592$ I had 75 groups of 8 and took one away, so there are 74 teams.

Example:

Using an Open Array or Area Model

After developing an understanding of using arrays to divide, students begin to use a more abstract model for division. This model connects to a recording process that will be formalized in the 5th grade.

1. $150 \div 6$



Students make a rectangle and write 6 on one of its sides. They express their understanding that they need to think of the rectangle as representing a total of 150.

- Students think, "6 times what number is a number close to 150?" They recognize that 6×10 is 60 so they record 10 as a factor and partition the rectangle into 2 rectangles and label the area aligned to the factor of 10 with 60. They express that they have only used 60 of the 150 so they have 90 left.
- Recognizing that there is another 60 in what is left, they repeat the process above. They express that they have used 120 of the 150 so they have 30 left.
- Knowing that 6×5 is 30, they write 30 in the bottom area of the rectangle and record 5 as a factor.
- Student express their calculations in various ways:

a. 150

$$\begin{array}{r} -60 \quad (6 \times 10) \\ 90 \end{array}$$

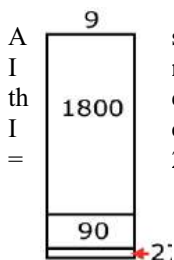
$$150 \div 6 = 10 + 10 + 5 = 25$$

$$\begin{array}{r} -60 \quad (6 \times 10) \\ 30 \end{array}$$

$$\begin{array}{r} -30 \quad (6 \times 5) \\ 0 \end{array}$$

b. $150 \div 6 = (60 \div 6) + (60 \div 6) + (30 \div 6) = 10 + 10 + 5 = 25$

2. $1917 \div 9$



student's description of his or her thinking may be:

need to find out how many 9s are in 1917. I know that 200×9 is 1800. So if I use 1800 of e 1917, I have 117 left. I know that 9×10 is 90. So if I have 10 more 9s, I will have 27 left. can make 3 more 9s. I have 200 nines, 10 nines and 3 nines. So I made 213 nines. $1917 \div 9 = 213$.