

Florida Civics End of Course Exam Preparation & Strategies

Helpful Hints and Tips to Perform Successfully
on your Civics EOC Test Day!

You're AWESOME and You Know It!

Levels of Questions

The Florida End-of-Course Assessment for Civics

The purpose of the Florida End-of-Course Assessment for Civics is to test your knowledge about government and the rights and responsibilities of citizens at the local, state, and national levels. The test will consist of 48 multiple-choice questions. Each question supports one of the Florida Next Generation Sunshine State Standards for Civics and Government.

Each question on the Florida End-of-Course Assessment will also address Low, Moderate, and High levels of "Depth of Knowledge." These levels do not refer to a level of difficulty. Rather, they refer to the thinking and reasoning skills you will need to use to answer the question. The chart below summarizes some of the thinking skills related to each level. Becoming familiar with these levels will help you think about which skills you will need to use to solve each multiple-choice question.


DEPTH OF KNOWLEDGE

Level	Thinking Skills
Low	<ul style="list-style-type: none">• Identify or recall a fact, a definition, or a simple procedure• Use a chart, table, diagram, graph, or image to recall or recognize information• Identify the characteristics of a group, place, or event
Moderate	<ul style="list-style-type: none">• Analyze cause-and-effect relationships• Identify the significance of events, actions, personalities, and ideas• Categorize people, places, events, and ideas• Determine the relationships between events, actions, personalities, and ideas• Explain problems, patterns, and issues
High	<ul style="list-style-type: none">• Solve problems• Generalize• Draw conclusions• Provide justifications for events and actions• Make predictions• Analyze the effects of ideas and events• Recognize and explain misconceptions• Analyze similarities and differences

Low – fact recall



Moderate – analyze or explain



High – apply what you know



Multiple Choice Questions

How can I choose the best answer?

- All of the questions on your EOC will be multiple choice. There will be 48-60 questions total.
- There will be four answer options for you to choose from.
 - Read the question carefully.
 - Read through each of the answer choices; mark through any that you know are definitely **NOT** the correct answer.
- Watch out for words like “always” or “never” – those usually are a clue that can be distracting...

Sample Question

Speaker 1 “Everyone is entitled to equal justice under the law.”

Speaker 2 “The United States is a government of laws not one person.”

Speaker 3 “A person's fate should not rest in the hands of a king.”

Speaker 4 “No person is above the law.”

Which constitutional principle is being discussed?

- A. individual rights
- B. minority rule
- C. due process
- D. rule of law

Primary Sources

What is a primary source?

- Materials that have been written or made by people who were at historical events, either as observers or participants. Primary sources include journals, diaries, letters, speeches, newspaper articles, autobiographies, laws, wills, and financial records.
- Most primary sources will be in “quotes” on the EOC.
 - Be sure to read each quotation carefully and entirely.
 - Re-read any section that might be unclear and search for context clues to find meaning.
 - Use your multiple choice skills to help you choose the best answer.

2
4

“We hold these truths to be self-evident, that all men are created equal, that they are endowed by their Creator with certain unalienable Rights, that among these are Life, Liberty, and the pursuit of Happiness. That to secure these rights, Governments are instituted among Men, deriving their just powers from the consent of the governed, That whenever any Form of Government becomes destructive of these ends, it is the Right of the People to alter or to abolish it, and to institute new Government . . .”

1 —from the Declaration of Independence

5

From the context, you conclude that “unalienable” means “natural”.

- 3
6
1. Which phrase reveals the Founding Fathers’ beliefs about the source of government power?
 - A. “We hold these truths to be self-evident”
 - B. “endowed by their Creator with certain unalienable Rights”
 - C. “to secure these rights, Governments are instituted among Men”
 - D. “deriving their powers from the consent of the governed”
 2. Which idea is *best* expressed in this excerpt?
 - A. Montesquieu’s theory of separation of power
 - B. John Locke’s theory of natural rights
 - C. the idea of liberty expressed in the English Bill of Rights
 - D. the idea of limited government expressed in Magna Carta

Charts

What types of charts will I see on my EOC?

- Your EOC will consist of several graphics – some examples are: tables, flow charts and Venn diagrams.
 - Be sure to read all of the information on the graphic to collect the details necessary to answer the question.
 - Try to draw conclusions or make connections based on what you **KNOW** and what you are **SEEING** in the chart/graphic.
 - Use your multiple choice skills to help you choose the best answer.

1 This chart is about the number and types of presidential vetoes between 1981 and 2008.

4 Notice that the number and types of vetoes differ for each president.

President	Regular Vetoes	Pocket Vetoes	Total Vetoes
Ronald Reagan	39	39	78
George H. W. Bush	29	15	44
William Clinton	36	1	37
George W. Bush	12	0	12

2

3 This chart organizes the presidents chronologically. In some charts, information is organized alphabetically or by the value of the numbers displayed.

5 Think about the trends in vetoes of congressional bills since 1981.

Source: U.S. Senate

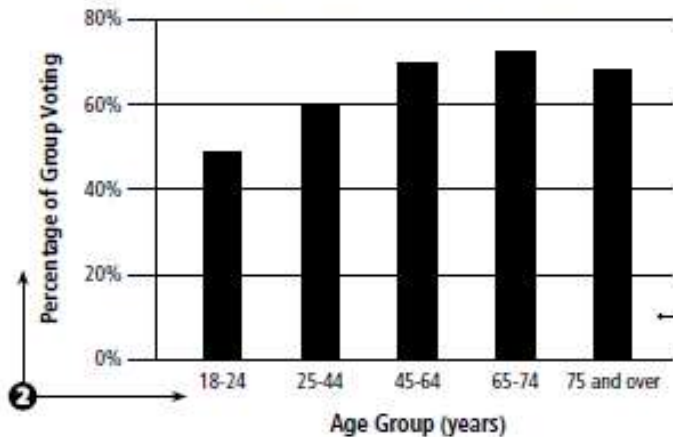
1. According to the chart, who had the most vetoes during his presidential term?
- A. Ronald Reagan
 - B. George H. W. Bush
 - C. William Clinton
 - D. George W. Bush
2. Which of the following best describes the trend in the number of total vetoes by each president since 1981?
- A. increased
 - B. decreased
 - C. dropped to zero
 - D. stayed the same

Graphs

What kind of graphs will I see on my EOC?

- You may see line graphs or bar graphs on your EOC.
- Graphs help you make distinctions, or comparisons, about a set of data.
 - Read the labels on the graphs to make sure you know what you're looking at!
 - Draw conclusions and make connections based on what you **KNOW** and what you are **SEEING** in the graph.
 - Use your multiple choice skills to help you choose the best answer.

1 Voter Turnout by Age Group, 2008



Source: U.S. Census Bureau

3 Statistics from government sources, such as the U.S. Census Bureau, tend to be reliable.

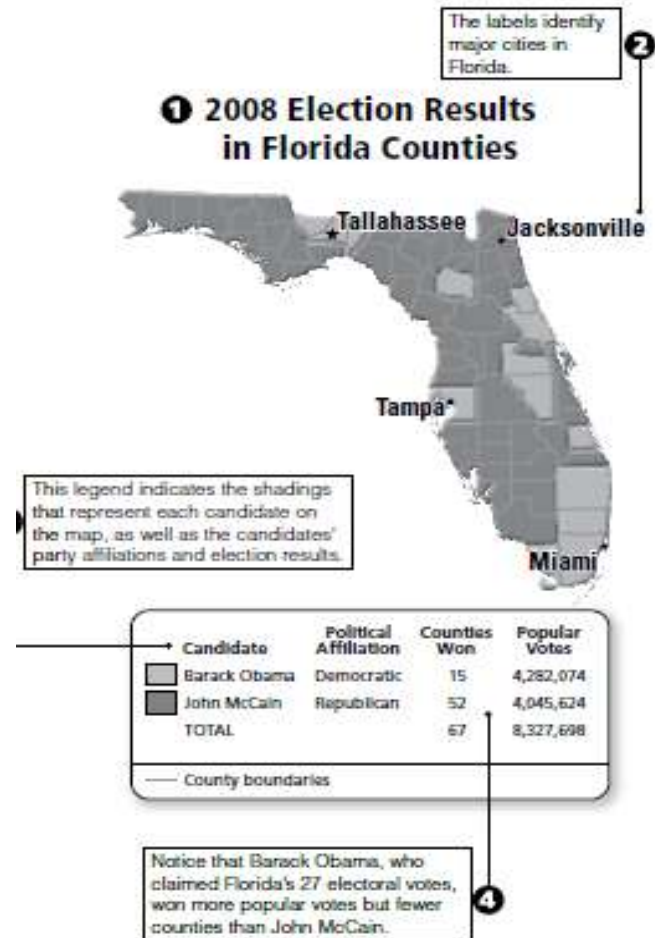
4 One conclusion you might draw is that older citizens were more likely than younger ones to vote in 2008.

- 5
1. According to the graph, which age group had the highest voter turnout?
 - A. 18 to 24 years
 - B. 25 to 44 years
 - C. 45 to 64 years
 - D. 65 to 74 years
 2. What percentage of Americans aged 25 to 44 voted in 2008?
 - A. 48.5 percent
 - B. 60.0 percent
 - C. 69.2 percent
 - D. 72.4 percent

Maps

Will I have to read maps on my EOC?

- There is a possibility that you can see a map or two on your EOC.
- There are three kinds of maps: political, physical, and thematic.
 - Be sure to read the title of the map.
 - Read the map key so you know what the symbols mean.
 - Draw conclusions and make connections based on what you **KNOW** and what you are **SEEING** on the map.



1. According to the map, Barack Obama won a block of four counties surrounding which city?
- A. Jacksonville
 - B. Miami
 - C. Tallahassee
 - D. Tampa