




# HISTORY OF EUROPE UNIT

**Examples of some of the Extension Projects**


# BIOGRAPHY BOTTLES



The best projects use materials found around the house, not store bought items: old t-shirts for clothes, toilet paper tubes for legs, mom's old jewelry....



Please make sure that you include **15 or more facts** about your person. Most people type the details of the person's life up and display it at the base of the bottle. It should read like a story, not a list of facts.





Being a bee

is a pain.

I'm a worker  
I'll gladly explain.

I'm up at dawn, guarding  
The hive's narrow entrance

then I take out  
the hive's morning trash

then I put in an hour  
making wax,  
without two minutes' time  
to sit still and relax.

Then I might collect nectar  
from the field  
three miles north

or perhaps I'm on  
larva detail

feeding the grubs

Being a bee  
is a joy.

I'm a queen

I'll gladly explain.  
Upon rising, I'm fed  
by my royal attendants,

I'm bathed

then I'm groomed.

The rest of my day  
is quite simply set forth:

I lay eggs,

by the hundred.

# POEMS FOR TWO VOICES

The poem is written from two different perspectives.

On the left side is one person's words, the right side  
has the opposing viewpoint.

Sometimes they say their line together,  
often they speak alone.

Winter Horrorland  
By Duncan Thompson



Sam

The season of winter  
is the best.

With wonderful

snow

The creator of fun and happiness.

With children and adults having fun,

The snowballs being  
thrown.

The great feeling

of being cool.

The gardeners hoping

The garden's plants being feasted on.

Winter is truly  
the best.



Florence

The season of winter  
is the worst.

With horrible

snow.

The destroyer of life and plants.

The people staying away and warm.

The crops all being  
thrown  
out.

The horrible feeling

of being cold.

The gardeners crying.

The garden's plants being wasted.

Winter is truly  
the worst.

# POEMS FOR TWO VOICES

Pick two people that are on opposite sides of an issue. While composing your poem, make sure you **include 15 or more facts**. Present your poems in a visually appealing way (include some pictures...). Make sure you have a title and the author's name at the top. Some ideas:

American teen vs. Soviet teen  
during Cold War

European explorer vs Native American  
during Age of Exploration

Hilter vs the Jews  
(or any of the other people he persecuted).

Europe vs Africa  
personification of continents during Scramble for Africa



## Journal #1:

Dear Journal,

After I was born my mother told me about my father and uncle, Niccolò and Maffeo Polo, who are jewel merchants. In 1260, they left Venice to travel by Black Sea to Asia. Then, as my dad said, they met Kublai Khan, the Mongol ruler of China. Kublai Khan asked them to return to Europe and persuade the pope to send scholars to explain

Christianity to him. I met my dad and uncle in 1269, when they arrived in Venice. I'm so happy to see them again.



# DIARY OF AN EXPLORER


Day 106:

O Happy Day! Our expedition has been fully resupplied by the good people of this new ocean and our ship has been sealed against the howling winds and icy seas. We set sail at daybreak tomorrow to embark on the return voyage! This will mark the completion of our expedition and the opening of the "Thorsson Interoceanic Passage".



But for now I go to ring in the new year with my new-found brothers and sisters on the eve of the union of our two mighty oceans into one great watery realm!

## The Great Thorsson Interoceanic Passage

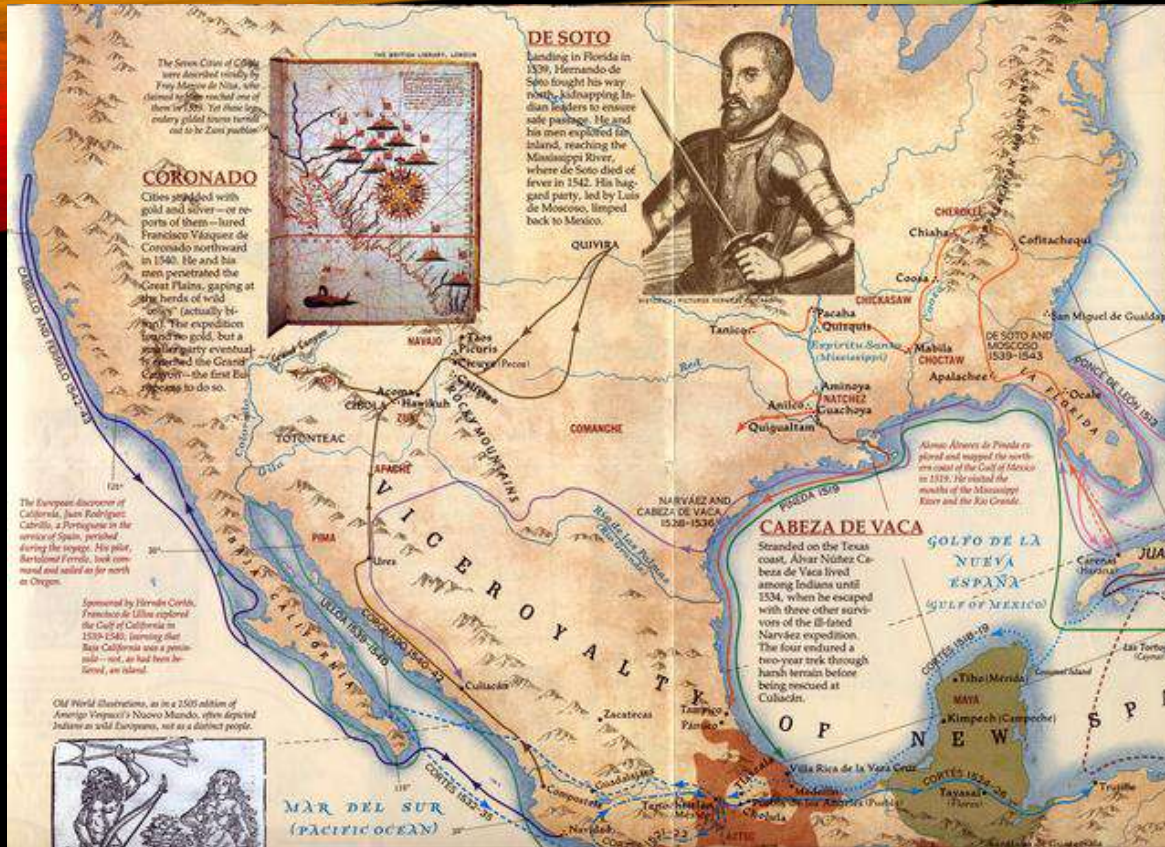


Discovered by Velasco Thorsson,  
The greatest explorer of his time

The diary should be combination of your researched facts (15 or more) and your fictional experience.



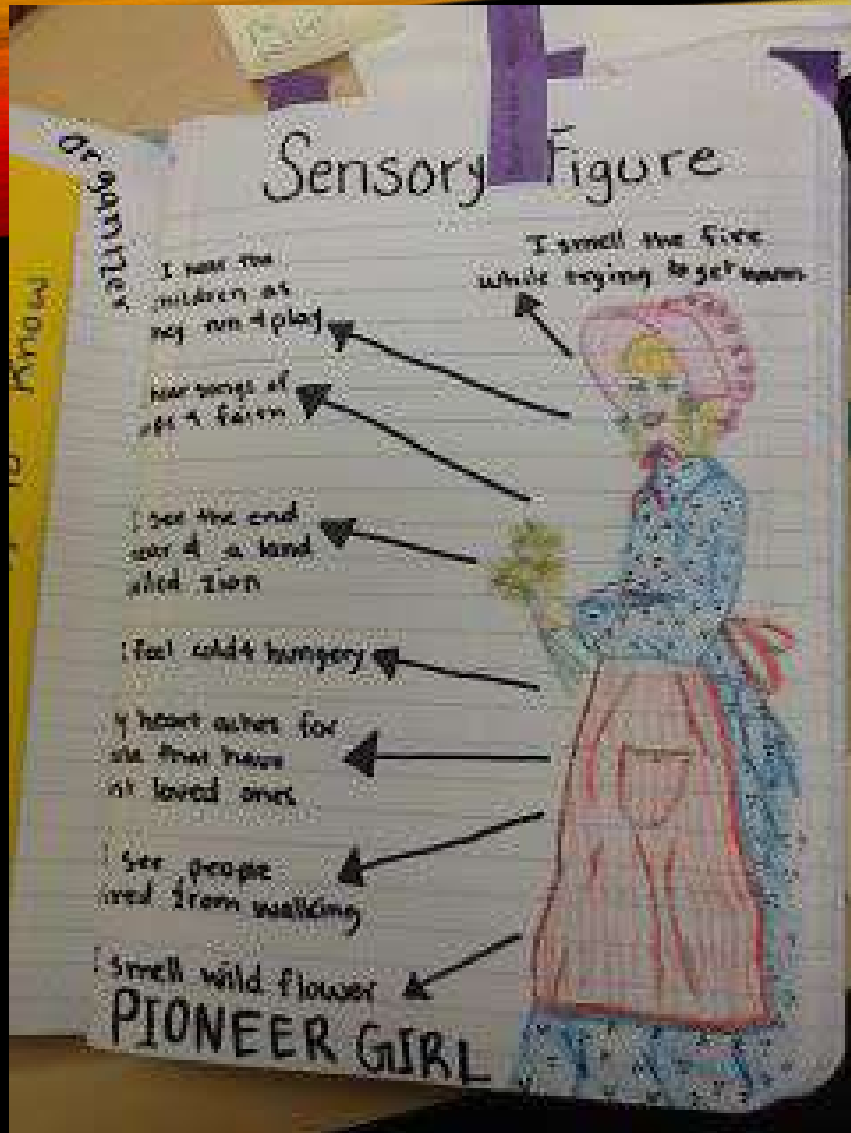
# EXPLORER'S MAP



The map should include text and pictures describing the event that occurred at that location. Make sure you have **15 or more facts** about the explorer's adventure.

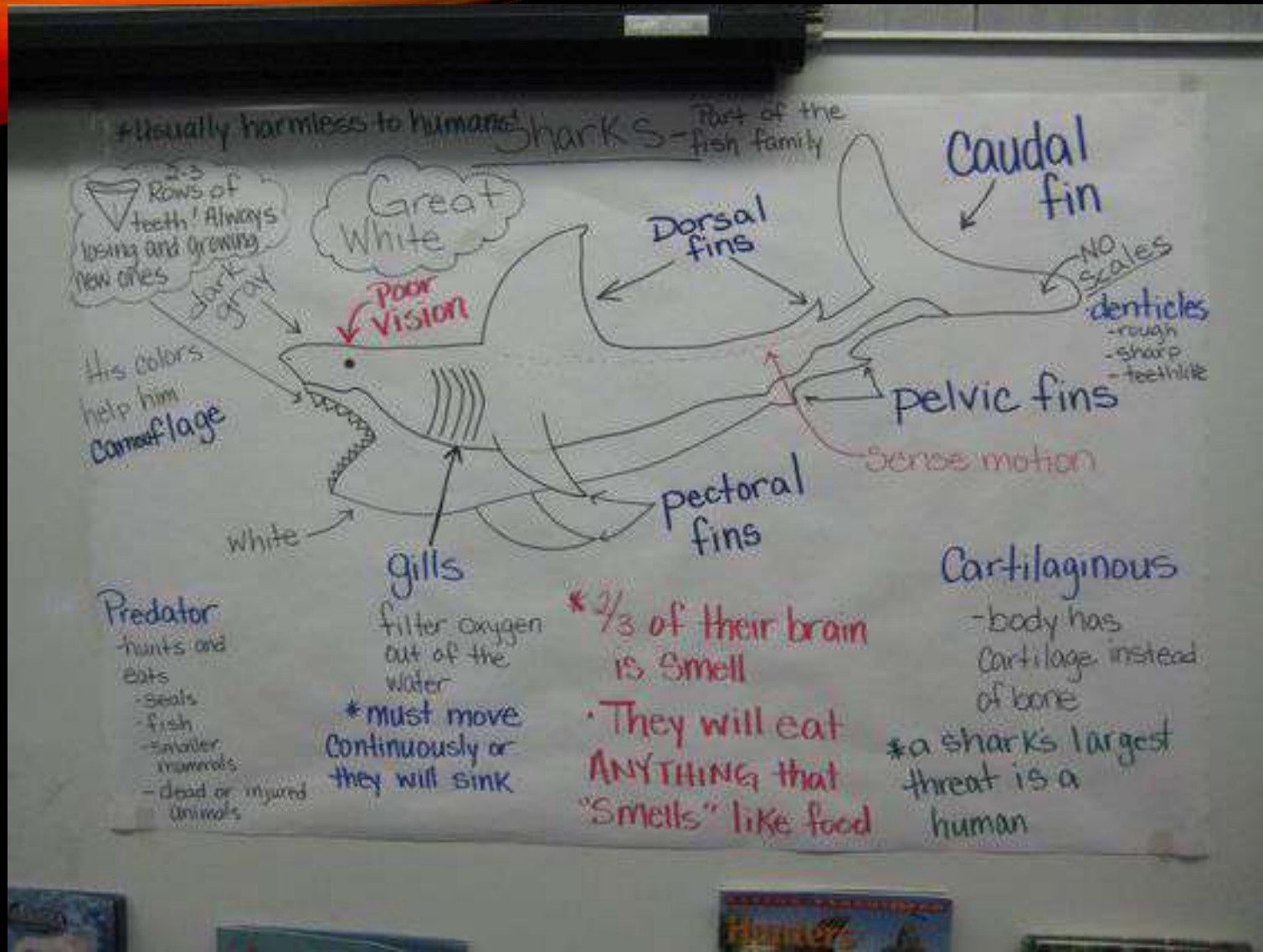
While visually appealing and an accurate account of PdL's voyage, this graphic would lose pts because there are no facts or visuals of specific events.

# Historical Portraits



The portrait on the right is detailed and colored correctly. It would lose major pts because there are no facts. The gentleman on the right has details that I like, BUT the words/phrases need to be in sentence format and he needs to be colored. Make sure your details are researched facts – 15 detailed facts in all.





Great facts, more than 15 in fact, in this example, but the project would lose major pts because it is not colored and the words are not in complete sentences.

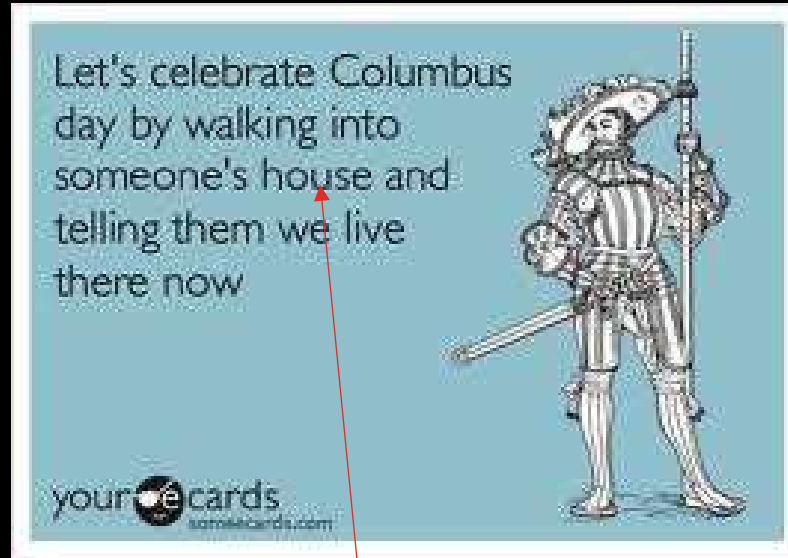
Do NOT do an animal – this graphic is for demonstration only.



# ANALYZE POLITICAL CARTOONS

We will be analyzing some political cartoons in class. Please follow the established guidelines when you analyze yours. Show the teacher your 6 cartoons **BEFORE** you start analyzing them to make sure they are not ones we will be doing in class.

You may want to consider doing this project in a ppt.



Columbus landed in the Bahamas, which at the time of his arrival was home to X number of people of the Tainos tribe.



# PRIMARY DOCUMENT OR ITEM

Primary documents are first hand accounts - a journal, diary, or letter written by someone who was there, or a photo taken at the event. He/she was there to experience the event.

A picture drawn **after** reading about an event is called a secondary source or document.

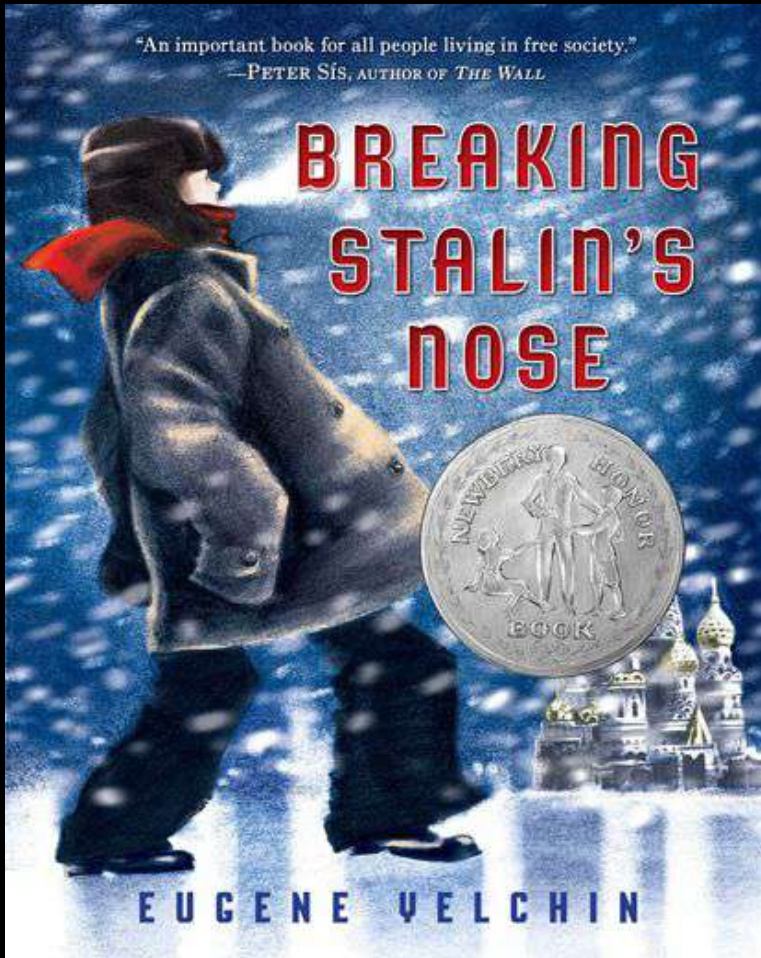
You can pick a topic such as Cold War spy devices and research the items as well.



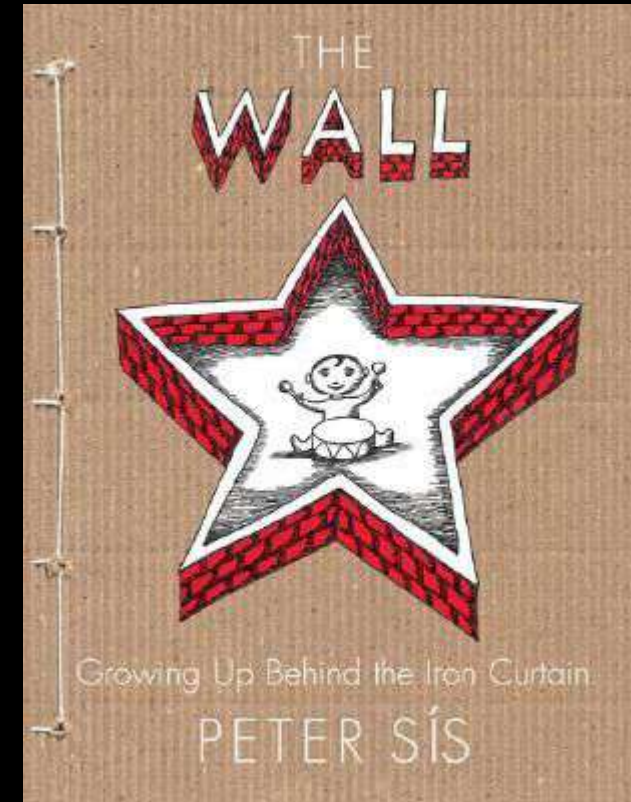
**A Lipstick Pistol**  
made  
by the KGB  
(Soviet Secret  
Police) in 1965.  
Its nicknamed  
the Kiss of Death.



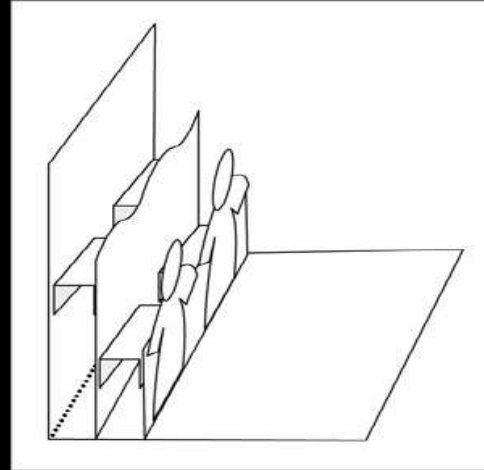
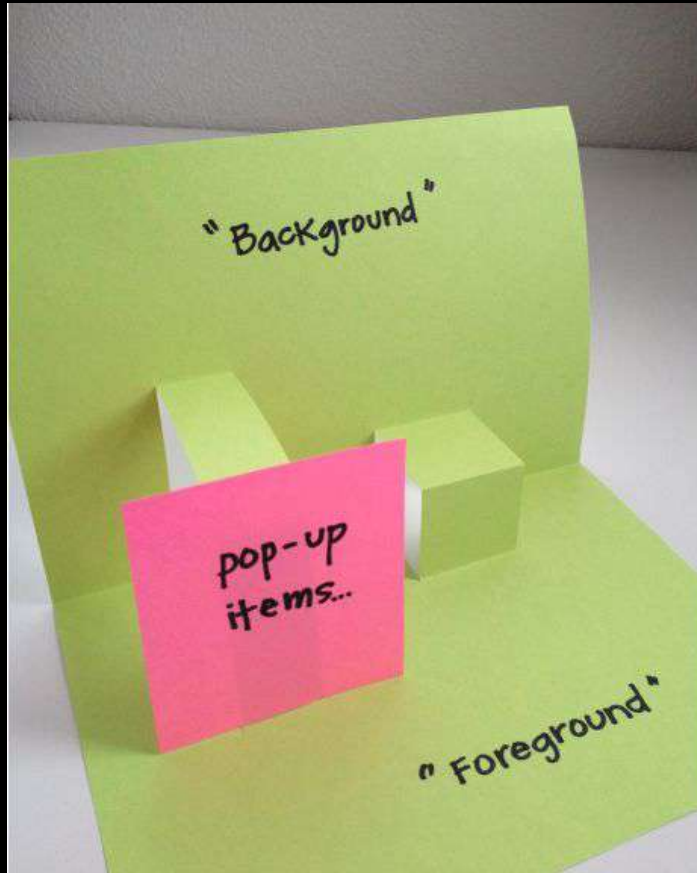
# HISTORICAL FICTION AND BIOGRAPHY BOOKS



Comparing a book, whether historical fiction or a (auto)biography, to the real event is an option for your project as well. Please show me your book before you start reading. There should be 15 points of comparison between the book and real, fact based history. Ex: Peter Sis talks about Prague Spring in The Wall. You would compare his description with the real event.



# POP UP BOOK



Using the 15 facts that you've collected during your research, you can create a 3 or four page pop-up book. It must have a cover.

\*If you show me your rough drafts, I will be happy to give you cardstock for your book.



# ABC BOOK

I love the set up of these letters, but each page needs a visual of some sort – a picture, map, or diagram. Make sure to follow the same set up on all of your pages.

This would be a good project to do with 3 other people. First, your group would decide on a topic: WWI, the Cold War, the Age of Exploration.... Then you would determine how the pages are going to be set up and lastly, each person's area of responsibility. I would divide the work up like this:

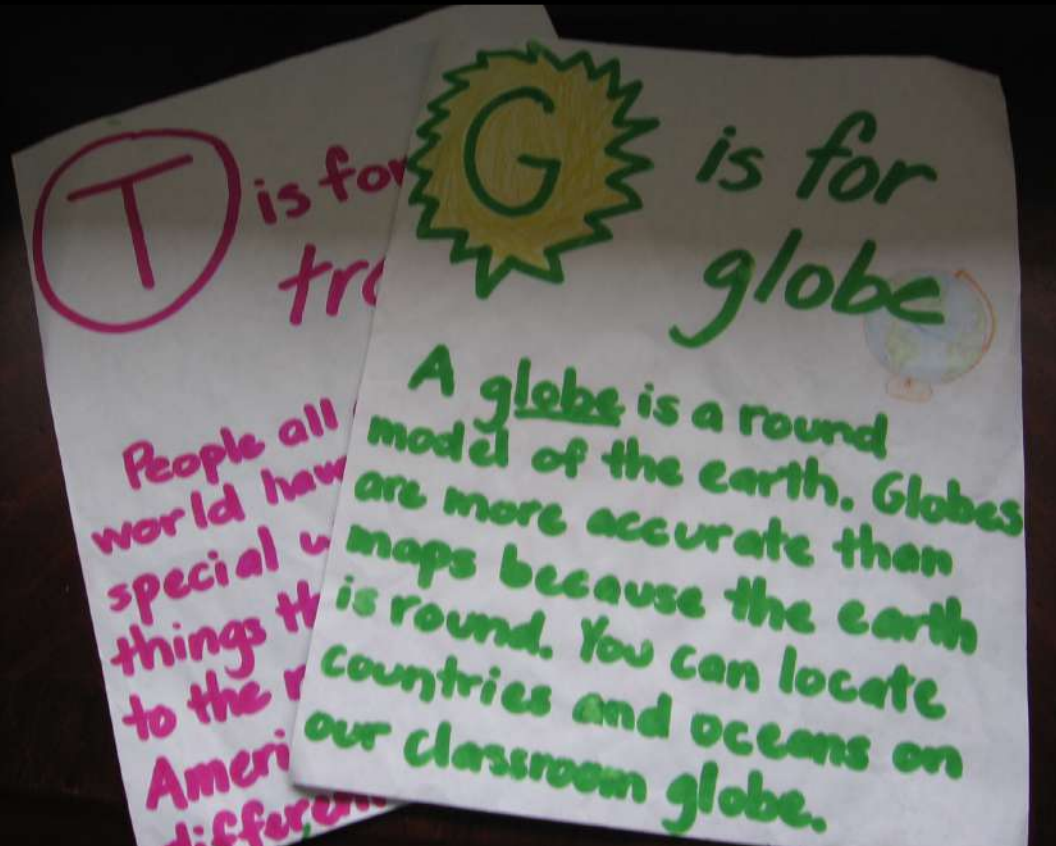
A – F and cover

G – L and front page

M – S binding the pages together

T - Z less work, since hardest letters

Each person's pages must have a total of 15 researched facts which means the book has at least 60 facts.



# FINAL REMINDERS

1. No matter what project you pick to extend your learning, please make sure you include **15 facts** that you have written.
2. Do not copy pages, paragraphs, sentences, or phrases from a book or online resource. That is stealing that author's work, which is called **plagiarism**. If you don't know the meaning of a word, look it up and learn its definition or don't use the word in your project.
3. When you think you are done, have someone grade your creation using the **project rubric**. Tell the person that is looking at your project that you want them to look out for mistakes. Most people will not point out your flaws because they are being polite. If they give you a bad grade, **FIX IT!**