




Expectations

Respectful

Mute your microphone if not speaking



is this thing on?



Responsible

Bring needed materials



Safe

Be on time


When?



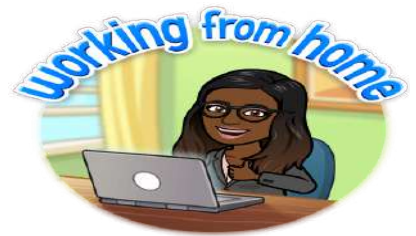
Click "Raise Hand" button if you want to speak



Complete all your work



Find a quiet place to work



Use appropriate language

BE KIND



Focus on the teacher



Eat during break times

TAKE A BREAK





Parent Support

Before class meeting starts

Help your child wake up and eat before class.



During our meeting

You should not have to stay next to your child during the entire class. Be close in case technical help is needed.

After our meeting

Set up regular break times for eating and movement.

BREAK TIME



Make sure your child has school materials ready when class starts.



Remember the camera and microphone are on during our meeting. Monitor your home for excessive noise and inappropriate clothes.

Help your child complete the work assigned and turn it in. Please do not do the work yourself! If the work is confusing, check in during office hours.

You will need to help your child log in to class for the first several meetings.



Plug in the computer each night!



I will meet with several smaller groups of kids throughout the day. Check the schedule to see when your child is scheduled.

My office hours are to support you and the children.



Parent Guide

Establish Routines	Set up learning space	Stay in touch
<p>Establish a normal schedule that includes the school day.</p> <p>Create regular routines for bedtime, wake-up, eating and playing.</p> <p>Establish rules for digital devices.</p> <p>Help your child remember to plug in the computer every night.</p> <div data-bbox="186 961 527 1092" style="background-color: #f8d7da; padding: 5px; border: 1px solid #f5c6cb;"> <p>Plug in the computer each night!</p> </div>	<p>Dedicate a space for school meetings and study. Consider two things. First, away from little ones and animals. Second, away from distractions during our meetings.</p> <p>Materials must be available nearby.</p> <p>Post a schedule for the week that is easily visible.</p>	<p>Teachers will set up communication lines through Class Dojo or Google Classroom. Please watch for and join as soon as possible.</p> <div data-bbox="1068 682 1166 772" style="float: left; margin-right: 20px;"> </div> <div data-bbox="1344 682 1450 772" style="float: right;"> </div> <p>Feel free to contact the teacher if you have a question or concern.</p> <div data-bbox="1076 961 1157 1037" style="float: left; margin-right: 20px;"> </div> <div data-bbox="1209 949 1274 1062" style="float: right;"> </div>
Monitor your space	Students do the work	Check in with your kids
<p>Remember the camera and microphone are on during our meetings. Monitor your home for excessive noise and inappropriate clothes. (visions of naked babies, and sounds of animals and tv's are a bit distracting)</p> <div data-bbox="162 1581 462 1780" style="text-align: center;"> </div>	<p>We do not expect parents to stay with their child the whole day.</p> <p>Encourage and support your child.</p> <p>Definitely help with technical issues. Parents should be able to help children access the sites and apps for learning.</p> <p>But please let your child do the work.</p> <p>We expect some struggle. Independence takes practice.</p>	<p>Check in with your child before class starts. You might ask...</p> <ol style="list-style-type: none"> 1. Do you have what you need? 2. Any assessments today? 3. How will you spend your off-screen time? <p>Assessments will require a bit of adult support to maintain integrity.</p> <p>Check in after class. You might ask...</p> <ol style="list-style-type: none"> 1. How far did you get in your tasks today? 2. What was hard? 3. What can you do better tomorrow?