

Procedures to Access Data in Pasco Star For EOC Waivers

How to access data in PascoStar

- Go to pascostar.pasco.k12.fl.us
 - Login
- Before you begin make sure you clear all previous filters
- Select school from drop down menu
- Check for Scroll Bar at bottom
- If no scroll bar, then...
 - Apple
 - Systems Preferences
 - General
 - Select Always under Show scroll bars
 - Scroll bars will appear

First Way to Access

Step 1: Select school from drop down menu

ascoSTAR v5.0

Menu Theme

Main Menu Account Settings

Home Student Data 6 Reports School Data Behavior SIP Forms 2 VAM Reports 3 Help 3 Legends 8 Sign Out

Student List View

Carrie Morris (0809033774 - C

Grid Filters (click arrow to expand/collapse)

School Year: 2013-14 Pre-Built Filters: Filter Descriptions/Notes

School Name: Academy at the Farm +

Student Level: Academy at the Farm

Teacher: Adult Satellite East

Teacher Course: AMI Kids Pasco

Save your own CUSTOM Filters: *** Filter Grid Below then Name It and Save it ***

Save Filter Delete Filter




Grid Buttons - E

Page 1 of 2 (20 items) 1 2 Page size: 15


















Drag a column header here to group by that column

ID	Last Name	First Name	EWS Overall Risk Indicator	Grad Ready %	Grad Ready Progress	Middle Name	Appendix	DOS	Grad Plan	Sex	Grade	Race	Age
			Off-Track			LEE		6/22/2007		F	KG	W	
			Off-Track			DANIEL		12/4/2006		M	1	W	
			Off-Track			ROBERT KEN		3/23/2002		M	5	W	

Step 2: Filter Grad Plan column by clicking  next to the header and click ok

Page 1 of 2 (30 items)  **1**  2 Page size: 15 

Drag a column header here to group by that column

	Last Name 	First Name 	EWS Overall Risk Indicator 	Grad Plan 	Sex 	Grade 	Race 	Age
								
			Off-Track	PS/1314				
			Off-Track	PS/1314				
			At-Risk	PS/1314				
			At-Risk	PS/1314				
			Off-Track	PS/1314				
			At-Risk	PS/1314				
			Off-Track	PS/1314				

☐ (Select All)
☐ PS/1213
☐ PS/1314
☐ XL/1011

Step 2: Additional Information

- Guide for filtering Grad Plan
 - PS- Standard Diploma
 - XL- ACCEL (18 credit)
 - IB- International Baccalaureate
- Be aware that students are pursuing different grad plans

Step 3: Filter SWD column

Drag a column header here to group by that column

ID	Last Name	First Name	EWS Overall Risk Indicator	Alt	SWD	Health	R
					No		
			Off-Track	N	No		Y
			On-Track	N	No		Y
			Off-Track	N	No		N
			Off-Track	N	No		Y
			Off-Track	N	No		N
			At-Risk	N	No		N
			Off-Track	N	No		Y
			Off-Track	N	Yes		N
			Off-Track	N	No		N

(Select All)

☐ No

☒ Yes

Step 4: Filter EOC ALG Date Column

ID	Last Name	First Name	EWS Overall Risk Indicator	EOC ALG Date	EOC ALG Pass/Fail	EOC ALG SS	EOC ALG ACH
					(Select All)		
			At-Risk	05/01/2012	<input type="checkbox"/>		1
			At-Risk	05/01/2012	<input type="checkbox"/> 05/01/2010		2
			Off-Track	05/01/2011	<input type="checkbox"/> 05/01/2011		1
			Off-Track	05/01/2012	<input type="checkbox"/> 05/01/2012		1
			Off-Track	12/01/2013	<input type="checkbox"/> 05/01/2013		1
			Off-Track	05/01/2012	<input checked="" type="checkbox"/> 05/01/2014		1
			Off-Track	05/01/2014	<input type="checkbox"/> 08/01/2012		1
			Off-Track	05/01/2014	<input type="checkbox"/> 08/01/2013		2
			Off-Track	05/01/2014	<input type="checkbox"/> 09/01/2013		2
			At-Risk	05/01/2014	<input type="checkbox"/> 12/01/2011		2
			Off-Track	05/01/2012	<input type="checkbox"/> 12/01/2012		2

Step 5: Filter ALG 1 P/F Column

ID	Last Name	First Name	EWS Overall Risk Indicator	EOC ALG Date	EOC ALG Pass/Fail	EOC ALG
				05/01/2014	F	(Select All)
			At-Risk	05/01/2014	P	<input type="checkbox"/>
			Off-Track	05/01/2014	F	<input checked="" type="checkbox"/> F
			Off-Track	05/01/2014	F	<input type="checkbox"/> P
			At-Risk	05/01/2014	F	
			At-Risk	05/01/2014	F	
			Off-Track	05/01/2014	P	
			Off-Track	05/01/2014	F	
			At-Risk	05/01/2014	P	
			At-Risk	05/01/2014	P	
			At-Risk	05/01/2014	F	

Step 6: Open and save data in Excel

To export, expand Grid Buttons menu by clicking on arrow.

Click on **Select All Records** button.

Then click on Export to Excel Spreadsheet button and click save.

The screenshot shows the PascoSTAR v5.0 interface. The left sidebar contains navigation links: Home, Student Data (8), Reports, School Data, Behavior, SIP Forms (2), VAM Reports (3), Help (3), Legends (8), and Sign Out. The main content area is titled "Student List View" and shows a user profile for Carrie Morris (0809033774 - DU). Below this is a "Grid Filters" section and a "Grid Buttons - Export and Customize Grid Columns" section. The "Grid Buttons" section contains several buttons: "Select All Records to Export" (green), "Select Current Page to Export" (green), "Unselect All Records" (green), "Export Selected Records to XLS" (purple), "Show Custom Columns" (blue), and "Reset Student Grid" (blue). The "Export Selected Records to XLS" button is circled in black. To the right of the buttons is a yellow rectangular area, also circled in black. Below the buttons is a table with columns: ID, Last Name, First Name, EWS Overall Risk Indicator, Grad Ready %, Grad Ready Progress, Middle Name, Appendix, DOB, Grad Plan, Sex, Race, Age, Retained, PX, ELL, and ELI Sta. The table shows data for Grade 1 (Count=3), Grade 2 (Count=6), Grade 3 (Count=21), Grade 4 (Count=15), Grade 5 (Count=19), and Grade KG (Count=1). The page footer shows "Page 1 of 1 (6 items)" and "Page size: 15".

Step 6: continued

- Once exported to XLS sheet, filter by highlighting and then delete or hide the columns you do not need
- Print your sheets and provide to appropriate staff

Step 7: Save as a Pre-Built Filter

Built Filters:	<input type="text"/>	Filter
Create and Save your own CUSTOM Filters: *** Filter Grid Below		
Name:	<input type="text" value="Algebra 1 EOC 2014"/>	<input type="button" value="Save"/>
Saved Filters:	<input type="text"/>	

Step 8: Saving Data in PascoStar

- Create a filter by Entering Name (ALG EOC) in Filter Name box.
 - Select the Save Filter button to save the filter to My Filters.

PascoSTAR v6.0

Home

Student Data

Reports

School Data

Behavior

SIP Forms

VAM Reports

Help

Legends

Sign Out

Student List View

Carrie Morris (0809033774 - DU)

Grid Filters (click arrow to expand/collapse)

School Year: 2013-14 Pre-Built Filters: Filter Descriptions/Notes

School Name: Anclote Elementary School

Student Level: School

Teacher: ALVINO, PHILLIP C

Filter Name: SB850 2+ Indicator

Save Filter Delete Filter

My Saved Filters:

Grid Buttons - Export and Customize Grid Columns (click arrow to expand/collapse)

Page 1 of 5 (65 items)

Page size: 15

Drag a column header here to group by that column

ID	Last Name	First Name	EWS Overall Risk Indicator	EWS Credits Risk	EWS Attendance Days Absent	EWS Attendance Risk	EWS Discipline	EWS Discipline Risk	Ever At Risk	SB850 EWS Indicator	SB850 Attend < 90%	SB850 1+ Suspensions	SB850 Assess Level 1s	SB850 Course Failures
			Off-Track	On-Track	8	At-Risk	0	On-Track	Y	Y			Y	Y
			Off-Track	On-Track	0	On-Track	0	On-Track	Y	Y			Y	Y
			Off-Track	On-Track	12	At-Risk	0	On-Track	Y	Y			Y	Y
			Off-Track	On-Track	4	On-Track	0	On-Track	Y	Y			Y	Y
			Off-Track	On-Track	3	On-Track	0	On-Track	Y	Y			Y	Y
			Off-Track	On-Track	25	Off-Track	13	Off-Track	Y	Y	Y	Y	Y	Y
			Off-Track	On-Track	25	Off-Track	0	On-Track	Y	Y	Y			Y
			Off-Track	On-Track	23	Off-Track	0	On-Track	Y	Y	Y			Y

Un-filter ALG and Re-filter Other EOC's (Bio, Geo, US History, etc.)

- Go to ALG 1 filter and uncheck the box
- Go to next EOC (if needed) and check the appropriate box
- Repeat steps to access new EOC data

Accessing Saved Filters

Access saved filters by going back to My Saved Filters and select.

https://pascostar.pasco.k12.fl.us/StudentInfo.aspx

PascoSTAR v5.0

Home Student Data Reports School Data Behavior SIP Forms VAM Reports Help Legends Sign Out

Student List View

Carrie Morris (0809033774 - DU)

Grid Filters (click arrow to expand/collapse)

School Year: 2013-14 Pre-Built Filters: Filter Descriptions/Notes

School Name: Andolote Elementary School

Student Level: School

Teacher: ALVINO, PHILLIP C Filter Name: SB850 2+ Indicator Save Filter Delete Filter

Teacher Course: My Saved Filter

Grid Buttons - Export and Customize Grid Columns (click arrow)

Page 1 of 5 (65 items)

Drag a column header here to group by that column

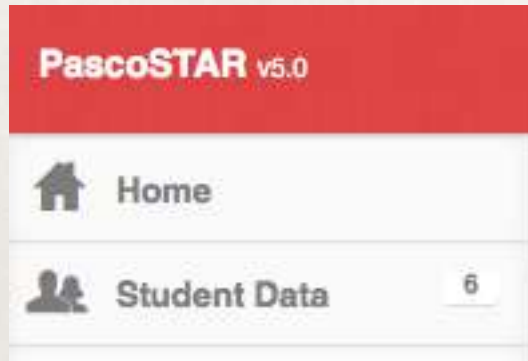
SB850 2+ Indicator

ID	Last Name	First Name	EWS Overall Risk Indicator	EWS Crt Risk	Group	Discipline	Ever At Risk	SB850 EWS Indicator	SB850 Attend < 90%	SB850 1+ Suspensions	SB850 Assess Level 1s	SB850 Course Failures
			Off-Track	On-Track	0	At-Risk	Y	Y			Y	Y
			Off-Track	On-Track	0	On-Track	Y	Y			Y	Y
			Off-Track	On-Track	12	At-Risk	Y	Y			Y	Y
			Off-Track	On-Track	4	On-Track	Y	Y			Y	Y
			Off-Track	On-Track	3	On-Track	Y	Y			Y	Y
			Off-Track	On-Track	25	Off-Track	Y	Y	Y	Y	Y	Y
			Off-Track	On-Track	25	Off-Track	Y	Y	Y			Y

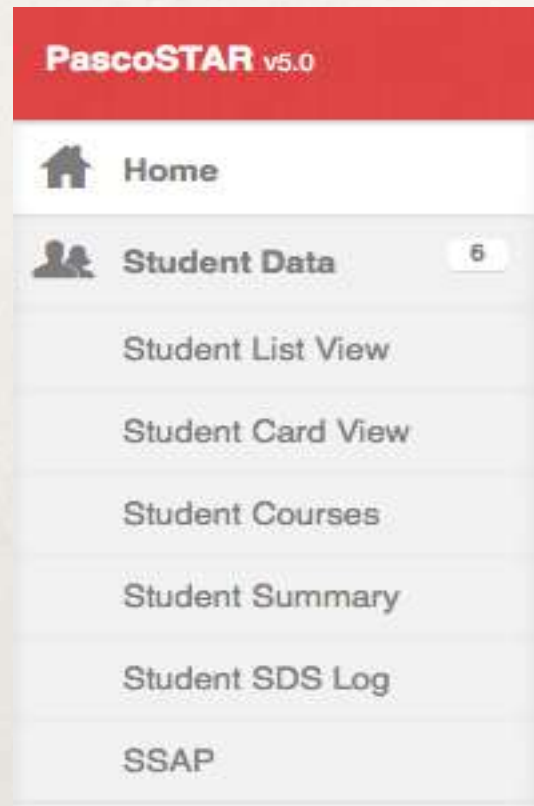
Another Way to Access to Data

Another way to access EOC data and the EOC rules that apply to the different cohorts

- Step 1- Go to Student Data at the top right hand corner of the screen



- Step 2- Under student data, choose Student Summary, then filter as shown in the previous steps



Entering waiver information into TERMS

- The school-based Data Entry Operator (DEO) will be responsible for entering in the waiver information into TERMS

Below is a sample run card that schools can use to get a list of ESE students and their EOC status. There is one report for each subject on the L162 panel. The below example is for Biology. Note that the "P" on the select line is for primary exceptionality. The asterisk (*) answer will pull just ESE students.

```

Panel:  L162. Test Scores: School Use  S: 0000 Y: 2015 R
Request: 005

Title:  SP482/L162 Biology EOC  Destination

Controls:
C F P H S I/E Year-T ActiveOn Dtl Met ---EOC RULE--- ExamSt
xx xxxxx x x x x xxxx x mmddccyy x x xxxx xxxx xxxx x x x
01 SP482 Y B B I 2015 R Y

Select: A Lin S Schl F-G-T Yr-Plan Hmrn Tm Csl P
x xxx x xxxxx xx xx xxxx xx xxxx xx xxx x
_ 001 A 0073 *
_
_
_

```

L214 Screen

Graduation: READ MET: YES

MATH MET: NO Wv

READ	DATE	PF	S	AL	#	ACT-date	SAT-date	MATH	DATE	PF	S	AL	#	ACT-date	SAT-date
1	10/10/77	1	1	1	1	10/10/77	10/10/77	1	10/10/77	1	1	1	1	10/10/77	10/10/77
2	10/10/77	1	1	1	1	10/10/77	10/10/77	1	10/10/77	1	1	1	1	10/10/77	10/10/77
3	10/10/77	1	1	1	1	10/10/77	10/10/77	1	10/10/77	1	1	1	1	10/10/77	10/10/77
4	10/10/77	1	1	1	1	10/10/77	10/10/77	1	10/10/77	1	1	1	1	10/10/77	10/10/77
5	10/10/77	1	1	1	1	10/10/77	10/10/77	1	10/10/77	1	1	1	1	10/10/77	10/10/77
6	10/10/77	1	1	1	1	10/10/77	10/10/77	1	10/10/77	1	1	1	1	10/10/77	10/10/77
7	10/10/77	1	1	1	1	10/10/77	10/10/77	1	10/10/77	1	1	1	1	10/10/77	10/10/77
8	10/10/77	1	1	1	1	10/10/77	10/10/77	1	10/10/77	1	1	1	1	10/10/77	10/10/77
9	10/10/77	1	1	1	1	10/10/77	10/10/77	1	10/10/77	1	1	1	1	10/10/77	10/10/77
10	10/10/77	1	1	1	1	10/10/77	10/10/77	1	10/10/77	1	1	1	1	10/10/77	10/10/77
11	10/10/77	1	1	1	1	10/10/77	10/10/77	1	10/10/77	1	1	1	1	10/10/77	10/10/77
12	10/10/77	1	1	1	1	10/10/77	10/10/77	1	10/10/77	1	1	1	1	10/10/77	10/10/77
13	10/10/77	1	1	1	1	10/10/77	10/10/77	1	10/10/77	1	1	1	1	10/10/77	10/10/77
14	10/10/77	1	1	1	1	10/10/77	10/10/77	1	10/10/77	1	1	1	1	10/10/77	10/10/77
15	10/10/77	1	1	1	1	10/10/77	10/10/77	1	10/10/77	1	1	1	1	10/10/77	10/10/77
16	10/10/77	1	1	1	1	10/10/77	10/10/77	1	10/10/77	1	1	1	1	10/10/77	10/10/77
17	10/10/77	1	1	1	1	10/10/77	10/10/77	1	10/10/77	1	1	1	1	10/10/77	10/10/77
18	10/10/77	1	1	1	1	10/10/77	10/10/77	1	10/10/77	1	1	1	1	10/10/77	10/10/77
19	10/10/77	1	1	1	1	10/10/77	10/10/77	1	10/10/77	1	1	1	1	10/10/77	10/10/77
20	10/10/77	1	1	1	1	10/10/77	10/10/77	1	10/10/77	1	1	1	1	10/10/77	10/10/77
21	10/10/77	1	1	1	1	10/10/77	10/10/77	1	10/10/77	1	1	1	1	10/10/77	10/10/77
22	10/10/77	1	1	1	1	10/10/77	10/10/77	1	10/10/77	1	1	1	1	10/10/77	10/10/77
23	10/10/77	1	1	1	1	10/10/77	10/10/77	1	10/10/77	1	1	1	1	10/10/77	10/10/77
24	10/10/77	1	1	1	1	10/10/77	10/10/77	1	10/10/77	1	1	1	1	10/10/77	10/10/77
25	10/10/77	1	1	1	1	10/10/77	10/10/77								

FC2R 04/14 P 247 3 3

MATH DATE PF S AL # ACT-date SAT-date

EOC 12/12 F 394 2 2

Resource: EWS Course

Canvas Connection (Course 41466)



CARRIE MORRIS Inbox Settings Logout Help

Courses ▾ Assignments ▾ Grades Calendar Resources ▾

canvas
BY INSTRUCTURE

EWS

Home

Announcements

Assignments

Discussions

People

Pages

Files

Modules

Quizzes

Grades

Conferences

Syllabus

Outcomes

Collaborations

Settings

🏠 EWS

Change Home Page Layout | See Course Stream

Last edited by CARRIE MORRIS 5 days ago

🕒 Page history

Early Warning Systems within Multi-Tiered Systems of Support
Full Option Graduates: Preparing all students to thrive in their futures.



User Group



EWS and Problem-Solving



🔍 Course Setup Checklist

📢 New Announcement

📊 View Course Analytics

All Pages

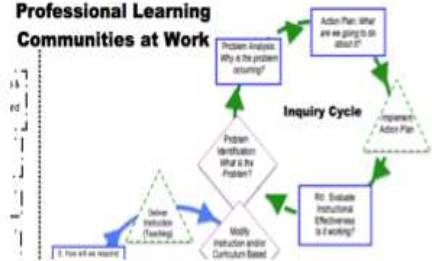
[Front Page](#)

[Inquiry Cycle](#)

[User Group](#)

✎ Edit this Page

➕ Create a New Page



Questions

- Contact Laura Drew at ldrew@pasco.k12.fl.us or Celisa Cook at ccook@pasco.k12.fl.us