

# 2018 Delaware Educator Preparation Program Reports

## ABOUT THIS REPORT

These program reports are one important way to measure and assess the quality of Delaware preparation programs in their ability to recruit, train, and develop quality educators for the state's students.

These program reports contain six (6) scored domains. Recruitment, Candidate Performance, Employment & Placement, Retention, Graduate Performance, and Perceptions. Each domain is comprised of two (2) to four (4) metrics. A program must generate a score on at least one metric in the Graduate Performance domain in order to merit a program report.







Delaware's program reports consider the past five years of program data. A program report is generated when an educator preparation program has had more than ten (10) educators working in Delaware over the past five (5) years.

The 2018 program reports marks the third time that Delaware has publicly released this information. For each program listed below, an overall tier rating, percentage of points earned, and programs' renewal status is noted next to the program name.

## PERFORMANCE RATINGS

PERFORMANCE RATING	PERCENT OF POINTS EARNED
TIER 1	70%-100%
TIER 2	55%-69%
TIER 3	40%-54%
TIER 4	0%-39%

## HOW IS THE OVERALL RATING MEASURED?

DOMAINS	TOTAL POINTS	ABOUT THE DOMAIN
 Recruitment	10	The Recruitment domain scores the educator preparation program's ability to cultivate a diverse, accomplished student body with the potential to be outstanding future educators.
 Candidate Performance	10	The Candidate Performance domain scores the educator preparation program's ability to prepare aspiring educators with the knowledge and skill required to be first-day ready, as measured by required knowledge and performance assessments.
 Employment & Placement	15	The Employment & Placement domain scores the educator preparation program's performance in preparing educators who become employed as teachers or specialists, launch their careers in Delaware's schools; and considers the subset of those who student teach in state-identified high-needs schools.
 Retention	15	The Retention domain scores the educator preparation program's track record of preparing program graduates who continue to serve in public education in Delaware.
 Graduate Performance	35	The Graduate Performance domain scores the educator preparation program's performance in Delaware's classrooms and schools. The four metrics included consider the outcomes of program graduates' students, the qualitative aspects of program graduates' practice, and administrators' overall assessment of program graduates' performance.
 Perceptions	15	The Perceptions domain scores the educator preparation program's performance based on feedback collected from program graduates and their supervisors.

PROGRAM NAME	OVERALL RATING / OVERALL PERCENT OF POINTS EARNED	RECRUITMENT	CANDIDATE PERFORMANCE	EMPLOYMENT & PLACEMENT	RETENTION	GRADUATE PERFORMANCE	PERCEPTIONS
<u>Elementary Education</u> DELAWARE STATE UNIVERSITY	TIER 2 66% Program Renewed	1	4	2	1	2	N/A**
<u>Agriscience Education</u> DELAWARE STATE UNIVERSITY	Program Renewed	This program did not generate a program report as it was recently established by the institution/provider and thus does not have sufficient performance history.					
<u>Art Education</u> DELAWARE STATE UNIVERSITY	Insufficient Data Available. Program Under Further Review.	This program did not generate a program report due to low enrollment in the program, limited hiring of program graduates in Delaware, or a combination of both factors.					
<u>Art Education (Masters)</u> DELAWARE STATE UNIVERSITY	Insufficient Data Available. Program Under Further Review.	This program did not generate a program report due to low enrollment in the program, limited hiring of program graduates in Delaware, or a combination of both factors.					
<u>Early Childhood Education</u> DELAWARE STATE UNIVERSITY	Program Renewed With Conditions*	This program did not generate a program report due to low enrollment in the program, limited hiring of program graduates in Delaware, or a combination of both factors.					
<u>Masters of Arts in Teaching</u> DELAWARE STATE UNIVERSITY	Program Renewed With Conditions*	This program did not generate a program report due to low enrollment in the program, limited hiring of program graduates in Delaware, or a combination of both factors.					
<u>Mathematics Education</u> DELAWARE STATE UNIVERSITY	Program Renewed With Conditions*	This program did not generate a program report due to low enrollment in the program, limited hiring of program graduates in Delaware, or a combination of both factors.					
<u>Middle Level Education</u> DELAWARE STATE UNIVERSITY	Program Renewed	This program did not generate a program report due to low enrollment in the program, limited hiring of program graduates in Delaware, or a combination of both factors.					
<u>Music Education</u> DELAWARE STATE UNIVERSITY	Insufficient Data Available. Program Under Further Review.	This program did not generate a program report due to low enrollment in the program, limited hiring of program graduates in Delaware, or a combination of both factors.					

\*This program will be required to submit an action plan as outlined in the Educator Preparation Program Guide.

\*\*Domain not available. No metric calculated - fewer than ten (10) educators in sample.

PROGRAM NAME	OVERALL RATING / OVERALL PERCENT OF POINTS EARNED	RECRUITMENT	CANDIDATE PERFORMANCE	EMPLOYMENT & PLACEMENT	RETENTION	GRADUATE PERFORMANCE	PERCEPTIONS
<u>Physical Education</u> DELAWARE STATE UNIVERSITY	Program Renewed With Conditions*	This program did not generate a program report due to low enrollment in the program, limited hiring of program graduates in Delaware, or a combination of both factors.					
<u>Blended Early Childhood Education</u> UNIVERSITY OF DELAWARE	TIER 2 62% Program Renewed	4	2	3	1	2	1
<u>Elementary Teacher Education</u> UNIVERSITY OF DELAWARE	TIER 2 59% Program Renewed	4	2	3	1	2	2
<u>Elementary Teacher Education/Middle School English</u> UNIVERSITY OF DELAWARE	TIER 2 56% Program Renewed	3	1	3	1	3	N/A**
<u>Elementary Teacher Education/ Middle School Mathematics</u> UNIVERSITY OF DELAWARE	TIER 2 62% Program Renewed	3	2	3	1	2	2
<u>Elementary Teacher Education/ Special Education</u> UNIVERSITY OF DELAWARE	TIER 2 56% Program Renewed	4	2	3	1	2	2

\*This program will be required to submit an action plan as outlined in the Educator Preparation Program Guide.

\*\*Domain not available. No metric calculated - fewer than ten (10) educators in sample.

PROGRAM NAME	OVERALL RATING / OVERALL PERCENT OF POINTS EARNED	RECRUITMENT	CANDIDATE PERFORMANCE	EMPLOYMENT & PLACEMENT	RETENTION	GRADUATE PERFORMANCE	PERCEPTIONS
<u>Exceptional Children and Youth – Master’s Plus Certification Program</u> UNIVERSITY OF DELAWARE	TIER 1 72% Program Renewed	3	2	1	1	2	1
<u>Foreign Language Education</u> UNIVERSITY OF DELAWARE	TIER 2 62% Program Renewed	3	2	3	1	2	N/A**
<u>Health and Physical Education</u> UNIVERSITY OF DELAWARE	TIER 2 63% Program No Longer Offered	4	2	3	1	2	N/A**
<u>Master of Arts in Teaching</u> UNIVERSITY OF DELAWARE	TIER 2 56% Program No Longer Offered	N/A**	2	1	3	3	N/A**
<u>Music Education</u> UNIVERSITY OF DELAWARE	TIER 2 56% Program Renewed	3	2	4	1	2	N/A**
<u>Secondary English Education</u> UNIVERSITY OF DELAWARE	TIER 2 62% Program Renewed	3	2	3	1	2	3

\*\*Domain not available. No metric calculated - fewer than ten (10) educators in sample.

PROGRAM NAME	OVERALL RATING / OVERALL PERCENT OF POINTS EARNED	RECRUITMENT	CANDIDATE PERFORMANCE	EMPLOYMENT & PLACEMENT	RETENTION	GRADUATE PERFORMANCE	PERCEPTIONS
<u>Secondary Social Studies Education</u> UNIVERSITY OF DELAWARE	TIER 2 56% Program Renewed	3	2	3	3	2	2
<u>Agricultural Education (Masters)</u> UNIVERSITY OF DELAWARE	Insufficient Data Available. Program Under Further Review.	This program did not generate a program report due to low enrollment in the program, limited hiring of program graduates in Delaware, or a combination of both factors.					
<u>Elementary Teacher Education/ English as a Second Language</u> UNIVERSITY OF DELAWARE	Insufficient Data Available. Program Under Further Review.	This program did not generate a program report due to low enrollment in the program, limited hiring of program graduates in Delaware, or a combination of both factors.					
<u>Elementary Teacher Education/Middle School Science</u> UNIVERSITY OF DELAWARE	Program Renewed	This program did not generate a program report due to low enrollment in the program, limited hiring of program graduates in Delaware, or a combination of both factors.					
<u>Elementary Teacher Education/ Middle School Social Studies</u> UNIVERSITY OF DELAWARE	Program Renewed	This program did not generate a program report due to low enrollment in the program, limited hiring of program graduates in Delaware, or a combination of both factors.					
<u>Exceptional Children and Youth - 4+1 Program (Masters)</u> UNIVERSITY OF DELAWARE	Program Renewed	This program did not generate a program report due to low enrollment in the program, limited hiring of program graduates in Delaware, or a combination of both factors.					

\*This program will be required to submit an action plan as outlined in the Educator Preparation Program Guide.

PROGRAM NAME	OVERALL RATING / OVERALL PERCENT OF POINTS EARNED	RECRUITMENT	CANDIDATE PERFORMANCE	EMPLOYMENT & PLACEMENT	RETENTION	GRADUATE PERFORMANCE	PERCEPTIONS
<u>Family and Consumer Science</u> UNIVERSITY OF DELAWARE	Insufficient Data Available. Program Under Further Review.	This program did not generate a program report due to low enrollment in the program, limited hiring of program graduates in Delaware, or a combination of both factors.					
<u>Foreign Language Education (Masters)</u> UNIVERSITY OF DELAWARE	Insufficient Data Available. Program Under Further Review.	This program did not generate a program report due to low enrollment in the program, limited hiring of program graduates in Delaware, or a combination of both factors.					
<u>Mathematics Education</u> UNIVERSITY OF DELAWARE	Program Renewed	This program did not generate a program report due to low enrollment in the program, limited hiring of program graduates in Delaware, or a combination of both factors.					
<u>Reading Education</u> UNIVERSITY OF DELAWARE	Insufficient Data Available. Program Under Further Review.	This program did not generate a program report due to low enrollment in the program, limited hiring of program graduates in Delaware, or a combination of both factors.					
<u>Science Education</u> UNIVERSITY OF DELAWARE	Program On Probation*	This program did not generate a program report due to low enrollment in the program, limited hiring of program graduates in Delaware, or a combination of both factors.					
<u>Teaching English as a Second Language (Masters)</u> UNIVERSITY OF DELAWARE	Program Renewed With Conditions*	This program did not generate a program report due to low enrollment in the program, limited hiring of program graduates in Delaware, or a combination of both factors.					
<u>Master of Arts in Teaching</u> WESLEY COLLEGE	TIER 2 61% Program Renewed	TIER 3	TIER 3	TIER 1	TIER 1	TIER 3	N/A**

\*This program will be required to submit an action plan as outlined in the Educator Preparation Program Guide.

PROGRAM NAME	OVERALL RATING / OVERALL PERCENT OF POINTS EARNED	RECRUITMENT	CANDIDATE PERFORMANCE	EMPLOYMENT & PLACEMENT	RETENTION	GRADUATE PERFORMANCE	PERCEPTIONS
<u>Elementary Education K-6</u> WESLEY COLLEGE	Program Renewed With Conditions*	This program did not generate a program report due to low enrollment in the program, limited hiring of program graduates in Delaware, or a combination of both factors.					
<u>Elementary Education K-6 / 5-8</u> WESLEY COLLEGE	Insufficient Data Available. Program Under Further Review.	This program did not generate a program report due to low enrollment in the program, limited hiring of program graduates in Delaware, or a combination of both factors.					
<u>Elementary Education K-6 / Special Education</u> WESLEY COLLEGE	Program Renewed With Conditions*	This program did not generate a program report due to low enrollment in the program, limited hiring of program graduates in Delaware, or a combination of both factors.					
<u>Master of Education</u> WESLEY COLLEGE	Insufficient Data Available. Program Under Further Review.	This program did not generate a program report due to low enrollment in the program, limited hiring of program graduates in Delaware, or a combination of both factors.					
<u>Physical Education K-12</u> WESLEY COLLEGE	Program On Probation*	This program did not generate a program report due to low enrollment in the program, limited hiring of program graduates in Delaware, or a combination of both factors.					
<u>Career and Technical Education (Masters)</u> WILMINGTON UNIVERSITY	TIER 1 74% Program Renewed	TIER 3	N/A**	TIER 1	TIER 1	TIER 2	N/A**

\*This program will be required to submit an action plan as outlined in the Educator Preparation Program Guide.

\*\*Domain not available. No metric calculated - fewer than ten (10) educators in sample.

PROGRAM NAME	OVERALL RATING / OVERALL PERCENT OF POINTS EARNED	RECRUITMENT	CANDIDATE PERFORMANCE	EMPLOYMENT & PLACEMENT	RETENTION	GRADUATE PERFORMANCE	PERCEPTIONS
<u>Bachelor of Science, Early Childhood Education (Birth - 2nd Grade)</u> WILMINGTON UNIVERSITY	TIER 2 62% Program No Longer Offered	2	4	2	1	2	3
<u>Elementary and Secondary School Counseling (Masters)</u> WILMINGTON UNIVERSITY	TIER 2 60% Program Renewed	1	3	4	1	2	N/A**
<u>Elementary Education (Grades K-6)</u> WILMINGTON UNIVERSITY	TIER 2 61% Program Renewed	3	3	1	1	2	3
<u>Elementary Studies (Masters)</u> WILMINGTON UNIVERSITY	TIER 3 54% Program Renewed with Conditions*	3	2	1	4	2	3
<u>ESOL Literacy (Masters)</u> WILMINGTON UNIVERSITY	TIER 2 63% Program No Longer Offered	3	2	2	1	2	N/A**
<u>Instruction: Gifted and Talented (Masters)</u> WILMINGTON UNIVERSITY	TIER 2 60% Program No Longer Offered	4	2	1	1	3	N/A**

\*This program will be required to submit an action plan as outlined in the Educator Preparation Program Guide.

\*\*Domain not available. No metric calculated - fewer than ten (10) educators in sample.



PROGRAM NAME	OVERALL RATING / OVERALL PERCENT OF POINTS EARNED	RECRUITMENT	CANDIDATE PERFORMANCE	EMPLOYMENT & PLACEMENT	RETENTION	GRADUATE PERFORMANCE	PERCEPTIONS
<u>Middle Level Education (Grades 6-8)</u> WILMINGTON UNIVERSITY	TIER 2 59% Program Renewed	2	2	2	3	2	3
<u>Reading (Masters)</u> WILMINGTON UNIVERSITY	TIER 1 71% Program Renewed	3	2	1	1	1	N/A**
<u>Master of Arts in Teaching, Secondary Teaching: Grades 7-12</u> WILMINGTON UNIVERSITY	TIER 2 55% Program Renewed	2	2	2	3	2	3
<u>Special Education (Masters)</u> WILMINGTON UNIVERSITY	TIER 2 57% Program Renewed	3	2	2	1	2	3
<u>Career and Technical Education</u> WILMINGTON UNIVERSITY	Program Renewed With Conditions*	This program did not generate a program report due to low enrollment in the program, limited hiring of program graduates in Delaware, or a combination of both factors.					
<u>Teaching and Learning (Masters)</u> WILMINGTON UNIVERSITY	Insufficient Data Available. Program Under Further Review.	This program did not generate a program report due to low enrollment in the program, limited hiring of program graduates in Delaware, or a combination of both factors.					

\*This program will be required to submit an action plan as outlined in the Educator Preparation Program Guide.

\*\*Domain not available. No metric calculated - fewer than ten (10) educators in sample.

PROGRAM NAME	OVERALL RATING / OVERALL PERCENT OF POINTS EARNED	RECRUITMENT	CANDIDATE PERFORMANCE	EMPLOYMENT & PLACEMENT	RETENTION	GRADUATE PERFORMANCE	PERCEPTIONS
<u>Alternative Routes to Certification</u> ALTERNATIVE ROUTE	TIER 2 55% Program Renewed	2	4	1	3	3	4
<u>Delaware Transitions to Teaching Partnerships</u> ALTERNATIVE ROUTE	TIER 2 56% Program No Longer Offered	2	2	1	3	3	N/A**
<u>Relay Graduate School of Education</u> ALTERNATIVE ROUTE	Program Renewed	This program did not generate a program report as it was recently established by the institution/provider and thus does not have sufficient performance history.					
<u>Teach For America</u> ALTERNATIVE ROUTE	TIER 2 59% Program Renewed	1	3	1	3	3	3

\*\*Domain not available. No metric calculated - fewer than ten (10) educators in sample.