

# STATE FINANCIAL AID IN DELAWARE

Sarah Pingel & Molly Sarubbi



**EDUCATION COMMISSION**  
OF THE STATES

Your education policy team.

College Affordability Summit

Dover, Delaware

June 2, 2017



# Who we are

---

The **essential, indispensable** member of any team addressing education policy.



# What we do

---

We believe in the power of **learning from experience** and we know informed policymakers create **better education policy**.



# How we do it

---

A black and white photograph of three people in an office setting. A woman on the left is looking at a laptop, a woman in the middle is looking towards the right, and a man on the right is looking down at a document.

**RESEARCH**

A black and white photograph of a man in a suit and tie, holding and reading a document.

**REPORT**

A black and white photograph of a group of people in a meeting, some standing and some sitting, engaged in discussion.

**CONVENE**

A black and white photograph of a man and a woman in professional attire, engaged in a conversation.

**COUNSEL**

# Agenda

- State Financial Aid 101
- Delaware's Aid Policy Environment
- Alternative State Examples
- State Financial Aid Redesign Principles & Recommendations

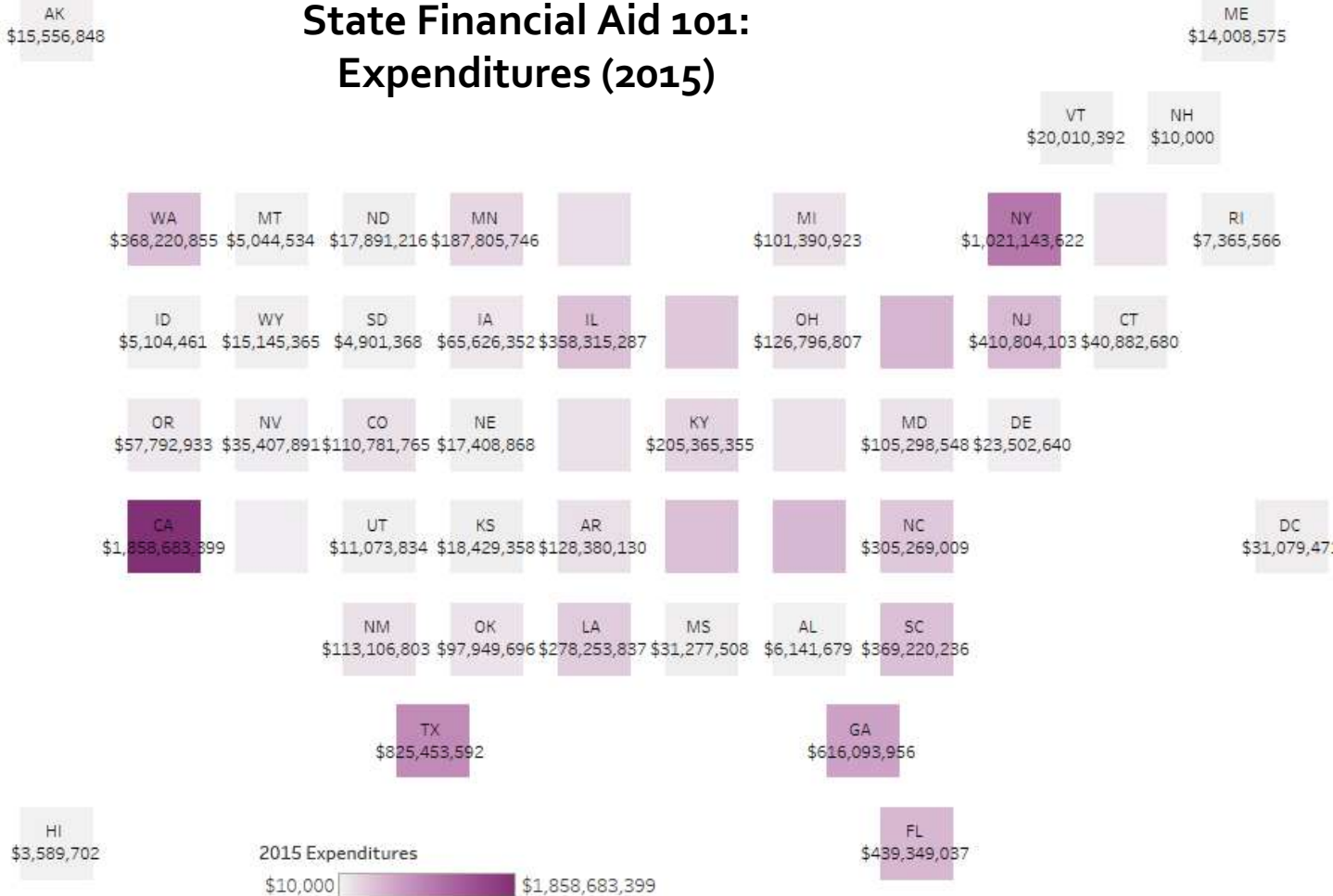


# State Financial Aid 101

- \$12.5 billion nationally across scholarships, grants, state-funded loans, work-study, etc. in 2015
- 4.6 million students served



# State Financial Aid 101: Expenditures (2015)

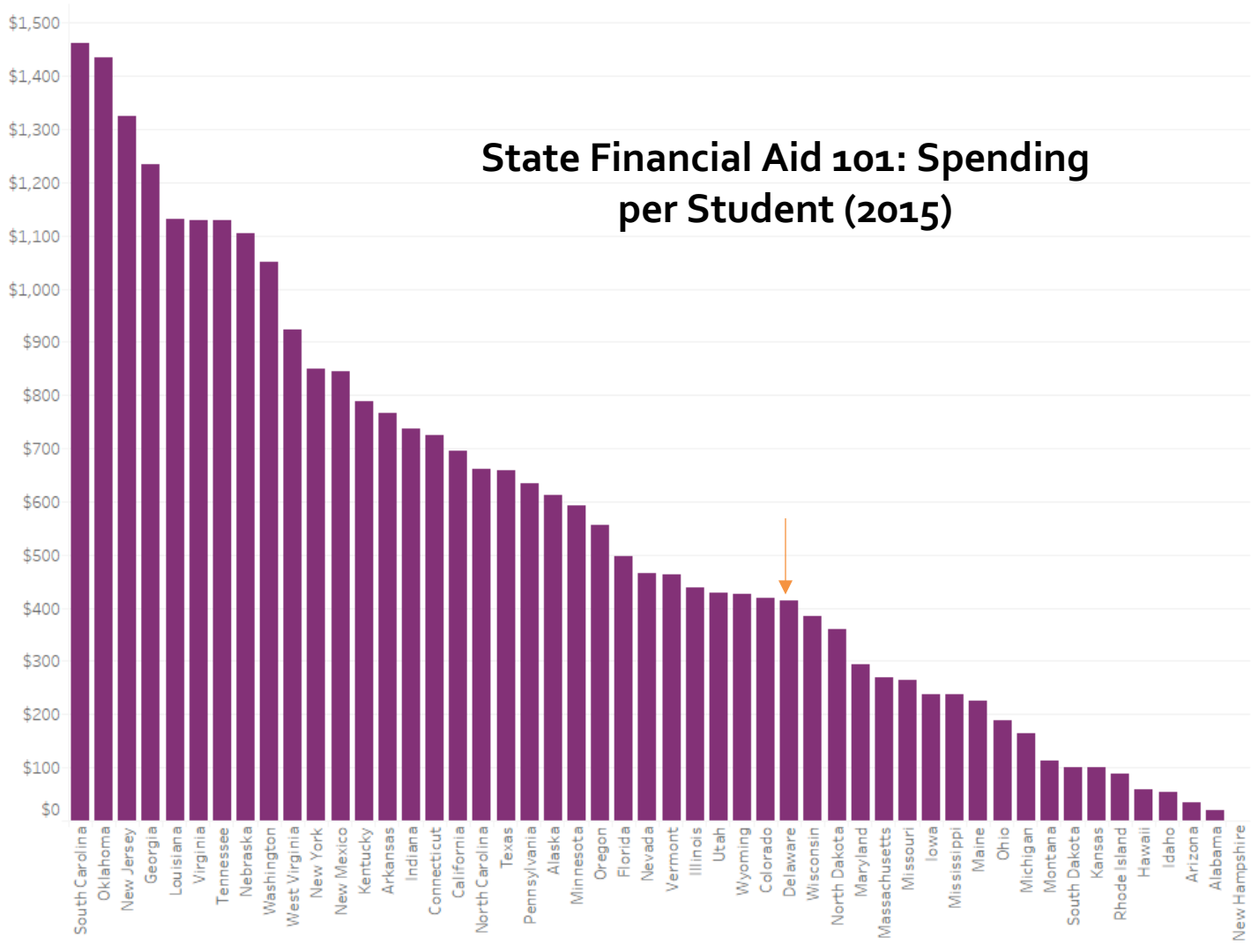


2015 Expenditures

\$10,000 \$1,858,683,399

# State Financial Aid 101: Spending per Student (2015)

Spending Per Enrollee in





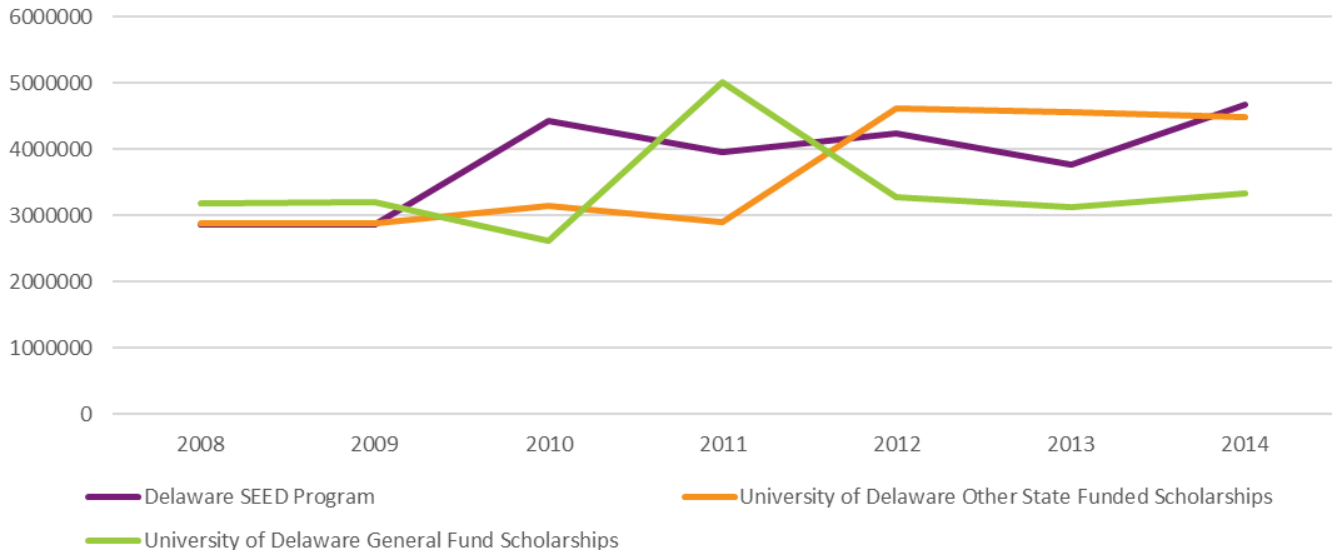
# Delaware's Aid Policy Environment



- In 2015, the state of Delaware funded 22 state financial aid programs
- Individual program expenditures ranged in size from over \$4 million to under \$25,000.
- In total, these programs served over 9,000 Delaware students.

# Historical expenditures in three main state aid programs

Historical Expenditures in Three Largest Aid Programs in Delaware



# State Comparisons

State	Total Student Enrollment	# Aid of Programs	Grant & Scholarship Expenditures	Recipients
Montana	43,848	6	\$5,044,534	5,397
Maine	49,646	1	\$14,008,575	18,068
Hawaii	49,939	2	\$3,589,702	1,643
<b>Delaware</b>	<b>52,278</b>	<b>22</b>	<b>\$23,502,640</b>	<b>9,688</b>
Nevada	66,564	2	\$35,407,891	25,462



# Similar: Hawaii



- One main state university system
- Financial aid is routed through the university system, not a state department of (higher) education
- Awards are made based on in-state high school graduation and achievement

# Different: Nevada



- Larger system of state universities, colleges, & community colleges coordinated through a system office
- Financial aid administered through system office
- In 2<sup>nd</sup> year of awarding need-based aid to college-ready students

# Similar in Terms of Spending

- Arizona (\$22.9 million)
  - ◆ High degree of institutional control
  - ◆ Aid funded through institutional tuition revenue with limited legislative support
- District of Columbia (\$23.5 million)
  - ◆ All district aid administered through centralized K12 focused agency
  - ◆ Aid focuses on needy high school graduates

# Four Redesign Principles for State Financial Aid

- Student-Centered
- Goal-Driven, Data Informed
- Timely and Flexible
- Broadly Inclusive



# PRINCIPLE 1: STUDENT CENTERED

## **Financial aid programs should be student centered:**

Aid programs designed around students and their needs set students up for successful outcomes.



- California
- Proactive recipient notification

- Oklahoma
- Early awarding/ notification





## PRINCIPLE 2: GOAL DRIVEN, DATA INFORMED

### **Financial aid programs should be goal driven and data informed:**

Aid programs should have a clearly defined and easily understood intent aligned with measurable state education and workforce goals.



- Minnesota
- Monitoring goals & institutional eligibility frameworks



- Mississippi
- Program consolidation

# PRINCIPLE 3: TIMELY AND FLEXIBLE

## **Financial aid programs should be timely and flexible:**

Aid programs should provide financial support to students when it can have the greatest impact on enrollment and persistence decisions.



- Oregon
- Reserving funds at multiple deadlines

- Tennessee
- Reconnect grants available without an application



# PRINCIPLE 4: BROADLY INCLUSIVE

**Financial aid programs should be broadly inclusive of all students' educational pathways:** Aid programs need to respond to the diverse enrollment options available to students.



- Illinois
- Pro-rating awards for part-time students



- Pennsylvania
- Flexibility for funding distance education

# Questions for Policymakers to Consider

- How can programs best be designed around student needs- both traditional and non traditional?
- Is there space for a conversation about state aid that includes a global look at all programs?

# Q&A

Sarah Pingel, Ed.D.  
Senior Policy Analyst

[spingel@ecs.org](mailto:spingel@ecs.org)

303.299.3695

 @sarah\_pingel

Molly Sarubbi  
Policy Researcher

[msarubbi@ecs.org](mailto:msarubbi@ecs.org)

303.299.3606

 @MollySarubbi

[www.ecs.org](http://www.ecs.org)