

eADAP
Electronic Alcohol and Drug
Administration Program

8th Grade High School Health Class

Coach Leeper

What is eADAP?

- **eADAP** is the acronym for the Electronic Alcohol and Drug Awareness Program.
- What is the difference between ADAP and **eADAP**?
 - ADAP is the traditional course taught in a classroom setting.

Why do I need this program?

- In Georgia, teens under the age of 18 are required by law to show proof that they have completed **ADAP** in order to obtain their Class D driver's license.

Go to search engine and type in eADAP

The Google logo is displayed in its standard multi-colored font.

Search Google or type a URL



Web Store



Add shortcut

The Google logo is displayed in its standard multi-colored font.

eADAP

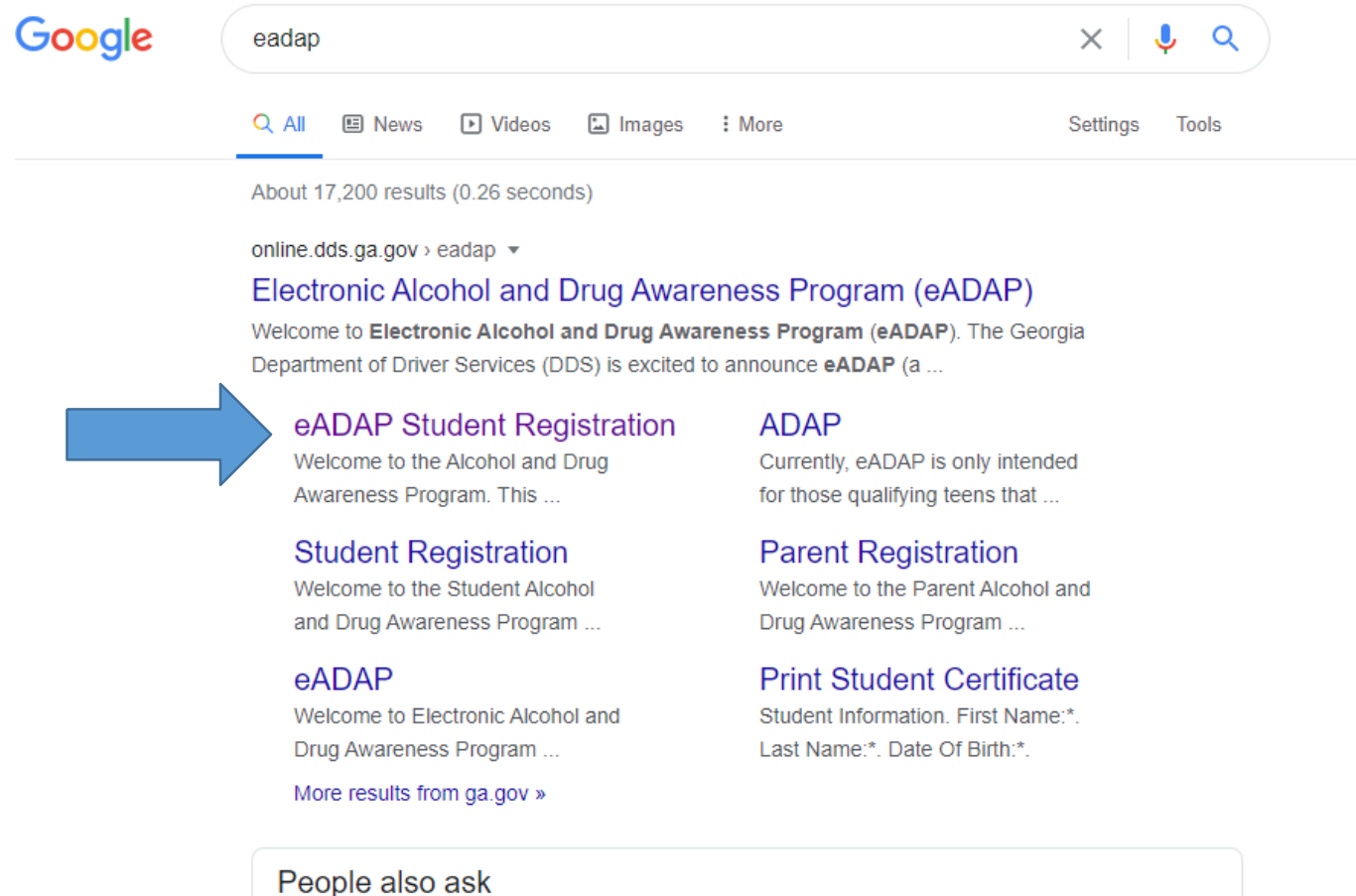


Web Store



Add shortcut

Click on eADAP Student Registration




Google eadap

All News Videos Images More Settings Tools

About 17,200 results (0.26 seconds)

online.dds.ga.gov › eadap ▾

Electronic Alcohol and Drug Awareness Program (eADAP)
Welcome to **Electronic Alcohol and Drug Awareness Program (eADAP)**. The Georgia Department of Driver Services (DDS) is excited to announce **eADAP** (a ...

	<p>eADAP Student Registration Welcome to the Alcohol and Drug Awareness Program. This ...</p> <p>Student Registration Welcome to the Student Alcohol and Drug Awareness Program ...</p> <p>eADAP Welcome to Electronic Alcohol and Drug Awareness Program ...</p> <p>More results from ga.gov »</p>	<p>ADAP Currently, eADAP is only intended for those qualifying teens that ...</p> <p>Parent Registration Welcome to the Parent Alcohol and Drug Awareness Program ...</p> <p>Print Student Certificate Student Information. First Name:*. Last Name:*. Date Of Birth:*</p>
---	--	---

People also ask

Fill in YOUR information using sample



Licenses Drivers Info Online Services Locations FAQs Business Partners Regulated Programs About Us

- About eADAP
- Print Student Certificate
- Student Registration
- Parent Registration **New**
- Student Login (Course)
- Parent Login (Course)
- Frequently Asked Questions

Student ADAP Registration

Student Registration

Welcome to the Alcohol and Drug Awareness Program

This registration option is designed for teens that are home-schooled, attend a school that does not offer ADAP, have completed high school, pursuing or have obtained a GED.

Enrollee Information

Enrolled On: 11/17/2020 9:20:36 AM

Please indicate your reason for enrollment in eADAP

- I am a home school student.
- My school does not offer ADAP.
- I am pursuing a GED
- I have completed high school/obtained a GED.
- Other

First Name:*	<input type="text" value="Sample"/>	Middle Name:	<input type="text"/>
Last Name:*	<input type="text" value="Student"/>	Suffix:	<input type="text"/>
Date of Birth:*(mm/dd/yyyy)	<input type="text" value="07/07/2000"/>	Gender:*	<input type="text" value="Female"/>
SSN (Last four digits):*	<input type="text" value="0000"/>		
Address:	<input type="text" value="123 Happy Lane"/>		
City:*	<input type="text" value="Brunswick"/>		
State:	<input type="text" value="GA"/>	Zip:	<input type="text" value="31525"/>
Email:*	<input type="text" value="samstudent@gmail.com"/>	Confirm Email:*	<input type="text" value="samstudent@gmail.com"/>
Telephone Number:	<input type="text" value="912-222-1234"/>	<input type="text" value="(xxx-xxx-xxxx)"/>	

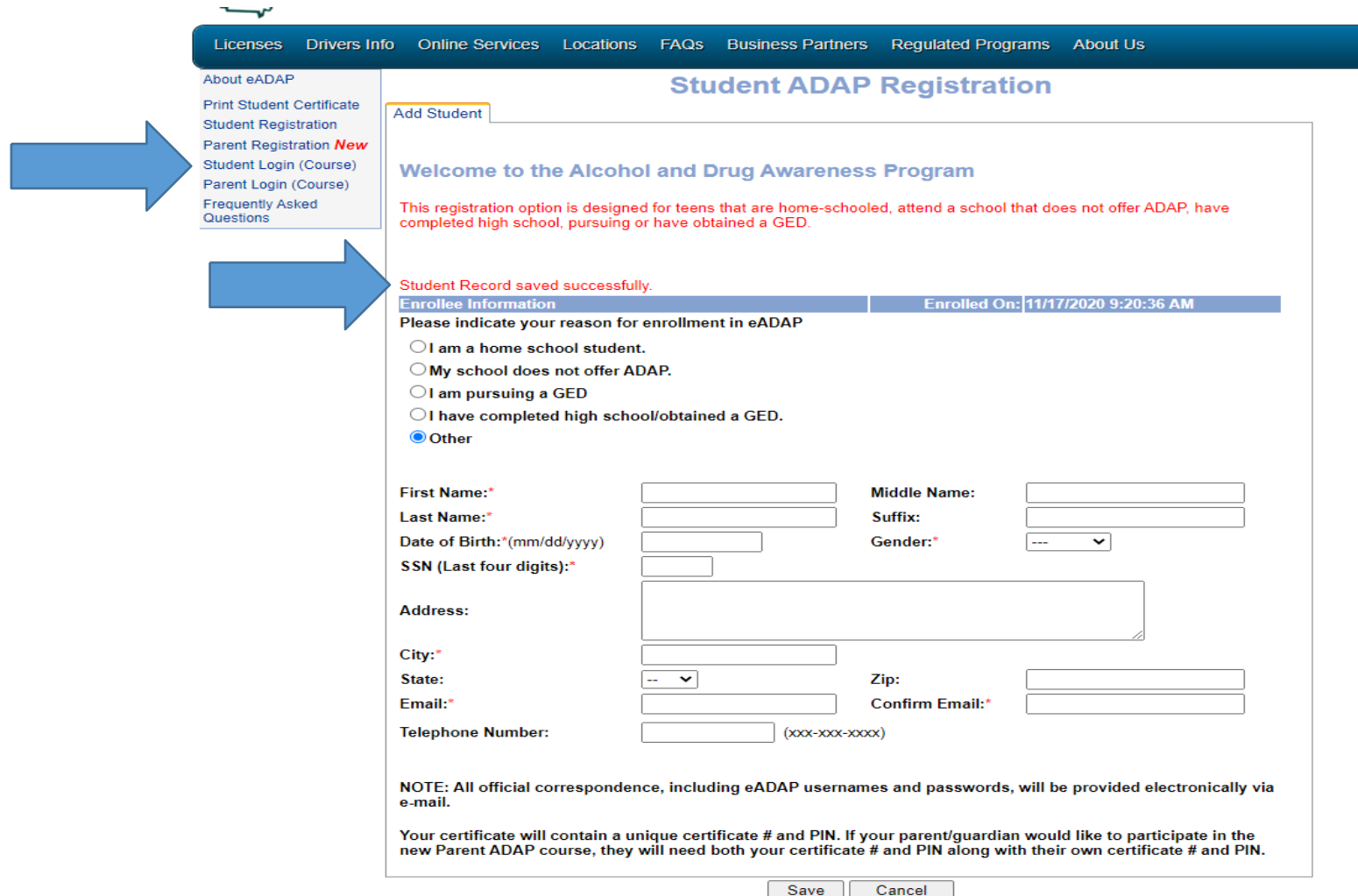
NOTE: All official correspondence, including eADAP usernames and passwords, will be provided electronically via e-mail.

Your certificate will contain a unique certificate # and PIN. If your parent/guardian would like to participate in the new Parent ADAP course, they will need both your certificate # and PIN along with their own certificate # and PIN.

Save

Cancel

Once saved successfully go to Student login



Licenses Drivers Info Online Services Locations FAQs Business Partners Regulated Programs About Us

About eADAP
Print Student Certificate
Student Registration
Parent Registration **New**
Student Login (Course)
Parent Login (Course)
Frequently Asked Questions

Student ADAP Registration

Add Student

Welcome to the Alcohol and Drug Awareness Program

This registration option is designed for teens that are home-schooled, attend a school that does not offer ADAP, have completed high school, pursuing or have obtained a GED.

Student Record saved successfully.

Enrollee Information Enrolled On: 11/17/2020 9:20:36 AM

Please indicate your reason for enrollment in eADAP

I am a home school student.
 My school does not offer ADAP.
 I am pursuing a GED
 I have completed high school/obtained a GED.
 Other

First Name:* Middle Name:
Last Name:* Suffix:
Date of Birth:*(mm/dd/yyyy) Gender:*
SSN (Last four digits):*

Address:

City:*
State: Zip:
Email:* Confirm Email:*
Telephone Number: (xxx-xxx-xxxx)

NOTE: All official correspondence, including eADAP usernames and passwords, will be provided electronically via e-mail.

Your certificate will contain a unique certificate # and PIN. If your parent/guardian would like to participate in the new Parent ADAP course, they will need both your certificate # and PIN along with their own certificate # and PIN.

Save Cancel

Enter your email and password



Department of Driver Services E-Learning

samstudent@gmail.com

.....

Remember username

Log in

Print Certificate

If you are an existing student and have completed the final exam, please [click here](#) to print your certificate.

Is this your first time here?

If you are a first time user and need to create an account please [Click Here](#) and click on the student registration link.

Cookies must be enabled in your browser

Password is the first four letters of your last name and your date of birth 2 digit month and 2 digit date ex. stud0707

Click on the highlighted section to begin



The screenshot displays the user interface of the Georgia Department of Driver Services (DDS). On the left, a vertical navigation menu includes links for Home, Dashboard, Calendar, Private files, My courses, and eADAPStudent. The 'Home' link is highlighted with a green background. The main content area features the DDS logo and the text 'My courses' in orange. Below this, a blue arrow points to a white box containing the text 'Alcohol and Drug Awareness Program (eADAP)'.

Complete each required section click on instructions page

The screenshot displays the eADAPStudent interface. On the left is a sidebar with navigation options: eADAPStudent, Badges, Competencies, Grades, Instructions (Student eADAP), Course Modules, Home, Dashboard, Calendar, Private files, My courses, and eADAPStudent. A blue arrow points to the 'Instructions Page' link in the 'Instructions (Student eADAP)' section of the sidebar.

The main content area features the DDS Georgia Department of Driver Services logo at the top. Below it is the title 'Alcohol and Drug Awareness Program (eADAP)' and a breadcrumb trail: Home / My courses / eADAPStudent. The section is titled 'Instructions (Student eADAP)' with a 'Your progress' indicator. A blue banner reads 'Welcome to Alcohol and Drug Awareness Program (eADAP) Training'. Below this, the 'Instructions Page' is listed as a document icon. Underneath, there are two 'Restricted' notices: 'Not available unless: The activity Instructions Page is marked complete' and 'Not available unless: The activity Student Agreement is marked complete'. The 'Course Modules' section follows, listing 'TADRA', 'Module 1 Review Lesson', and 'Module 1 Quiz', each with a 'Restricted' notice: 'Not available unless: The activity Pre Test is marked complete', 'Not available unless: The activity TADRA is marked complete', and 'Not available unless: The activity Module 1 Review Lesson is marked complete' respectively.

Scroll to the bottom and click on student agreement

Alcohol and Drug Awareness Program (eADAP)

Home / My courses / eADAPStudent / Instructions (Student eADAP) / Instructions Page

Welcome to eADAP
About Georgia's Alcohol and Drug Awareness Program (ADAP)

By law, teens under the age of 18 are required to successfully complete ADAP in order to obtain their Class D Georgia driver's license.

Most teens complete ADAP through their high school, usually during their freshman year.

In some instances, however, teens may not be able to complete ADAP through their high school. This is especially true of teens that are home-schooled, have moved to Georgia from another state, or were absent from school when the ADAP course was taught. In the past, these teens have relied exclusively on "make up" classes taught by certified instructors at various locations around the state.

The eADAP course is designed for teens who are not able to take the traditional classroom ADAP course at their high school or opt not to attend a "make up" class.

System Requirements

Your computer resolution should be 1024x768 pixels to get better results.
You need to install Silverlight to view the video "Driving Ambition". Please [Click Here](#) to install the software or when you access the video, it will prompt you to install the software on your computer.

How eADAP course works:-

1. The course outline is depicted below.
2. The course is divided into a Pre-Test, four Modules (each of which has a Module Review and Module Quiz), and a Final Exam.
3. You must take the Pre-Test before beginning the first Module. **You must answer at least one question correctly in the Pre-Test in order to advance to the first Module.**
4. Modules, the Module Review, and Module Quizzes will be visible only when you have completed the previous Modules.
5. You may take notes or print the course material. You may also refer to your notes when taking the End of Module Quiz or Final Examination.
6. You must score 70% or better on the Final Exam in order to print your certificate. If you do not score 70% or better in the first attempt, you may reattempt the quiz up to two more times.
7. You will also be required to watch a video entitled *Driving Ambition*.
8. Please remember the following:
 - You must spend the allotted time reviewing each module before proceeding. Exiting the module before time has lapsed will cancel all progress, and the module must be started from the beginning.
 - A timer is located on the far right side of the screen in each Module. To view the timer, scroll to the right side of the screen.
 - You must complete the course within 30 days of receiving your username and password.
 - You have only three attempts to successfully pass the final examination. **Once you successfully pass the final exam, you can print your certificate by going to the eADAP link located in the top left-hand corner of the page.**

The eADAP course is designed for teens who are not able to take the traditional classroom ADAP course at their high school or opt not to attend a "make up" class.

System Requirements

Your computer resolution should be 1024x768 pixels to get better results.
You need to install Silverlight to view the video "Driving Ambition". Please [Click Here](#) to install the software or when you access the video, it will prompt you to install the software on your computer.

How eADAP course works:-


1. The course outline is depicted below.
2. The course is divided into a Pre-Test, four Modules (each of which has a Module Review and Module Quiz), and a Final Exam.
3. You must take the Pre-Test before beginning the first Module. **You must answer at least one question correctly in the Pre-Test in order to advance to the first Module.**
4. Modules, the Module Review, and Module Quizzes will be visible only when you have completed the previous Modules.
5. You may take notes or print the course material. You may also refer to your notes when taking the End of Module Quiz or Final Examination.
6. You must score 70% or better on the Final Exam in order to print your certificate. If you do not score 70% or better in the first attempt, you may reattempt the quiz up to two more times.
7. You will also be required to watch a video entitled *Driving Ambition*.
8. Please remember the following:
 - You must spend the allotted time reviewing each module before proceeding. Exiting the module before time has lapsed will cancel all progress, and the module must be started from the beginning.
 - A timer is located on the far right side of the screen in each Module. To view the timer, scroll to the right side of the screen.
 - You must complete the course within 30 days of receiving your username and password.
 - You have only three attempts to successfully pass the final examination. **Once you successfully pass the final exam, you can print your certificate by going to the eADAP link located in the corner of the page.**

Module Outline

- Georgia Law and Issuance for Teen Drivers
- Safe Driving
- Drugs and Driving
- Alcohol and Driving
- Driving Ambition Video

If you need technical support or have any questions, please email eadapupport@dds.ga.gov.

Accept Student Agreement below to start the course.



Click yes and submit




Alcohol and Drug Awareness Program (eADAP)

[Home](#) / [My courses](#) / [eADAPStudent](#) / [Instructions \(Student eADAP\)](#) / [Student Agreement](#)

Student Agreement

Do you have your parent or legal guardian's permission to take eADAP? (If so, click "YES" to enter the course. If "NO", obtain permission before beginning the course.)

 YES NO



Click continue

Alcohol and Drug Awareness Program (eADAP)

[Home](#) / [My courses](#) / [eADAPStudent](#) / [Instructions \(Student eADAP\)](#) / [Student Agreement](#) / [Continue](#)

Student Agreement

Do you have your parent or legal guardian's permission to take eADAP? (If so, click "YES" to enter the course. If "NO", obtain permission before beginning the course.)

Your answer :

YES

Response:



Continue



Click on return to eADAP

Alcohol and Drug Awareness Program (eADAP)

[Home](#) / [My courses](#) / [eADAPStudent](#) / [Instructions \(Student eADAP\)](#) / [Student Agreement](#)

Student Agreement

Congratulations - end of lesson reached

Your score is 1 (out of 1).

Your current grade is 100.0 out of 100

[Return to Alcohol and Drug Awareness Program \(eADAP\)](#) [View grades](#)



Click on pre-test



Alcohol and Drug Awareness Program (eADAP)
Home / My courses / eADAPStudent

Instructions (Student eADAP) Your progress

Welcome to Alcohol and Drug Awareness Program (eADAP) Training

- Instructions Page
- Student Agreement
- Pre Test

Course Modules

- TADRA
Restricted Not available unless: The activity **Pre Test** is marked complete
- Module 1 Review Lesson
Restricted Not available unless: The activity **TADRA** is marked complete.
- Module 1 Quiz
Restricted Not available unless: The activity **Module 1 Review Lesson** is marked complete
- Traffic Laws and Safe Driving Lesson
Restricted Not available unless: The activity **Module 1 Quiz** is marked complete

Click on attempt quiz now

Alcohol and Drug Awareness Program (eADAP)

[Home](#) / [My courses](#) / [eADAPStudent](#) / [Instructions \(Student eADAP\)](#) / [Pre Test](#)

Pre Test

Attempts allowed: 1



Attempt quiz now

Complete Pre-test and click finish attempt

Carols: (878) 415-8745 | Email: eLBA-support@das.ga.gov

Not yet answered
Marked out of 5.00
Flag question

Select one:

- a. Anti-Drug and Alcohol Program
- b. Adolescent Drug Abuse Program
- c. Alcohol and Drug Awareness Program
- d. None of the above

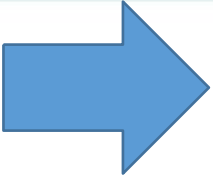
dent

Question 20
Not yet answered
Marked out of 5.00
Flag question

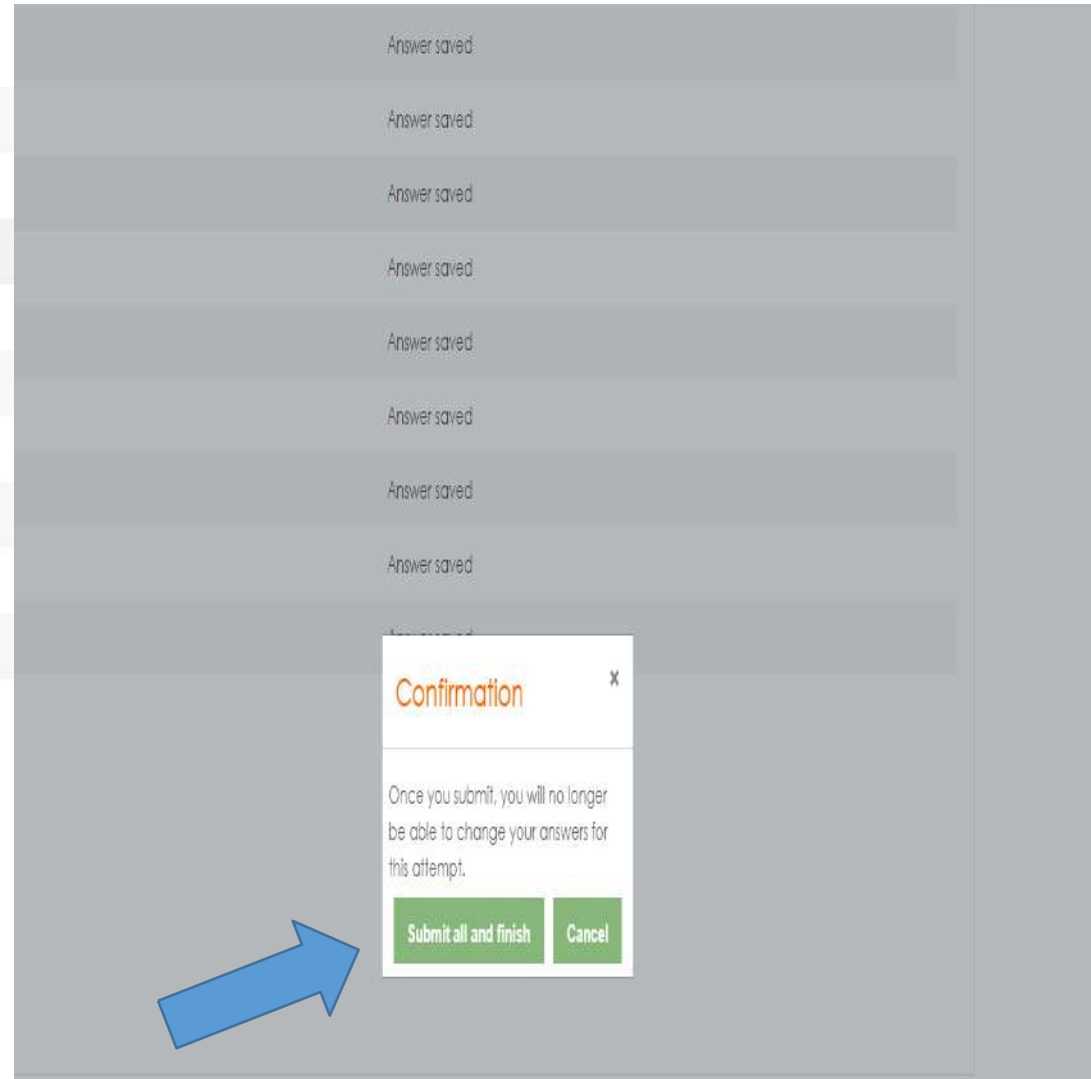
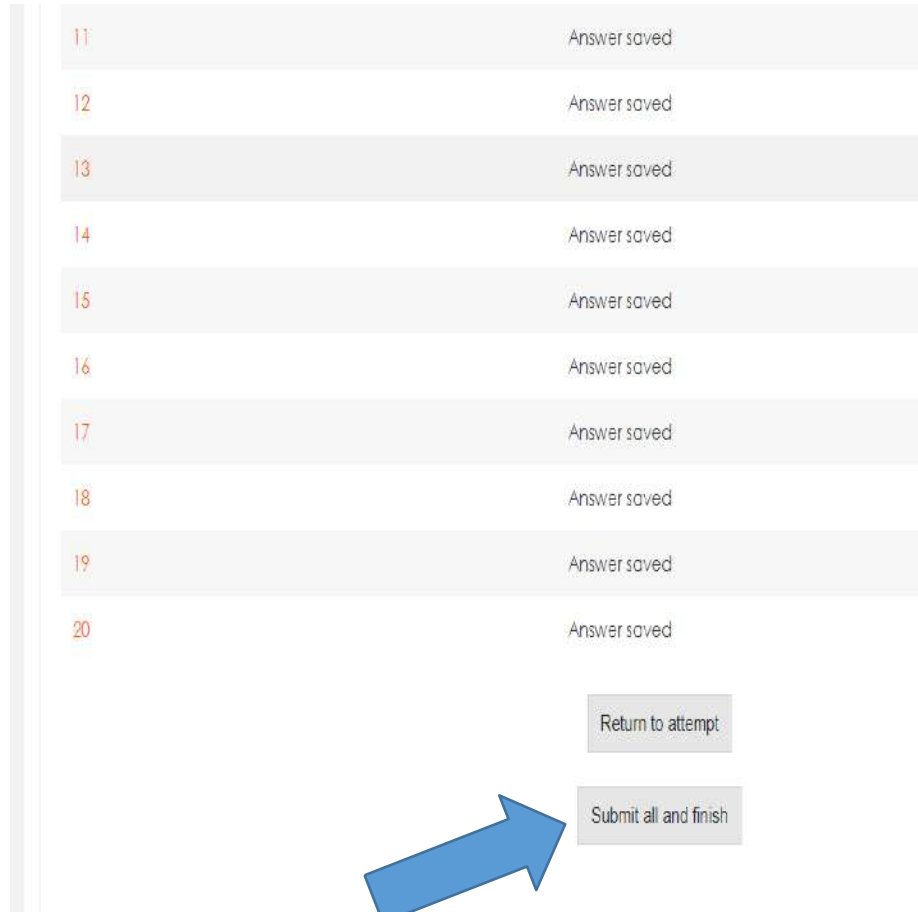
According to the Centers for Disease Control and Prevention, drug overdoses are the leading cause of death for U.S. teens, accounting for more than one in three deaths in this age group.

Select one:

- True
- False

 Finish attempt ...

On the next screen scroll down and click submit all and finish



Click back to course

Alcohol and Drug Awareness Program (eADAP)

[Home](#) / [My courses](#) / [eADAPStudent](#) / [Instructions \(Student eADAP\)](#) / [Pre Test](#)

Pre Test

Attempts allowed: 1

Summary of your previous attempts

State	Grade / 100.00	Review
Finished Submitted Monday, 30 November 2020, 8:49 AM	50.00	Review

Your final grade for this quiz is 50.00/100.00.

No more attempts are allowed



[Back to the course](#)

Click on TADRA

Alcohol and Drug Awareness Program (eADAP)

Home / My courses / eADAPStudent


Instructions (Student eADAP) Your progress

Welcome to Alcohol and Drug Awareness Program (eADAP) Training

- Instructions Page
- Student Agreement
- Pre Test

Course Modules

- TADRA
- Module 1 Review Lesson
Restricted Not available unless: The activity **TADRA** is marked complete
- Module 1 Quiz
Restricted Not available unless: The activity **Module 1 Review Lesson** is marked complete
- Traffic Laws and Safe Driving Lesson
Restricted Not available unless: The activity **Module 1 Quiz** is marked complete
- Module 2 Review
Restricted Not available unless: The activity **Traffic Laws and Safe Driving Lesson** is marked complete
- Module 2 Quiz



When each section is complete a blue check will appear and the next section will become available

Read slide show and then wait until time remaining says “Time is up”

Alcohol and Drug Awareness Program (eADAP)

Home / My courses / eADAPStudent / Course Modules / TADRA

TADRA

You must spend 30 mins reviewing this module before proceeding. Exiting the module before time has lapsed will cancel all progress, and the module must be started from the beginning.

Slide 01

DDS
GEORGIA DEPARTMENT
OF DRIVER SERVICES

Georgia

eADAP

**Alcohol and Drug Awareness Program
Online Course**

Time remaining

0:27:32

If you close this section or try to finish before the time is up it WILL restart your time back to 30:00

Alcohol and Drug Awareness Program (eADAP)

[Home](#) / [My courses](#) / [eADAPStudent](#) / [Course Modules](#) / [TADRA](#)

TADRA

You must spend 30 mins reviewing this module before proceeding. Exiting the module before time has lapsed will cancel all progress, and the module must be started from the beginning. ✕

Slide 01



eADAP

Alcohol and Drug Awareness Program Online Course



Time remaining

Time is up

Click on Review lesson



Alcohol and Drug Awareness Program (eADAP)

[Home](#) / [My courses](#) / [eADAPStudent](#) / [Course Modules](#) / [TADRA](#)

TADRA

You finished the lesson.

Congratulations - end of lesson reached

Please continue to the next lesson.

[Go to Module 1 Review Lesson](#) [Return to Alcohol and Drug Awareness Program \(eADAP\)](#) [View grades](#)





Click on end lesson and on the next page click module 1 quiz

Module 1 Review

- TADRA is Georgia's Teenage and Adult Driver Responsibility Act.
- Young, inexperienced drivers ages 16 to 24 have a higher rate of crashes, injuries, and fatalities than do drivers over the age 24.
- TADRA involves an intense, three-step educational process that allows the young driver to gain more experience behind-the-wheel

End of Lesson



Alcohol and Drug Awareness Program (eADAP)

Home / My courses / eADAPStudent / Course Modules / Module 1 Review Lesson

Module 1 Review Lesson

Congratulations - end of lesson reached

Well done!

[Go to Module 1 Quiz](#) [Return to Alcohol and Drug Awareness Program \(eADAP\)](#) [View grades](#)



Click on attempt quiz now



Alcohol and Drug Awareness Program (eADAP)

[Home](#) / [My courses](#) / [eADAPStudent](#) / [Course Modules](#) / [Module 1 Quiz](#)

Module 1 Quiz

Attempts allowed: 1



Attempt quiz now

At the end of the section there will be a 5 question quiz that must be completed

Once complete return to course modules and complete the next section



Instructions (Student eADAP) Your progress

Welcome to Alcohol and Drug Awareness Program (eADAP) Training

- Instructions Page
- Student Agreement
- Pre Test

Course Modules

- TADRA
- Module 1 Review Lesson
- Module 1 Quiz
- Traffic Laws and Safe Driving Lesson
- Module 2 Review
- Restricted Not available unless: The activity **Traffic Laws and Safe Driving Lesson** is marked complete
- Module 2 Quiz
- Restricted Not available unless: The activity **Module 2 Review** is marked complete
- Alcohol & Drug Awareness Program
- Restricted Not available unless: The activity **Module 2 Quiz** is marked complete
- Module 3 Review
- Restricted Not available unless: The activity **Alcohol & Drug Awareness Program** is marked complete
- Module 3 Quiz
- Restricted Not available unless: The activity **Module 3 Review** is marked complete



Complete each section the same way

- At the very end is the Final Exam, and you must score a 70 or above to pass
- You get 3 chances only to pass
- if not, you will have to start over the entire eADAP from the beginning

This means you must go back to student registration and re-register using a different email the second time

Once you have pass print out 2 copies of the ADAP certificate- one for you to keep and one to file in your permanent school record

I lost my original ADAP certificate. Can I print a replacement certificate from eADAP?

- Yes, but only if you took the course online through eADAP. If you took ADAP through your school or a make up class, you will need to obtain a replacement certificate from the instructor that taught your ADAP class

How Do I Get a Learners Permit (Class CP) ?

- **Basic Requirements**

- Applicants must be at least 15 years of age.

- **Plan Ahead**

- All Customers visiting a center must fill out the required License/ID/Permit form and schedule an appointment. Once submitted, the form is valid for 60 days.

(<https://online.dds.ga.gov/onlineservices/preapply/>)

- <https://dds.georgia.gov/how-do-i-learners-permit>

What do I need to bring with me to the DMV?

- Documentation showing your identity, residential address, full social security number, and U.S. citizenship or proof of lawful status in the United States. Please refer to [Real ID Requirements](#) for more information.
 - BIRTH CERTIFICATE and
 - SOCIAL SECURITY CARD
- You must provide proof of school enrollment: (All documents must contain the first and last name of the customer.)
- A Georgia DDS Certificate of School Enrollment (DS-1) . The form must be completed and dated within the past six (6) months;

Glynn Academy and Brunswick High

Go to the Attendance office, and you must pay a fee to have them complete this form