

Dutchtown Middle School



Band Handbook

155 Mitchell Rd.
Hampton, GA 30228

Phone: 770-515-7500 ext. 309
Fax: 770-515-7505

Michael A. Simmons Jr., Band Director
michael.simmons@henry.k12.ga.us

Shawana Griffin, Principal

Yolanda Oatts, 8th Grade Assistant Principal

Nicole Grant, 7th Grade Assistant Principal

Derrick Hicks, 6th Grade Assistant Principal

Mary Elizabeth Davis, Superintendent
Henry County Schools

TABLE OF CONTENTS

Section 1: Introduction

Welcome

Section 2: Membership

Philosophy

Requirements/Expectations

Beginning Band

Concert Band

Symphonic Band (Honor Band)

Other Ensembles

Attitude

Grading

Attendance/Absence from Performance

Fundraising

Band Office/Telephone Usage

Section 3: Structure

Code of Conduct

Classroom Procedures

Band Rules

Rehearsal/Performance Procedures

Guest Conductors/Instructors

Bulletin Boards

Band Lockers/Cubbies

Instrument/Supplies/Repairs

Music Care

Band Trips

Uniform Information

Private Lessons and Music Store

Festivals (LGPE) Large Group Performance Evaluation

Section 4: Band Parents/Chaperones

Parents

Chaperones

Section 5: Practice Rooms, Playoffs and Practice Schedule

Practice Rooms

Playoffs

Practice Routine

Section 6: Grading Policy

Beginning Band

Intermediate Band

Advanced Band

Section 7: Supplies and Method Books

Band Fees

Section 8: Forms and Documents

Forms and Documents



Dear Bulldog Band Students and Parents,

Welcome to the Dutchtown Middle School Band Program. Congratulations on joining a tradition of excellence. Whether or not you are interested in a career in music, the instruction you will receive in this program will prepare you to be successful in your future activities – musical and otherwise. More importantly, you will be able to improve yourself and your musical expression. The DMS Band Program strives to improve your practice and study habits, while always leaving time for yourself, your loved ones, and other organizations.

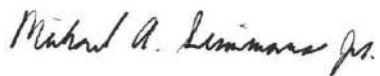
The Bulldog Band gives you the ability to achieve and progress as individuals and as a team (band). This gives us the ability to organize ourselves and achieve our goals. Each member learns to rely on one another for musical standards, strong character, and a sense of responsibility to our ensemble.

The intent of this handbook is to render valuable information about the Band Program at DMS. The DMS Band features a Wind Ensemble, Symphonic Band, Concert Band, Beginning Band, Pep Band and Jazz Band. We have tried to cover every aspect of the program. Each student is responsible for knowing the information placed in the handbook.

The DMS Band Handbook describes the fundamental aspects of the DMS Band Program. Included in the handbook are specific descriptions as to what is expected of all members of the DMS Band during rehearsal and performance situations. To be a successful member, each student should thoroughly study this manual, and understand each topic discussed.

I am excited and ready to see each of you become a part of the program. We have many things planned for this year, and your participation is important to our success. Take everything in this handbook seriously because understanding these things will be the success of our year. Again, get ready for a great year.

Sincerely,

A handwritten signature in cursive script that reads "Michael A. Simmons, Jr.".

Mr. Michael A. Simmons, Jr.
Band Director
michael.simmons@henry.k12.ga.us
770-515-7700 ext. 309

Section 2: Membership

Philosophy and Tradition

The Dutchtown Middle School Band is in the process of developing a rewarding tradition of excellence. You, in becoming a member of this organization, take on the responsibility of continuing our legacy. You will only be able to do this through dedication, perseverance, and hard work.

The DMS Band program is dedicated to providing educational opportunities for its students in the performing arts. All educational activities will take place in an environment which promotes social and creative development of our students. In addition, it is our belief that the process is just as important as the product. This means that you learn while you work, not when the process is over.

Mission Statement

The mission of the Dutchtown Middle School Band to provide students with an opportunity for musical expression through instrumental music. Our program is competitive and college driven, with the expectation that all students are working forwards attending college, and will be prepared to audition for a college band program and receive a scholarship in music.

Vision Statement

"A successful attitude will breed successful behavior, which instills successful habits, which will result in **SUCCESS!!!!**"

Commitment

Success is not measured by what we start, but rather by what we complete. In music, every student is expected to play an entire composition from beginning to end. Even though there maybe errors in the performance, you would not see an individual simply stop and put his or her instrument away. The important qualities of tenacity and persistence establish habits for a positive and productive way of living. Success breeds success in every avenue of life. Therefore, a successful and well-trained musician will tackle life with the knowledge of "what it takes to get there," and the wisdom of "what it brings to life."

Attitude

You **MUST** have a **POSITIVE** attitude to be a productive member of The JCMHS Band. Attitude always comes before individual skills. If your attitude is not positive or you are not doing your personal best, you should not be a part of our select organization. Those who have pride in themselves will project a positive mental attitude.

Membership Requirements

All students must maintain a 2.0 GPA during the previous marking period. These are minimum requirements, and most students will exceed them with ease; however, it is important to remember that one ineligible student can lower the performance level of the Band by his/her absence. As a student you must obey the rules of the class.

Also, you are students first and band members second. You attend school to get a proper education, not to be in the band. Academics is our #1 priority and you must keep your grades up in the core academic classes. If you are below average in any subject, you will be put on academic probation from the band and may not be allowed to participate in any band performance. The band director will check grades at the end of each marking period.

Beginning Band

The BEGINNING BAND is a full year class and is open to students in the 6th grade



who have had little or no experience in instrumental instruction. All students will choose wind instruments with the aid of the director. These classes focus on producing quality sounds and developing basic playing technique. Basic concepts such as proper embouchure, hand position, listening skills, and breathing skills will be emphasized. These courses also teach music reading skills, rhythmic concept, ear-training, and some basic music theory. The BEGINNING BAND is a class that meets on a regular basis and will perform an end of the year concert. Private study is strongly encouraged for individual attention and to accelerate progress. Thirty minutes a day of home practice is expected.

Intermediate Band

The INTERMEDIATE BAND is a full year class and is open to students in the 7th and 8th grade depending on ability. In the INTERMEDIATE BAND, students develop technique, extended ranges, knowledge of many keys, and sight-reading skills. It consists of modern band instrumentation, playing music appropriate to the skill level of the students and providing instruction in advanced instrumental skills such as instrumental technique, small ensemble performance, solo performance as well as an emphasis on fundamental concepts of rhythm, tone production, ensemble balance and blend, and overall ensemble sonority. Private study is strongly encouraged. Thirty minutes a day of home practice is expected.



Advanced Band

The ADVANCED BAND is a full year class and is open to students in the 7th and 8th grade, depending on ability. Advanced technique, mature tone quality, extended ranges, advanced rhythmic and metric reading, expressive playing, and individual musicianship are emphasized in these classes. Development of ensemble playing skills is a daily focus in rehearsal, while individual responsibility for parts shifts to the student. The ADVANCED BAND is a class that meets every school day and performs various concerts and festivals each year. Private study is strongly encouraged. Thirty minutes a day of home practice is expected.

Other Ensembles

DMS Band program offers additional ensembles that meet before and after school throughout the course of the year. Often, the creation and coordination of these ensembles are based on student interest and attendance. Such ensembles are pep band, jazz band, percussion ensemble, woodwind ensemble, brass ensemble, and all like instrument choirs. (ex. clarinet choir, trumpet choir, tube/euphonium ensemble, etc). The pep band is designed to allow students to express themselves musically through a disciplined and organized environment, and promote school spirit. The music will consist of popular music and school spirit songs. The pep band will perform at basketball games and other school and community functions.

Pep band members will be selected by the director.

Commitment

Success is not measured by what we start, but rather by what we complete. In music, every student is expected to play an entire composition from beginning to end. Even though there maybe errors in the performance, you would not see an individual simply stop and put his or her instrument away. The important qualities of tenacity and persistence establish habits for a positive and productive way of living. Success breeds success in every avenue of life. Therefore, a successful and well-trained musician will tackle life with the knowledge of "what it takes to get there," and the wisdom of "what it brings to life."

Attitude

You **MUST** have a **POSITIVE** attitude to be a productive member of The DMS Band. Attitude always comes before individual skills. If your attitude is not positive or you are not doing your personal best, you should not be a part of our select organization. Those who have pride in themselves will project a positive mental attitude.

Commitment

Success is not measured by what we start, but rather by what we complete. In music, every student is expected to play an entire composition from beginning to end. Even though there maybe errors in the performance, you would not see an individual simply stop and put his or her instrument away. The important qualities of tenacity and persistence establish habits for a positive and productive way of living. Success breeds success in every avenue of life. Therefore, a successful and well-trained musician will tackle life with the knowledge of "what it takes to get there," and the wisdom of "what it brings to life."

Attitude

You **MUST** have a **POSITIVE** attitude to be a productive member of The DMS Band. Attitude always comes before individual skills. If your attitude is not positive or you are not doing your personal best, you should not be a part of our select organization. Those who have pride in themselves will project a positive mental attitude.

Attendance


The daily classroom instruction in band is always geared toward a common goal-performance. Focus and hard work is expected from the students so that they can take pride in excellent concert performances. For band students, the concert is the long-term goal of all of the practice hours and daily rehearsals. **Students must attend all concerts involving their class, whether performing or not.** These performances will count as points toward the final grade. Students missing a concert will be required to complete an in class assignment upon their return to school. If a conflict should occur with a ride to or from a rehearsal or concert, please notify the band director so that a ride with another family can possibly be arranged. Band practices and performances are mandatory. Any request for an exception must be submitted in writing from the parent or guardian, and approved by the Director two weeks in advance of the date, except in the case of emergencies. Our schedule is always announced far enough in advance to avoid conflicts. Parents, please make every effort to schedule regular doctor's appointments around the band's schedule whenever possible. Students are responsible for arriving at each rehearsal and performance on time and properly prepared (instrument and music ready). Parents are urged to see that their children take this responsibility seriously. In the case of emergency or illness, students are asked to call the Band office as early as possible so that substitutions or replacements can be made. A written excuse from the parent or guardian is due the day after the absence.

Excusable absences are:

- Personal Illness (Doctor's Note)
- Death in the Family
- Important Family Engagement
- Religious Holiday

Inexcusable absences:

- Health Appointments
- Family Holidays
- Club Meeting w/o Director Notification



The director makes the final decision on excused absences.

Absence from Performances

Performances are essential to the success of the band. Even one student being absent can turn a potentially fine performance into a mediocre event. Absences must be approved by the director two weeks in advance. Any absence that is not brought to the director's attention for approval prior to that time will be considered unexcused. **Unexcused absences from performances will result in that student not being allowed to participate in any and all future Band events, and will result in the student's grade being lowered.**

Fundraising

Monies raised during fundraisers maybe used to pay for travel and lodge for the band, instrument repairs, musical accessories, end of the year awards, and anything else deemed necessary by the director. Fundraising will be conducted by the band director.



Band Office

The band office at DMS is the business office for the Band Director. The band office is **OFF LIMITS** to students unless given permission by the director. If there are any questions, please do not hesitate to call the Band office at 770-515-7500 ext 309 and leave a message on the voice mail. You can also stop in before or after (NOT DURING) rehearsal and talk to the director.


Telephone Usage

The phone will be available for calls for rides for 15 minutes **AFTER** rehearsal. The phone is not to be used for personal reasons. If you are caught using the phone for personal use, you will give up your right to use the phone.

Section 3: Structure

Code of Conduct

All band students are responsible for the reading of and adherence to the HENRY COUNTY SCHOOLS CODE OF STUDENT CONDUCT. Here are some straightforward rules about conduct in the Music Suite and when representing HV Jenkins High School as a member of the Warrior Band.



1. Loud, boisterous behavior is inappropriate in the Music Suite. A very simple way to enhance safety and a positive learning environment is to remember: "THIS IS NOT A PLAYGROUND"!
2. GUM, food or drinks WILL NOT BE TOLERATED in the Music Suite.
3. There is a very simple way to protect our personal property and the property of the school: "IF IT IS NOT YOURS, DON'T TOUCH IT!"
4. This is essentially our home. We WILL keep it clean and have it be a pleasant place to share the joy of music.
5. ABOVE ALL ELSE – HONESTY!
6. Remember the Golden Rule, "ALWAYS TREAT OTHERS AS YOU EXPECT TO BE TREATED!"

Class Room Rules

1. Be Respectful When the director steps on the podium or in front of the class, all talking stops. No talking is allowed without a raised hand. Please respect teachers, instructors, band directors, fellow students and the property of others. Handle only the instrument that belongs to you. Blurting out, socializing and backtalk are unacceptable.

2. Be On Time Be in the band room before the bell rings. Be in your seat with your instrument ready to play 2 minutes after the bell rings.

3. No Horseplay Horseplay can be very dangerous because it can lead to personal injury or damage of property. Running, tussling, or any inappropriate activity is strictly prohibited.

4. No Food There will be no food, drinks, gum, or candy in the band room. This includes water and cough drops. These items can cause damage to instruments and school property.

5. Clean-Up Your instrument case must be in its designated area during and after class. Music books and folders must be put back into their proper place before exiting the band room. Music stands must be turned down or stored, and chairs in neat rows or stacked before anyone may leave the band room. Be sure to pick up all trash and personal belongings.

Failure to follow the rules will result in immediate disciplinary action.

Disciplinary Policy

Violation of Classroom rules will result in the following consequences.

1 st Offense	Verbal Warning
2 nd Offense	Writing Assignment
3 rd Offense	Phone Call Home (SPIKE)
4 rd Offense	Parent Conference (SPIKE)
5 th Offense	Administrative Referral



***Last Step Taken- Removal from Band Program**


Parental contact information must be accurate and on file. If for any reason the parent cannot be contacted, the student is subject for dismissal from the band program. If your family moves or information changes, it is the student's responsibility to inform the band director. Please see Mr. Simmons after class if there are any problems.

Daily Classroom Procedures

The following is a guideline for a successful rehearsal. Band by its very name suggests oneness, teamwork, ensemble, and great cooperation, with everyone striving towards a common goal. This all comes at a time in a high school student's life when students are striving for individual identity. Disruptive students will not be allowed to affect the quality of learning taking place in the classroom. Students who disrupt the class reduce the amount of time for rehearsal, and consequently, they hurt the entire band. The director will deal with a student that makes a poor behavior choice on an individual basis.

- Enter the rehearsal hall in a quiet, courteous, and orderly manner. No loud talking.
- Every Band member should bring instruments, music, and proper equipment to every class, rehearsal, and performance.
- **BRING A PENCIL TO EVERY REHEARSAL!!!**
- All cell phones, pagers, and electronic devices should be turned off or silenced upon entering the band room.
- Quickly get your instrument, instrument accessories (extra reeds, valve oil, etc.) music binder, and proceed to your seat.
- Each student will be seated with music, instrument, and pencil at the designated time after the bell or you will be marked tardy. The designated time will be 2 minutes after the tardy bell. If a student gets out of his/her assigned seat after the designated time for the beginning of class without permission, he/she will be marked tardy.
- Check the board for the rehearsal agenda, write down in your agenda your practice assignment for the evening, and read all the announcements on the board.
- Put all your method books and music in order for the rehearsal.
- Ready position will be observed when the director steps on the podium or the front of the class for that matter. No further talking will be permitted.
- Once a rehearsal has begun, all questions or concerns will be addressed once the student has raised his or her hand for clarification of any issues. Students will not speak out of term; it is disruptive to the rehearsal and learning environment.

- Do not ask question during the warm-up.
- Students will not play their instruments during class without permission.
- Students will not play or touch another student's instrument or school instruments.
- If a piece of music does not have every measure numbered, number every measure of your music in pencil.
- Students will not practice their music in class or during rehearsal. Music should be learned at home before coming to school; rehearse at school, practice at home.
- Students will not answer the door unless given permission.
- At the conclusion of the rehearsal, students will pack up their instruments and music and store them in their proper place.
- Food, candy, gum and drinks are not allowed in the band room at any time.
- Instruments are not to be left at school over night.
- Students will not bring book bags, personal belongings or study materials to their seats. During class leave them in your locker or on the bookcase.
- Please throw trash away; the waste basket is at the door. Make sure the room is clear before exiting.
- Loud talking, shouting, or horseplay is NOT allowed in the Music Suite.
- Personal phone calls are not permitted on the band office phone unless given permission. Please make arrangements beforehand for pick up after rehearsals or performances.
- Do not answer a cell phone call or text during rehearsal



***Playing the different musical instruments is a privilege and it can be revoked.**

Rules for Responsibility

- IF YOU OPEN IT – YOU CLOSE IT
- IF YOU TURN IT ON – YOU TURN IT OFF
- IF YOU UNLOCK IT – YOU LOCK IT BACK
- IF YOU BREAK IT – YOU REPLACE IT
- IF YOU CAN'T FIX IT – CALL SOMEONE WHO CAN
- IF YOU BORROW IT – YOU RETURN IT
- IF YOU VALUE IT – YOU TAKE CARE OF IT
- IF YOU MAKE A MESS – YOU CLEAN IT UP
- IF YOU MOVE IT – YOU PUT IT BACK
- IF IT'S NONE OF YOUR BUSINESS – DON'T ASK QUESTIONS
- IF IT WILL BRIGHTEN SOMEONES DAY – SAY IT



Guest Conductors/Instructors

We will frequently have Guest Conductors/Instructors coming in to work with our band. They consist of professionals that are an essential part of the band program. Without their help the Tiger Band will not be able to achieve the success that we strive to achieve. The students should give the staff the same respect that is given to the director.

Bulletin Boards/Marker Boards

Check the bulletin board daily for important information. This is our primary means of communication. There is a special board set aside for music camps and other musical activities. Make yourself aware, you are responsible for the information posted.

Band Lockers

Each Band student will be issued a Band locker when we get into our new building. Some students may have to share a locker. The school is not responsible for items left in band lockers; therefore, students are advised to take their instruments home every afternoon after school. Only band materials are to be kept in the locker.



Lockers are property of Henry County Schools. Random locker checks are conducted.

Instrument/Supplies/Repairs

Usually, the Band does not provide instruments for students; however, there are exceptions to this rule. DMS checks out the following instruments to individual students on a first come-first served basis: Flute, Oboe, Clarinet, Bass Clarinet, Bassoon, Alto Sax, Tenor Sax, Baritone Sax, Trumpet, French Horn, Trombone, Baritone, and Tuba. Parents/Students issued school owned instruments will sign a Responsibility Form/Contract and will be responsible for damage to the instrument checked out. Any damage other than normal wear and tear will be repaired at the student's expense. Individual instruments must always be maintained in top playing condition. Students issued school instrument may be subject to fees; any student suspected of abusing or neglecting their can have the instrument taken at anytime for any length. Any fees paid for that instrument will not be refunded, and parents and student will be subject to any additional fees and repairs.

Though DMS Band offers many instruments, it's in the best interest of the student and the program that students rent their own instrument. School instruments are restricted to students who cannot afford to purchase an instrument or supplies. When students leave DMS, they will not be allowed to take or perform on DMS instruments or equipment.

Students using school owned instruments will also need to purchase their own mouthpieces and other accessories as needed. All supplies are available from area music stores. Supplies such as reeds, oil, cork grease, and swabs may be purchased from area music stores. Students will not be given an instrument until they show a cleaning kit for that instrument. Students who need to purchase accessories at DMS may do so before school. Plan ahead and make sure to have the correct materials on hand. That way, when emergencies happen, you need only reach into your case. There is no excuse for needing to buy a new reed the night of the concert.



Brass players are expected to have valve or slide oil, mouthpiece brush and tuning slide grease on hand at all times. Woodwind players should always have a reed guard, five good reeds, swab, and cork grease. Percussionists will be responsible for their own snare drum pads, drumsticks, and mallets for bells and timpani.

Always show the director your instrument before taking it in for repairs. Mr. Simmons may be able to fix your instrument, and his price is free. Remember that horseplay can cause damage to instruments and equipment. Be careful with your own instrument, place it out of harm's way if it is necessary for you to put it down, and never play around with or play on anyone else's instrument. There will be a mouthpiece puller in the band office if needed.

Music Care

- Do not fold or tear the music. (ALWAYS USE A PENCIL, NEVER INK)
- If you are sharing music, and you are absent that day, you are still responsible to have the music at the rehearsal or performance.
- Students will be charged for the music that is lost or not cared for properly.
- Students should not take individual music parts out of the folder. The entire folder should be checked out.
- Students needing a music part should fill out a music request form and place it in the librarians' box in the band room.


Band Trips

First, YOU ARE REPRESENTING DUTHCTOWN MIDDLE SCHOOL!!! Horseplay and screaming are prohibited on the bus. Stay seated; no arms out of the windows – HCS Bus Rules apply. Students may not change buses without permission. Roll will be checked on each bus before departure. Students are responsible for their own instruments and music. DO NOT FORGET ANYTHING! Always triple check your



belongings before we leave the school to make sure that everything is there.

If a student wishes to ride home with their parent or guardian, they must provide the director with a written request at least three days in advance of the trip. If approved, that parent or guardian must appear in person to pick up the student from the director. Any student who show inappropriate behavior and poor behavior may not travel with the band.



Uniform Information

The Dutchtown Middle School Band Uniform will consist of the following.

White long sleeve button-down shirt with collar or DMS band shirt
(Shirt will be specified by the director.)

Black dress pants or skirt (Skirts need to be below the knees or floor length
with no front slits)

Black socks or stockings

Black shoes



The complete uniform will be worn properly when in public. Without the proper attire, no student will be allowed to perform. **There will be no exceptions to this rule.** If this presents a problem, please contact the director as soon as possible so that a solution can be reached (do not wait until the last minute to handle this situation). Before every performance, there will be a uniform inspection. If students are out of uniform, they will be sent home. If you are issued parts of the uniform (i.e. band shirt) should become lost or unaccounted for, you will become responsible for replacing that item.

When you are representing the DMS Band in any way (any performances, in other classes, etc), you are to be professional at all times.

Private Lessons and Music Stores

Private lessons are the key in producing a top musical ensemble. Students who study their instruments with professionals show much more improvement in musicianship and other categories. As you continue to take lessons, you will continue to improve. If you need help in choosing a private instructor, ask the director. Private lessons are the key to excellence on your instrument. Here are a few suggestion for private lessons to start with:



Whole Note Music

1522 Hudson Bridge Rd.
Stockbridge, GA 30281
678-432-1400

TLS

3283 Highway 42
Stockbridge, GA
770-880-2475

Attina's

155 Jonesboro Rd.
McDonough, GA
770-898-3456

McDonough Music

184 John Frank Ward Blvd
McDonough, GA 30253
678-432-0982

Private Lesson Instructors

Name	Contact Number	Instruments Offering
FLUTE		
Jacque Bell	(404)290-8331	Quest4Jacques@yahoo.com
Jasmine Bailey	(404)641-7422	
Tiphonie McClenton	(404)438-9839	
CLARINET		
Jacque Bell	(404)290-8331	Quest4Jacques@yahoo.com
Trayon Spivey-Hall		TheKlarigarten@gmail.com
Mevonnie Biggins	(404)353-2618	
SAXOPHONE		
Jacque Bell	(404)290-8331	Quest4Jacques@yahoo.com
TRUMPET		
Karl Liberatore	(404)326-6021	
FRENCH HORN		
Jaimie Jamison	(757)822-8766	Jamimia@jaimiejamison.com
TROMBONE		
Calvin Morris	(404)514-8872	
Ann Soderman	(678)358-0812	
BASSOON		
Mike Maxwell	(404)405-9689	maxwemike@gmail.com
OBOE		
NA		
BARITONE/EUPHONIUM/TUBA		
Casie Forbes	(225) 803-8194	
Jason Weiss	(470)217-7441	
Sherri Shapely	(770)361-9337	

Festivals (LGPE) Large Group Performance Evaluation

CONCERT FESTIVAL

Festivals are important features of the Warrior Band program. These activities give us valuable feedback about our progress as individuals and as a program. Although we never "live or die" by any one judge or panel's opinion of our performance, it is important that we learn the value of giving maximum effort and standing by the results as our best possible effort that day.

The CONCERT/SYMPHONIC BAND will perform in the Large Group Performance Evaluation, sponsored by the Georgia Music Educators Association. This performance will be evaluated by three highly qualified judges and rated on a musical scale including Superior, Excellent, Good, Fair, and Poor. After the concert performance, the band will then go to another room and be evaluated by a fourth judge on their ability to sight-read music they have never seen before using the same rating scale.

The Band's image is based on each individual. Our public reputation is based upon our appearance, our actions, and our projection of pride. It is the responsibility of each band member to insure that we present the best possible image at all times.

ALL-STATE

The ALL-STATE BAND and ORCHESTRA are ensembles created by an audition process, from some of the finest musicians in the State of Georgia. Auditions are held locally each year during the latter half of September. Rehearsals and performances are held during the Georgia Music Educators Association Convention in early January in Tampa. Participation in the event is a great honor. All students are encouraged to prepare the All-State Audition Materials and audition. Summer is an ideal time to prepare those materials.

ALL-COUNTY/ REGIONAL SCHOOL HONORS BAND/JAZZ BAND

The ALL-COUNTY/REGIONAL HONORS BAND/JAZZ BAND is made up of area students who have been selected through an audition process using the same materials as All-State. This audition takes place in November/January with the performance in the latter part of January/February. The director will help prepare interested students during after school practice sessions totally devoted to making the All-County Bands. There are a limited number of students that can be selected for the actual audition, so attendance at these after school sessions is important. Once selected to audition, it is imperative that these students participate fully in the audition process. Also, all students selected to participate in the band must agree to attend all rehearsals and performances related to All-County/Regional Honors Bands. Parents must provide transportation to and from rehearsals and the concert.

SOLO & ENSEMBLE

The Solo and Ensemble Festival of the Georgia Music Educators Association is held during the month of March each year. The opportunity to be evaluated as a soloist or a member of a small ensemble is a wonderful learning experience. Participation in this festival is encouraged by the director and will count towards your grade during that marking period. Music must be selected from the FBA Music list. An original score with numbered measures must be provided for the judge and an accompanist must be provided with all solos. The accompanist will need to be paid a fee. You must sign a contract with the director to participate in Solo and Ensemble Festival. Once you have paid the entry fee and made the commitment to participate, failure to perform will result in a lowering of the grade. Choice of ensemble partners becomes important because you then rely on the members of your ensemble for your grade and festival rating.

AFTER SCHOOL REHEARSALS

Concert Band- TBA

Jazz Band- TBA

Pep Band-TBA



SECTION 4: Band Parents/Chaperones

Parents are a vital part of the H.V. Jenkins High School Band Program. Without their help, there is no way the ensemble would be able to reach any goals we set for ourselves. As a parent, there are many things you can do:

1. Attend Parent meetings held in the band room or cafeteria.
2. Be supportive of the band program and your child's participation by:



- a. Assisting your child to be prepared and punctual for every rehearsal and performance.
- b. Notifying the Director if your child is to be absent or late for performance or rehearsal. This should be done in advance except in emergency situations.
- c. Encouraging your child to practice at home and help them find a quiet place to do so.
- d. Being mindful of students care of school owned instruments. The cost of repairs is very high.
- d. Showing your interest and support in your child's music study by actively attending every performance possible.
- e. Discussing with the Director anything that will help him understand and better serve your child.
- f. **Arranging private lessons for your child.**

Chaperones

Being a middle school band, there will be many trips where we will need chaperones. Parents may sign up as chaperones by calling the Band office or having their student bring in a written note stating their intent to chaperone. Chaperones will receive the same amount of respect as the Director on trips. All persons must go the Henry County School Board Office to fill out the proper paperwork and background check. Both these must complete before parents can be involvement in any band activity.

SECTION 5: PRACTICE ROOMS, PLAYOFFS AND PRACTICE ROUTINE

Practice Rooms

Use of the practice rooms must be approved in advance by the director. Access is obtained through the director. You may NOT use practice rooms during a period in which you have an academic class, so don't ask! Practice room time is at a premium before and after school, so please schedule in advance.

- Rooms are to be used for practice only – Not social gatherings.
- GUM, food, and drinks are not permitted in practice rooms.
- Instrument cases should not be taken into practice rooms. This will keep the room from getting too crowded and will help eliminate scars and marks on the walls.
- PRACTICE ROOMS ARE FOR PRACTICE



Playing Tests

Playing tests will be held every Friday during class. If student do not pass any test, they will receive a grade of 0. Student can retake to test at anytime, as long as the director is available. The band director will not remind student when they need to take a test or what tests that the student need to retake. It is the student's responsibility to be a where of what test they need to take. Also, **non-band students will NOT be allowed in the room.** Students will be able to "play off" Rank System Requirements as well. There will be a sign-in sheet, and students will be listened to in the order in which they sign up. Appointments may be made under special circumstances when special help is needed. Extensions will be available through the director.

Practice Routine

Students' practice routines should be very focused with a few goals in mind. You do not have to practice four hours a day to be successful on your instrument. In order to accomplish the most in the least amount of time, you must have a plan.

Each session should begin with Tone Development (Breathing Exercises, Mouthpiece work, Long Tones, and Range Development). This exercise will help you develop great tone quality. Once you establish a great sound you can transfer it to all portions of your practice session. Do not hesitate to use a mirror to check your embouchure to see if your face is set correctly.

After tone development, work on your Technical Studies (Scales & Arpeggios, Lip Slurs, and Articulation Exercises). Always remember that tone development is still essential. Technical studies teach key signatures, technique, flexibility, clarity of articulation, and technical facility over your instrument. Practice technical passages slowly to allow your ear to hear the details (playing with great sound and articulating the music well).

After working on technical studies, work on your Musical Studies (Standards of Excellence, and the Music you are playing). Fix mistakes by saying each rhythm while fingering at the same time. Slow practice makes more sense because you have more time to correct your problems. Isolate problem areas (practice two difficult measures at a time) and then play the entire piece. Practice your musical studies the same way you would practice your technical studies and tone development.

The practice session should take about 30-45 minutes daily. If you use this plan every day (even on weekends and holidays) you will grow as a musician.

Practice does not make perfect. PERFECT PRACTICE MAKE PERFECT.

Here is the basic format of a 30 minute practice routine:

Breathing Exercise-	1 minute
Lip Buzzing for Brass-	1 minute
Mouthpiece Work	2 minutes
Long Tones	2-5 minutes
Tonguing	3 minutes
Flexibility	2 minutes
Scales	3 minutes
Range Study	2 minutes
Flow Study	3 minutes
Etudes, Music, Class assignments, Music Pieces	10 minutes

Please remember practicing and rehearsing are two different things. Practicing is learning the music, rehearsing is coming together as an ensemble to perfect what you've worked on. Please do not try to learn music or "practice" during rehearsal because it is distracting to the ensemble and by then "it's too late."

Practice at home, rehearse at school.

Self Guided Questions:

- Do I have the correct hand position and playing position?
- Am I sitting with correct posture?
- Am I breathing properly?
- Do I sound good?
- Would Mr. Simmons want me to be practicing this?



SECTION 6: GRADING POLICY

6th-8th Grade Band

Classwork (Behavior and Attendance)	15%
Quizzes and Written Assignments	15%
Written Tests and Playing Tests	20%
Performances	30%
Projects and Rehearsals	20%
Total:	100%

SECTION 7: SUPPLIES AND METHOD BOOKS

Band Fees

- Binder
- Sheet Protectors
- Sheet Music
- Theory Books
- Methods Books
- Pencils
- Highlighters
- Notebook Paper
- T-Shirt
- Class set Materials (rhythm books, sight-reading books, etc.)
- Band Polo
- Staff Paper
- Classroom supplies (tissue, markers, clipboards, hand sanitizer)
- Instructors
- Guest Clinicians
- LGPE fees/performance fees
- Awards
- Minor repair
- Snacks/water

Band fee is \$40 and will be due October 31, 2019 in full. Cash /Check /Cashier's Checks must be paid to the bookkeeper.

WOODWIND MATERIALS

Flute, Clarinet, Alto Saxophone, Oboe, Bassoon, Bass Clarinet

- Instrument
- Pneumo Pro** Wind Director
- Care Kit with swabs
- Music Stand
- Mouthpiece (*Clarinet: Hyte or Vandoren B45, Sax: Selmer C* or Vandoren AL4*)
- Neck Strap (*for Alto Sax only*)
- Seat Strap (*bassoon only*)
- Swab-silk or similar
- Ligature (*Rovner style upgrad*)
- Cork Grease
- Reed Case
- 1 Box of Reeds, **size 3 Vandoren**
- Four Oboe Reeds, medium soft (*Meason or similar*)
- Metronome
- Tuner
- One Black 1" or 1 1/2" Three Ring Binder
- 20 Page Protector Sheets (*for binder*)

BRASS MATERIALS

Trumpet, French Horn, Trombone, Baritone/ Euphonium, Tuba

- Instrument
- Care Kit
- Music Stand
- Mouthpiece
 - Trumpet w/ **BACH 5C or 3C** mouthpiece
 - French Horn w/ **Dennis Wick 4** mouthpiece
 - Trombone w/ **6 1/2 AL** mouthpiece
 - Baritone w/ **6 1/2 AL or Schilke 51** mouthpiece (small bore with adaptor)
 - Tuba mouthpiece **Schilke 65C4, Bach 18, Bach 24AW or Conn Helleberg 7B**
- Conn Sousaphone neck and bits for Tuba players
- Slide Cream (trombone only)
- Slide Grease (or Vaseline)
- Valve Oil (except trombone)
- Mouthpiece Pouch
- Metronome
- Tuner
- One Black 1" or 1 1/2" Three Ring Binder
- 20 Page Protector Sheets (*for binder*)

PERCUSSION MATERIALS

- Percussion Bags Set from Portman's Music Superstore
 - Snare Drum Sticks (1 pair) **Vic Firth SD1 General**
 - Yarn or Rubber Mallets (1 pair)
 - Hard Mallets (1 pair)
- Practice Pad
- Metronome
- One Black 1" or 1 1/2" Three Ring Binder
- 20 Page Protector Sheets (*for binder*)

Recommended Methods Book for Person Practice

Flute

Rubank Intermediate Method for Flute

Rubank Advanced Method for Flute

Paris Scales for Flute

Selected Studies by H. Voxman

Selected Duets by H. Voxman

Methode de Flute Volume 1 and 2 by Taffanel & Gaubert

Methode-Flute Traversiere

Flute 101: Mastering the Basics by Phyllis Avidan Louke and Patricia George

Clarinet

Rubank Intermediate Method for Clarinet

Rubank Advanced for Clarinet

Paris Scales for Clarine

Selected Studies by H. Voxman

Selected Duets by H. Voxman

The Celebrated Method for Clarinet by H. Klos

The Complete Method for Clarinet by Gustave Langenas

Bearmann Clarinet Method for Advanced Scale Studies

Alto Saxophone

Rubank Intermediate Method Alto Sax

Rubank Advanced Method for Alto Sax

Paris Scales for Alto Sax

Selected Studies by H. Voxman

Universal Method Book for Saxophone by Paul Deville

53 Etudes D'Apres Boehm

Complete Saxophone Book I and II

Tenor Saxophone

Rubank Intermediate Method for Tenor Sax

Rubank Advanced Method for Tenor Sax

Paris Scales for Tenor Sax

Selected Studies by H. Voxman

Selected Duets by H. Voxman

Trumpet

Rubank Intermediate Method

Rubank Advanced Method

Paris Scales for Trumpet

Selected Studies by H. Voxman

Selected Duets by H. Voxman

Arban's Complete Conservatory Method for Trumpet

Daily Drills and Technical Studies for Trumpet by Max Schlossberg

H. L. Clarke- Technical Studies for Cornet

Theo Charlier- 36 Etudes Transcedantes

Giuseppe Concone- Lyrical Studies for Trumpet

James Stamp- Warm-Ups and Studies

French Horn

Rubank Intermediate Method for F. Horn
Rubank Advanced Method for F. Horn
Paris Scales for F.Horn
Selected Studies by H. Voxman
Selected Duets by H. Voxman
Melodious Etudes for French Horn by Erwin Miersch

Trombone

Rubank Intermediate Method for Trombone
Rubank Advanced Method for Trombone
Paris Scales for Trombone
Selected Studies by H. Voxman
Selected Duets by H. Voxman
Melodious Etudes for Trombone by Joannes Rochut
Arban's Complete Conservatory Method for Trombone and Baritone. B.C.
Practical Studies for Trombone by Gerald Bordner

Euphonium

Rubank Intermediate Method for Euphonium
Rubank Advanced Method for Euphonium
Paris Scales for Euphonium
Selected Studies by H. Voxman
Selected Duets by H. Voxman
Arban's Complete Conservatory Method for Trombone and Baritone. B.C.

Tuba

Rubank Intermediate Method for Tuba
Rubank Advanced Method for Tuba
Paris Scales for Tuba
Selected Studies by H. Voxman
Selected Duets by H. Voxman
Walter Beeler Method for the BBb Tuba
60 Selected Studies: Tuba Sheet Music by C. Kopprasch
Practical Studies for Tuba


Percussion

Rubank Intermediate Method Snare Drum/Mallots
Rubank Advanced Method for Snare Drum/Mallots
Paris Scales for Mallots/Marimba/Xylophone
Selected Studies by H. Voxman
Alfred Drum Method- Book 1 and 2
Rudimental Etudes and Warm-Ups Covering All 40 Rudiments
Modern Method for Tympani by Saul Goodman


SECTION 8: FORMS AND DOCUMENTS

Audience Etiquette

- Speak in a whisper in the theater.
- It is appropriate when the first person walks on the stage to applaud, even if that person is the announcer. Your applause lets the performers know that you are looking forward to the show.
- While a performance is in progress, do not utter a sound. Whispering to a neighbor is distracting not only to the people around you, but also to the performers on stage. Whistling and "Cat Calls" are never appropriate in the theater.
- Any devices that make sound should be turned off. Also be careful of any other potential noisemaking materials such as velcro, jingling jewelry, or clothing that makes noise with movement.
- Movement is very distracting to the audience as well as the performers. For that reason, no one should get up during a performance.
- It is appropriate to applaud at the end of every piece. Listen carefully to make sure it is really the end. It is embarrassing to start clapping before the song is over. Sometimes it seems like the end, but the music starts again. The conductor usually puts down his or her hands when the piece is over.
- If the show is very good, you may want to give a standing ovation at the end. This is appropriate as long as you stay at your seat.



Dutchtown Middle School Band Information Sheet



Name: _____

Grade(*circle one*): 9 10 11 12 Age: _____ Birth-date: _____

Address: _____ State: _____ Zip Code: _____

Home Phone: _____ Email: _____

Tweeter _____ Facebook Name _____

Cell Phone: _____

Instrument: _____

Number of years in band: _____ Do you take lessons: _____

Parent/Guardian Name(s): _____

Parent/Guardian Email(s): _____

Parent/Guardian(s) Work/Cell Number: _____ / _____

Is there anything you feel we should know about you? _____

Are there any health/medical problems that we need to know about? _____

DMS Band Fees and Shirt Form

These fees are to help students be prepared with classroom materials for the year. The fee for all grade levels is \$40 and will include parts of the band attire (for concerts and performances). These fees do not include the school owned instruments (i.e. tuba, baritone). Fees are to be paid in full to the bookkeeper by October 31, 2019. Those who do not pay the fees are required to provide all materials necessary.

Parent(s) Name: _____

Student Name: _____

Shirt Size: (ADULT SIZES)

S M L XL XXL XXXL

Amount Enclosed: \$ _____

Date: _____