



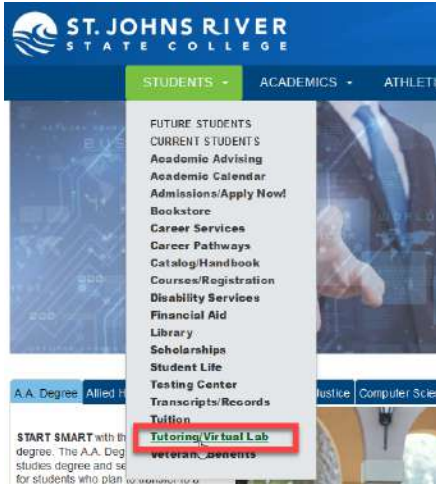
Using the EdReady Diagnostic Tool as an Alternative Course Placement for SJR State Dual Enrollment

EdReady is a diagnostic tool that allows a student to assess their readiness for college math and English, see target options, and get a personalized study path to fill in knowledge gaps. The SJR State Dual Enrollment Office will be using EdReady to determine course placement for the Fall 2020 semester. The chart below states what a student must achieve on the EdReady diagnostic tool in order to qualify for a specific SJR State course. Also listed below are the directions on how a student would access EdReady. Please be sure that once the student has completed the EdReady diagnostic tool, they email their final scores to the SJR State Dual Enrollment Office at dualenrollment@sjrstate.edu, please state the student name and high school in the subject line, also copy your high school guidance counselor on the email. Incomplete information will not be accepted and it is the student's responsibility for providing acceptable information to use for course placement. For any questions, please contact us at (386) 312-4136.

<u>SJR State Course Placement</u>	<u>EdReady Score (out of 100)</u>
<u>Mathematics</u>	
MAT 1033 – Intermediate Algebra	58 or higher
MAC 1105 – College Algebra and STA 2023 – Statistics	70 or higher
MAC 1147 – Precalculus and MAC 2233 – Survey of Calculus	77 or higher
MAC 2311 – Analytic Geometry and Calculus I	88 or higher
<u>English</u>	
ENC 1101 – Composition I	70 or higher

Directions for Accessing EdReady

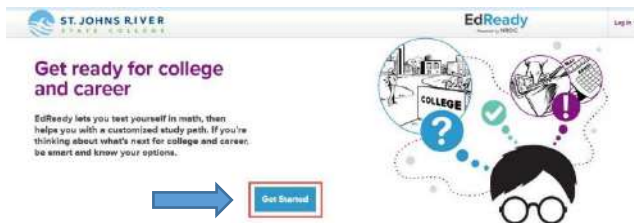
1. Go to www.sjstate.edu
2. Hover over the Students tab and click **Tutoring/Virtual Lab**



3. Select **SJRState EdReady**



4. Click **Get Started**



5. Complete the student application. (You do not need a student ID number)
 - Be sure to use a **valid email address** and create a **password that you will remember**.
6. Once your application is complete, click **Sign up for EdReady**.



- To complete your application setup, you need to login to the email account you provided in your EdReady application. Click the link provided in your email. The email will look like this:

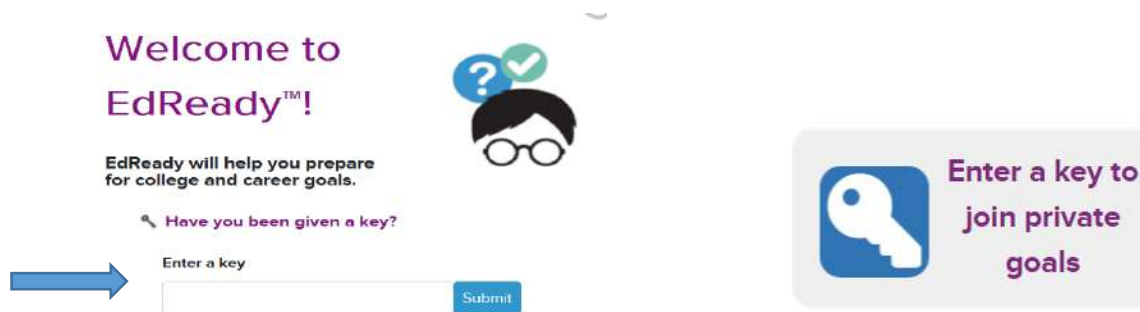
Thank you for registering at EdReady. We're happy to meet you!

Please confirm your new account by clicking the link below. Then go ahead and start using EdReady.

<https://SJRState.edready.org/activate?key=Z05MQU4yVktVUTZzM2RNSUIwa3B6QlJG>

Note: If the link does not work, copy and paste it into a new window.

- The link will take you back to EdReady. You will need to login with your email address and password.
- A pop-up window will appear asking you to enter a key.



Note: If you do not get the pop-up window, click Enter a key to join private goals on the right-hand side of the screen.

- Enter your Math and English key.


- The Math key is: sjrstatesatmath
- The English key is: sjrstatesatenglish

Once you have added both keys to your homepage, the information below should appear, which will allow you to begin the diagnostic tests for both Math and English.

What do you want to be ready for?

EdReady will help you prepare for college and career goals.

Your goals

SAT English Equivalency for Dual Enrollment		SAT Math Equivalency for Dual Enrollment	
More Info	Go to Goal	More Info	Go to Goal

- After both Math and English have been added, click Go to Goal for the English if you are needing to better your score in English, or click Go to Goal for the Math if you are needing to better your score in Math. If you are needing to better your score in both Math and English, you will need to complete both goals.

12. Click **Start Diagnostic** and then carefully read the instructions. After you have read instructions, click **Start test now**.
13. Read each question, select the best answer, and click **Submit**. IF YOU ARE UNSURE, CLICK "SKIP." **DO NOT GUESS. This is assessment is not timed, but usually takes an hour to complete. Please anticipate the amount of time it will take and do not rush through it.**
14. When you complete the diagnostic assessment, click **View results**. Everyone's Results page will be different and will show you only the topics and skills that you need to work on. If you are happy with your results, you can print out this page and email it to the SJR State Dual Enrollment Office at dualenrollment@sjrstate.edu. Please be sure to include your last name, first name, and high school in the subject line when you email the results page, also copy your high school guidance counselor on the email. We are not responsible for incomplete information.
15. If you are not happy with your score, you can click **Go To Study Path**. To review the topic, click **LEARN**. When you click Learn you will see all of the resources available for that topic. Click **STUDY THIS RESOURCE** and work through all of the resources until you feel like you understand the topic and are ready to take the assessment to move on. You can then retake the diagnostic for a better score.