

# D.R.A.P.E.S


What is it?

How will it improve my writing???




# D.R.A.P.E.S

Have you ever gotten in the middle of writing something, then you can't think of what to say next? You just kind of run out of steam?




# D.R.A.P.E.S

- Helps you plan your writing, so you never run out of things to say! It's what Language Arts teachers call “elaboration”



# D.R.A.P.E.S

You're going to be amazed at how DRAPES transforms your writing! Let's get started!



# DRAPES



D=DIALOGUE

A quote or something an expert would say “Using DRAPES will help you become a better writer,” stated Mrs. Chambers, my Language Arts teacher.



# DRAPES



R = RHETORICAL QUESTION

A question that is not meant to be answered.

“Who doesn’t want to become a better writer?”  
asked, Mrs. Chambers

# DRAPES

A = ANALOGY

A comparison through the use of figurative language



A piece of writing without  
DRAPES is like macaroni  
without cheese.

# DRAPES

P= PERSONAL  
EXPERIENCE

Something you or someone  
you  
know has had experience  
with.



Using personal experiences in  
your writing is the difference  
between 4s and 5s on your  
writing style grade!



# DRAPES

**E= Examples**

Include an example of something

For example.....

For instance.....



Using examples paints a better picture for the reader

# DRAPES


**S = STATISTICS**

A fact or data

Usually a percentage or number that supports your point in writing.

Example:

There has been a 30% increase in the scores since students started using DRAPES in their writing!



# Have you used DRAPES in your writing?

- D - Dialogue
- R - Rhetorical Questions
- A- Analogies
- P - Personal Experiences
- E - Examples
- S - Statistics

