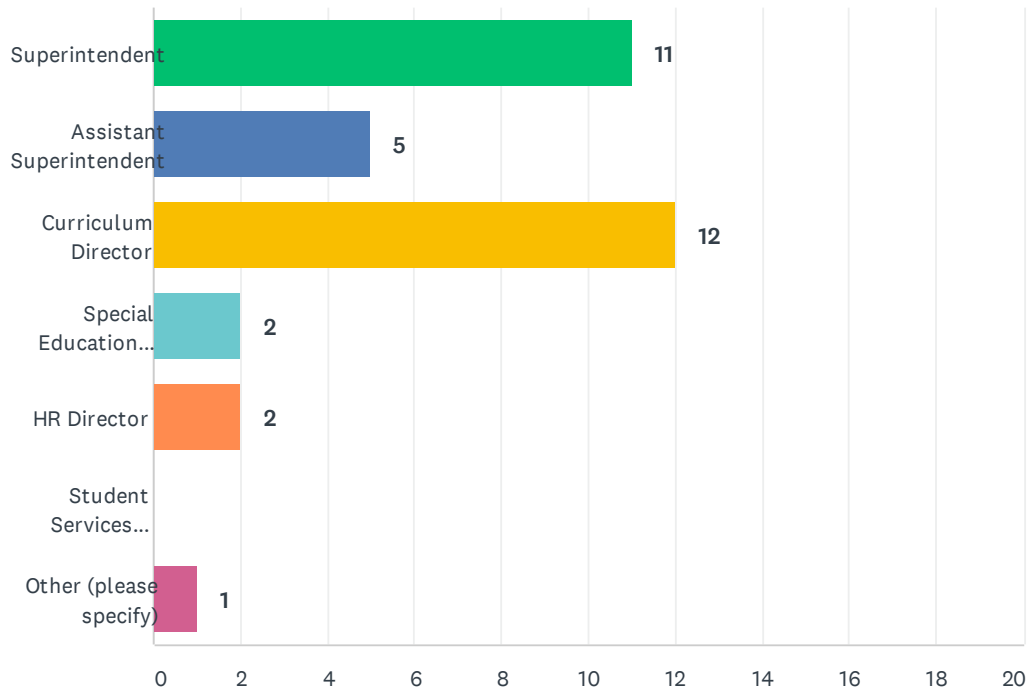


## Q2 What is your role in the district?

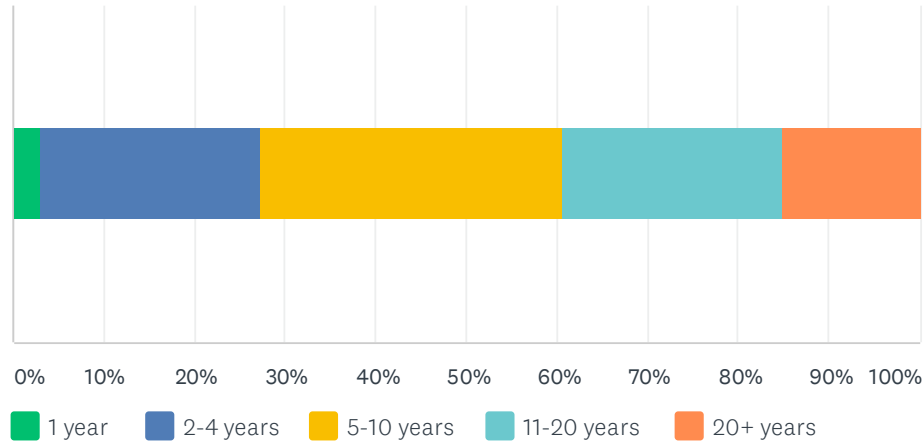
Answered: 33 Skipped: 0



ANSWER CHOICES	RESPONSES
Superintendent	33% 11
Assistant Superintendent	15% 5
Curriculum Director	36% 12
Special Education Director	6% 2
HR Director	6% 2
Student Services Director	0% 0
Other (please specify)	3% 1
<b>TOTAL</b>	<b>33</b>

### Q3 How many years have you been employed as a district leader?

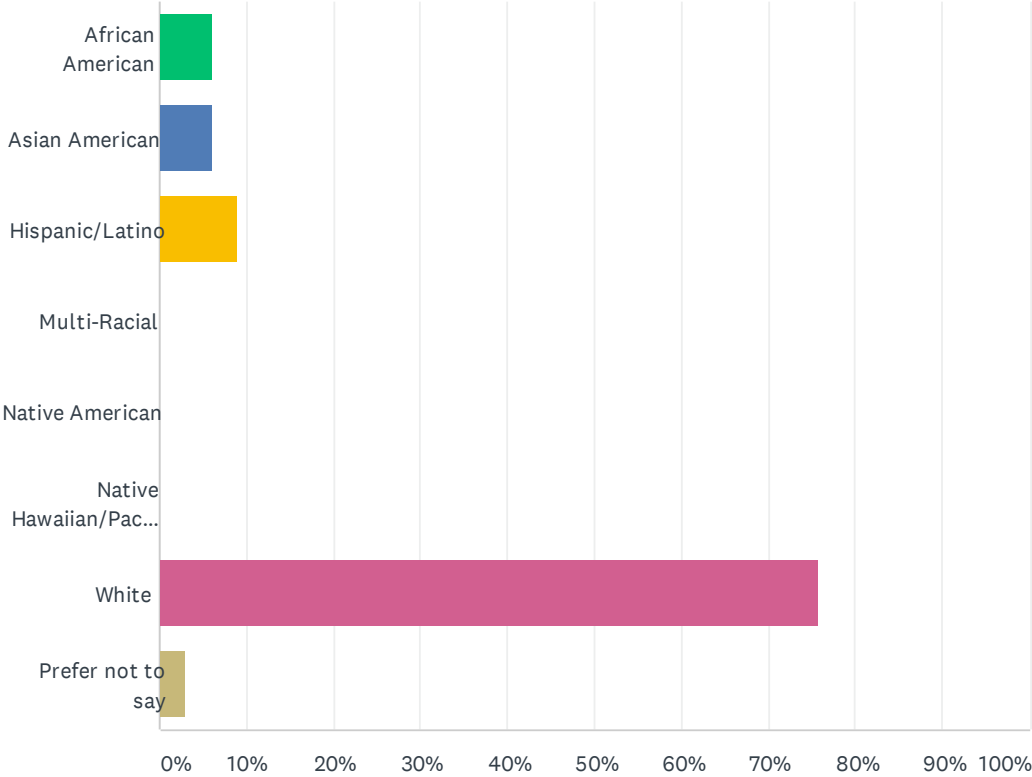
Answered: 33 Skipped: 0



ANSWER CHOICES	RESPONSES	
1 year	3%	1
2-4 years	24%	8
5-10 years	33%	11
11-20 years	24%	8
20+ years	15%	5
<b>TOTAL</b>		<b>33</b>

### Q4 What is your race/ethnicity?

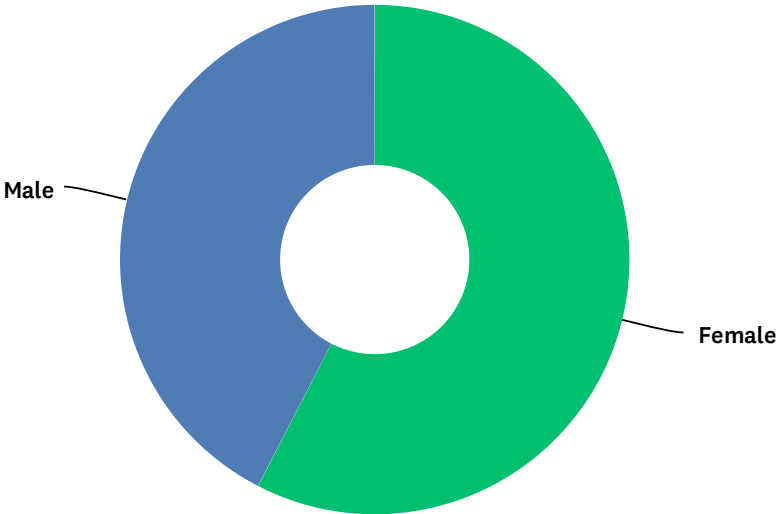
Answered: 33 Skipped: 0



ANSWER CHOICES	RESPONSES	
African American	6%	2
Asian American	6%	2
Hispanic/Latino	9%	3
Multi-Racial	0%	0
Native American	0%	0
Native Hawaiian/Pacific Islander	0%	0
White	76%	25
Prefer not to say	3%	1
<b>TOTAL</b>		<b>33</b>

### Q5 What is your gender?

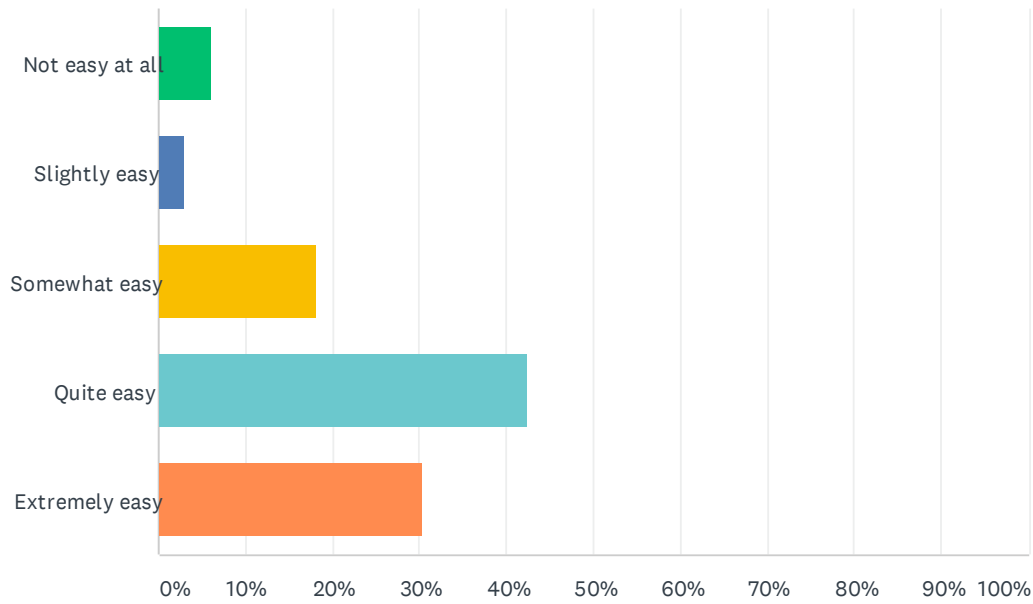
Answered: 33 Skipped: 0



ANSWER CHOICES	RESPONSES	
Female	58%	19
Male	42%	14
Prefer not to say	0%	0
TOTAL		33

## Q6 How easy is it for you to use remote learning tools (video calls, Google Application, Schoology, etc.)?

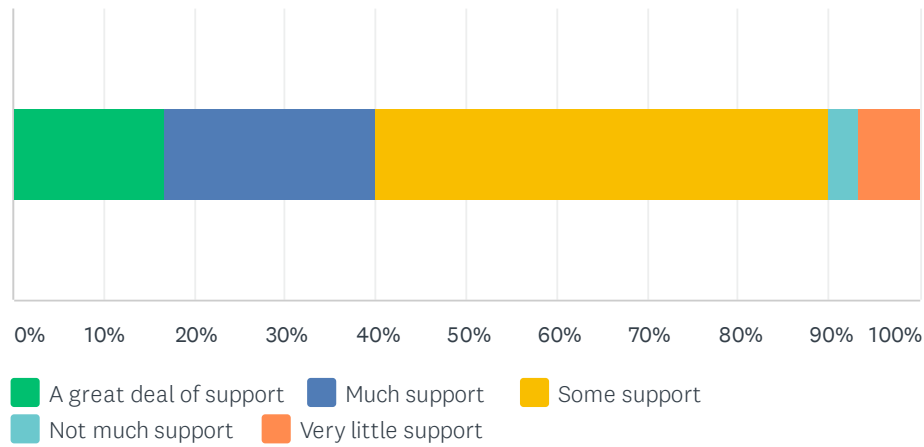
Answered: 33 Skipped: 0



ANSWER CHOICES	RESPONSES	
Not easy at all	6%	2
Slightly easy	3%	1
Somewhat easy	18%	6
Quite easy	42%	14
Extremely easy	30%	10
<b>TOTAL</b>		<b>33</b>

## Q7 How much support has your staff needed in the remote learning environment?

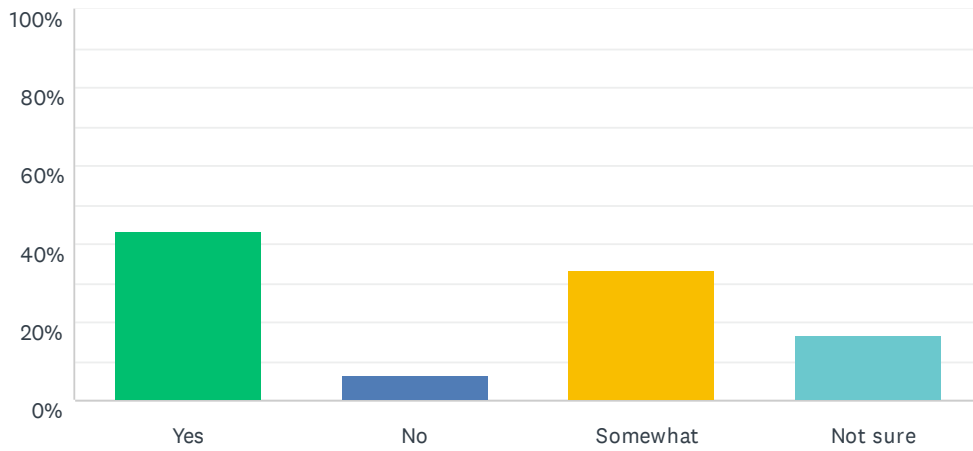
Answered: 30 Skipped: 3



ANSWER CHOICES	RESPONSES	
A great deal of support	17%	5
Much support	23%	7
Some support	50%	15
Not much support	3%	1
Very little support	7%	2
<b>TOTAL</b>		<b>30</b>

## Q8 Have you remained as effective in your role during remote learning as you were before?

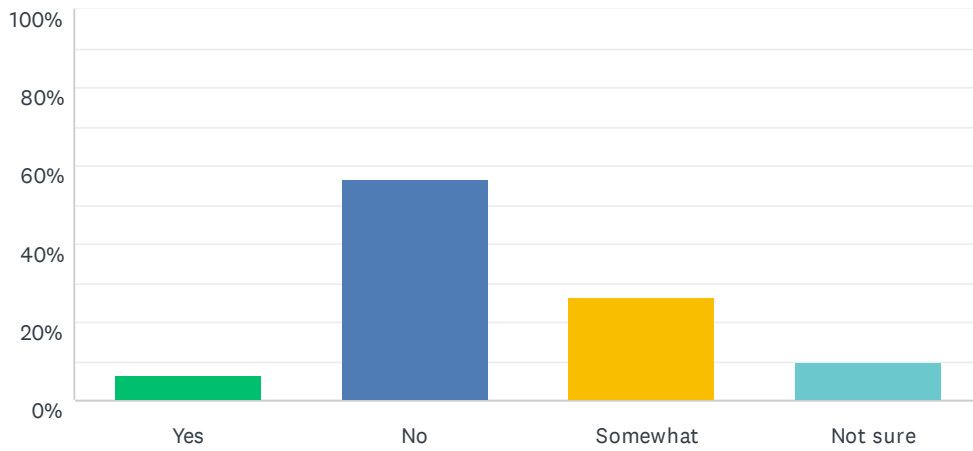
Answered: 30 Skipped: 3



ANSWER CHOICES	RESPONSES	
Yes	43%	13
No	7%	2
Somewhat	33%	10
Not sure	17%	5
<b>TOTAL</b>		<b>30</b>

## Q9 Are your students learning as much now as they were prior to switching to remote learning?

Answered: 30 Skipped: 3

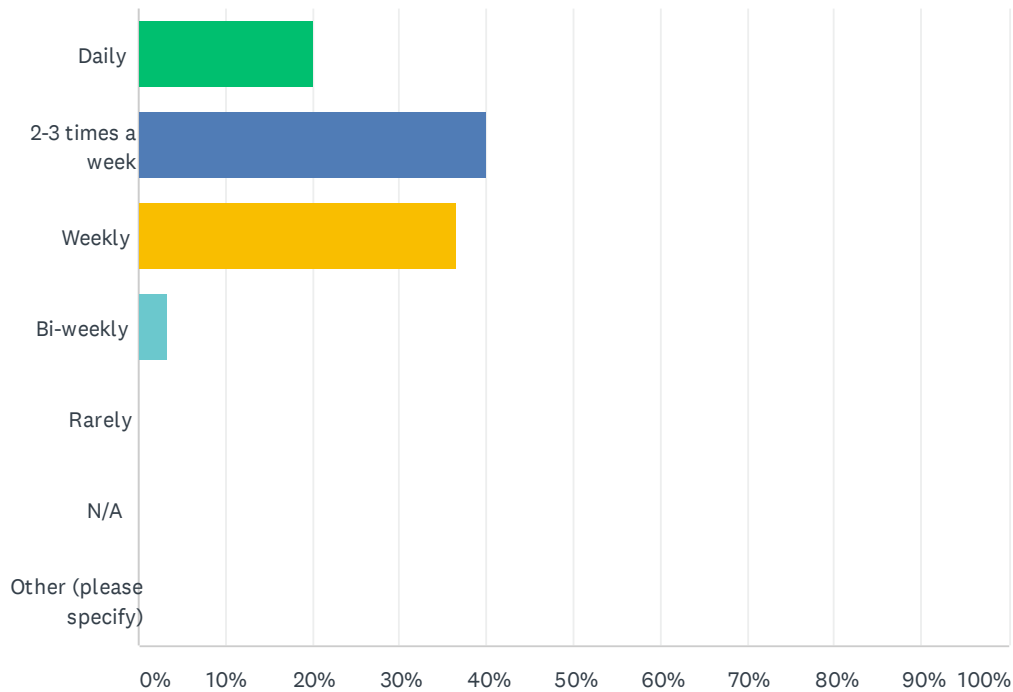


ANSWER CHOICES	RESPONSES	
Yes	7%	2
No	57%	17
Somewhat	27%	8
Not sure	10%	3
<b>TOTAL</b>		<b>30</b>



### Q11 How often do you provide opportunities for school leaders/staff to collaborate?

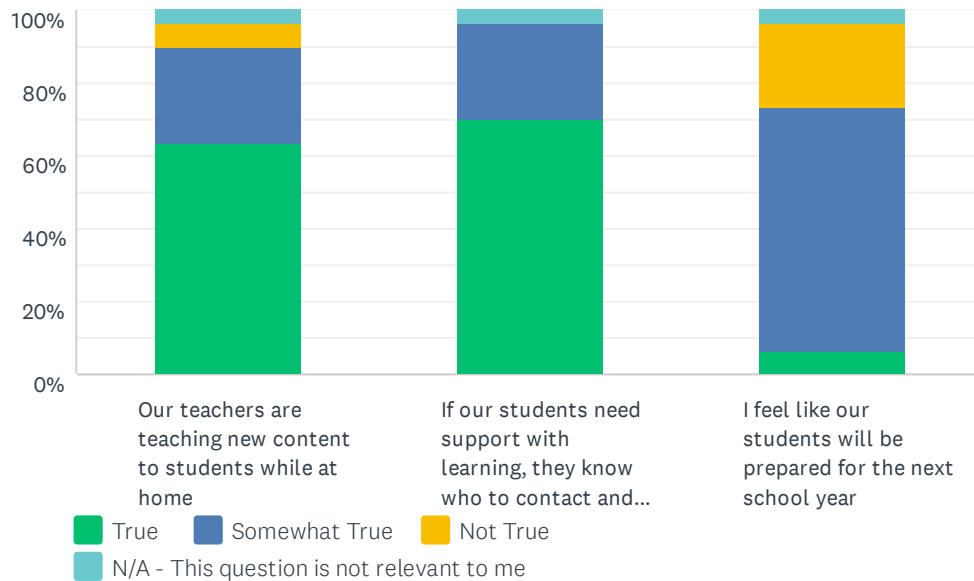
Answered: 30 Skipped: 3



ANSWER CHOICES	RESPONSES	
Daily	20%	6
2-3 times a week	40%	12
Weekly	37%	11
Bi-weekly	3%	1
Rarely	0%	0
N/A	0%	0
Other (please specify)	0%	0
<b>TOTAL</b>		<b>30</b>

## Q12 Please tell us how true the following statements are for your students

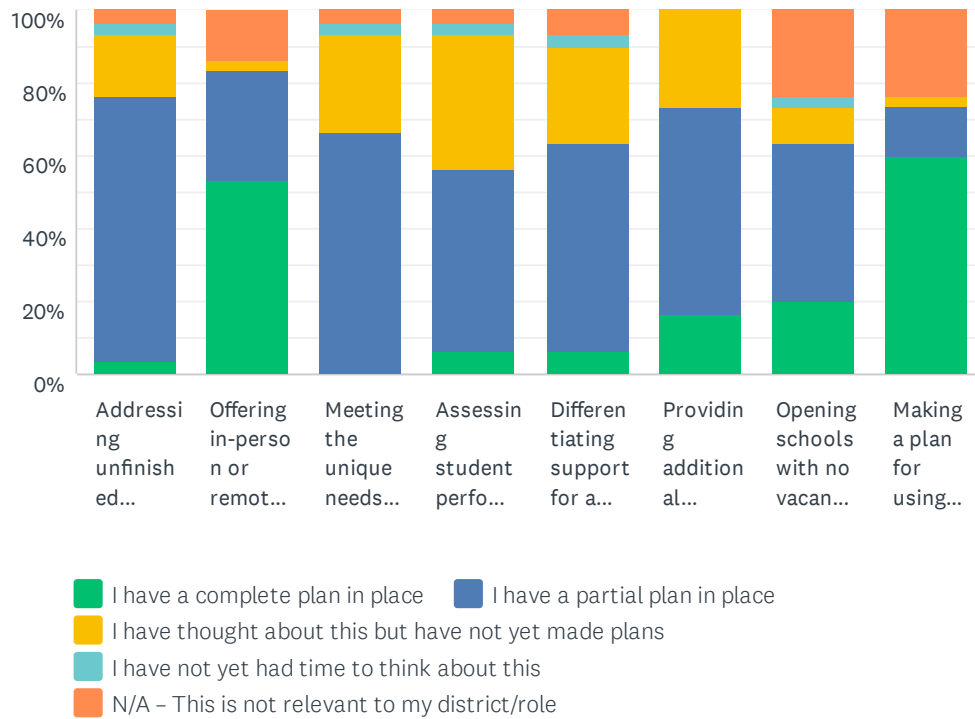
Answered: 30 Skipped: 3



	TRUE	SOMEWHAT TRUE	NOT TRUE	N/A - THIS QUESTION IS NOT RELEVANT TO ME	TOTAL
Our teachers are teaching new content to students while at home	63% 19	27% 8	7% 2	3% 1	30
If our students need support with learning, they know who to contact and how to get in touch with them	70% 21	27% 8	0% 0	3% 1	30
I feel like our students will be prepared for the next school year	7% 2	67% 20	23% 7	3% 1	30

## Q15 How far along is your planning in the following areas?

Answered: 30 Skipped: 3

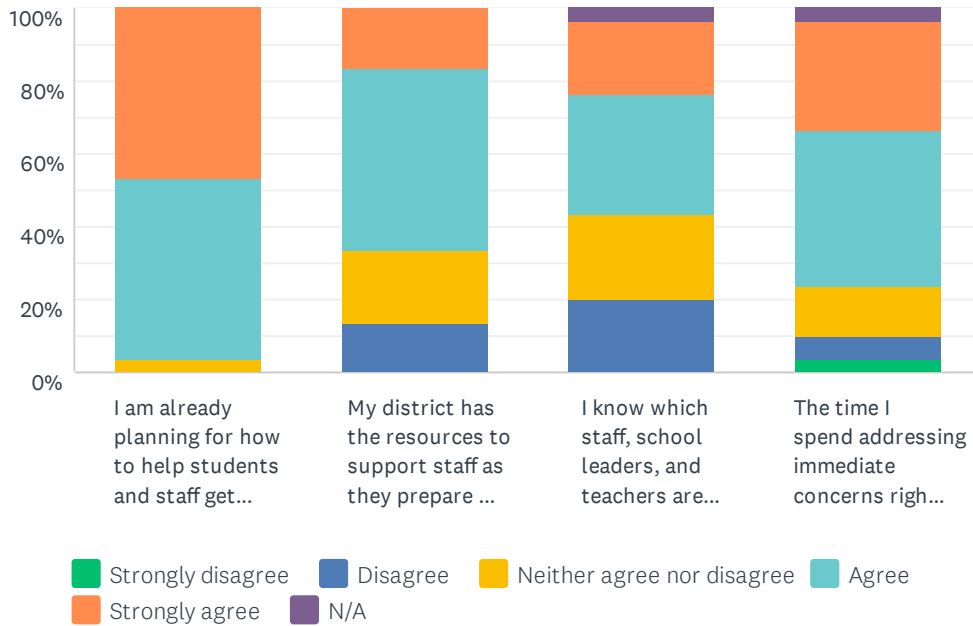


Delaware School Reopening Survey - District Leaders

	I HAVE A COMPLETE PLAN IN PLACE	I HAVE A PARTIAL PLAN IN PLACE	I HAVE THOUGHT ABOUT THIS BUT HAVE NOT YET MADE PLANS	I HAVE NOT YET HAD TIME TO THINK ABOUT THIS	N/A – THIS IS NOT RELEVANT TO MY DISTRICT/ROLE	TOTAL
Addressing unfinished learning during the summer or early fall	3% 1	73% 22	17% 5	3% 1	3% 1	30
Offering in-person or remote summer learning in my district	53% 16	30% 9	3% 1	0% 0	13% 4	30
Meeting the unique needs students and their families will have upon returning to school	0% 0	67% 20	27% 8	3% 1	3% 1	30
Assessing student performance and needs upon returning to school	7% 2	50% 15	37% 11	3% 1	3% 1	30
Differentiating support for all student populations (e.g., ELL, Special Education)	7% 2	57% 17	27% 8	3% 1	7% 2	30
Providing additional professional development to support teachers and leaders in ensuring students are ready for grade-level curriculum upon their return to school	17% 5	57% 17	27% 8	0% 0	0% 0	30
Opening schools with no vacancies	20% 6	43% 13	10% 3	3% 1	23% 7	30
Making a plan for using a virtual hiring process (e.g. virtual interviews, virtual career fairs)	60% 18	13% 4	3% 1	0% 0	23% 7	30

### Q16 Please indicate your level of agreement with the following statements

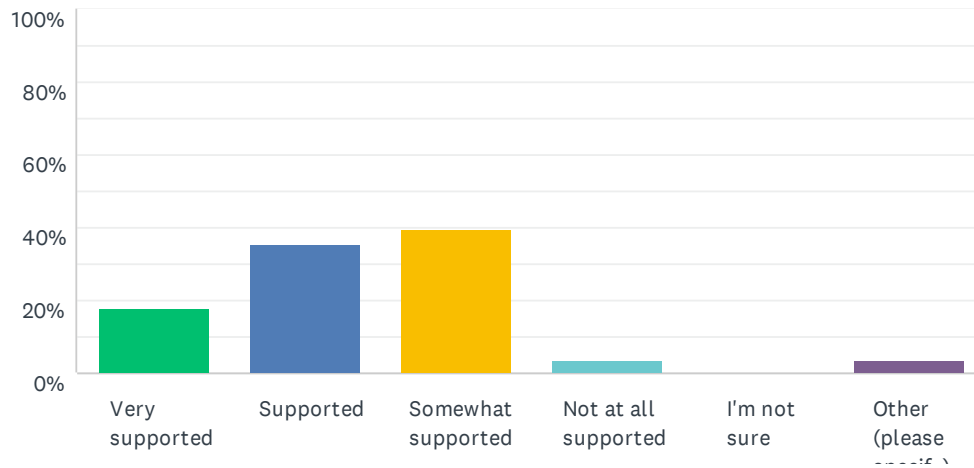
Answered: 30 Skipped: 3



	STRONGLY DISAGREE	DISAGREE	NEITHER AGREE NOR DISAGREE	AGREE	STRONGLY AGREE	N/A	TOTAL
I am already planning for how to help students and staff get back on track when returning to school next year	0% 0	0% 0	3% 1	50% 15	47% 14	0% 0	30
My district has the resources to support staff as they prepare for the next school year	0% 0	13% 4	20% 6	50% 15	17% 5	0% 0	30
I know which staff, school leaders, and teachers are planning to return to school/district next year	0% 0	20% 6	23% 7	33% 10	20% 6	3% 1	30
The time I spend addressing immediate concerns right now prevents me from completing other necessary tasks	3% 1	7% 2	13% 4	43% 13	30% 9	3% 1	30

## Q17 How supported do you feel by the Delaware Department of Education?

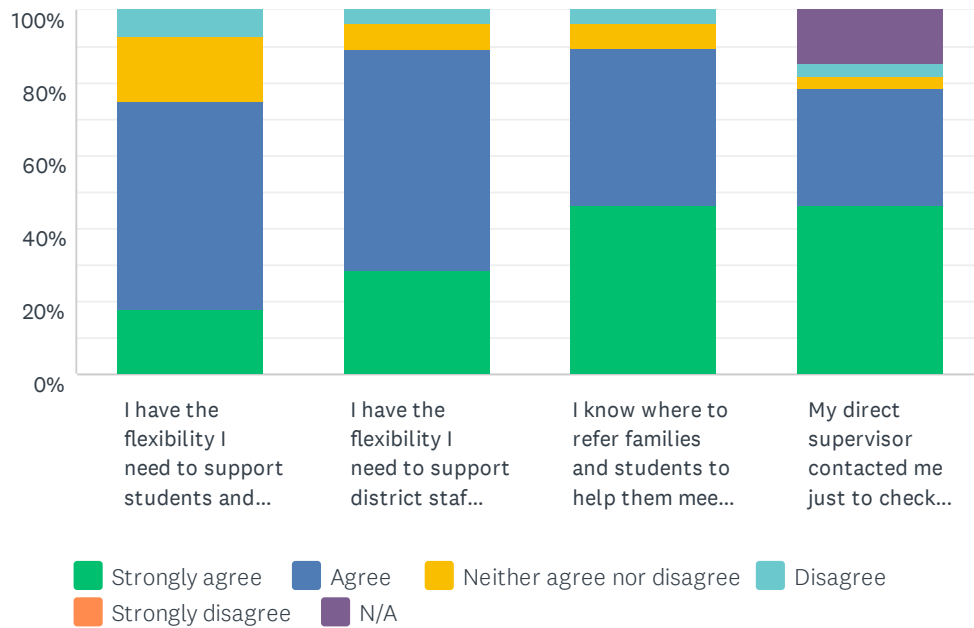
Answered: 28 Skipped: 5



ANSWER CHOICES	RESPONSES	
Very supported	18%	5
Supported	36%	10
Somewhat supported	39%	11
Not at all supported	4%	1
I'm not sure	0%	0
Other (please specify)	4%	1
<b>TOTAL</b>		<b>28</b>

### Q18 Please indicate your level of agreement with the following statements

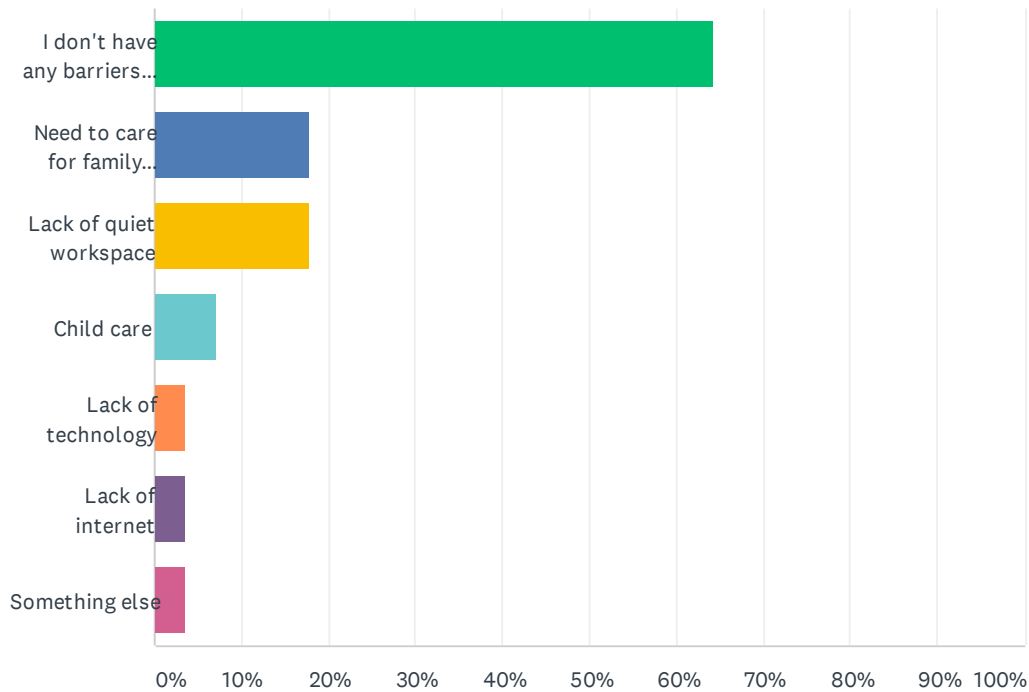
Answered: 28 Skipped: 5



	STRONGLY AGREE	AGREE	NEITHER AGREE NOR DISAGREE	DISAGREE	STRONGLY DISAGREE	N/A	TOTAL
I have the flexibility I need to support students and families who are in need	18% 5	57% 16	18% 5	7% 2	0% 0	0% 0	28
I have the flexibility I need to support district staff who are in need	29% 8	61% 17	7% 2	4% 1	0% 0	0% 0	28
I know where to refer families and students to help them meet their COVID-19 related needs (e.g., food, shelter, healthcare, counseling services)	46% 13	43% 12	7% 2	4% 1	0% 0	0% 0	28
My direct supervisor contacted me just to check up on how I am doing during this time	46% 13	32% 9	4% 1	4% 1	0% 0	14% 4	28

### Q19 What is your biggest barrier in effectively working from home? (select up to three)

Answered: 28 Skipped: 5

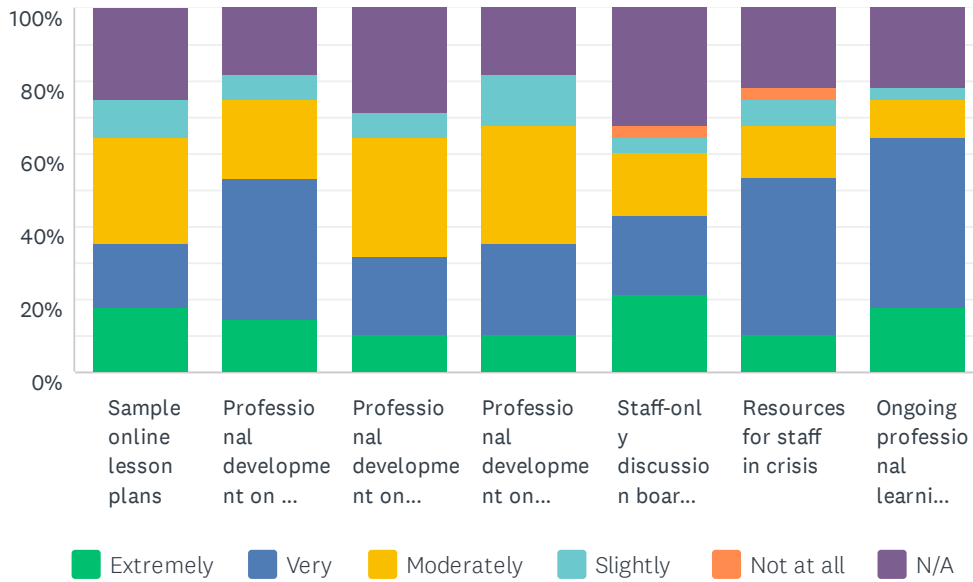


ANSWER CHOICES	RESPONSES	
I don't have any barriers right now	64%	18
Need to care for family members	18%	5
Lack of quiet workspace	18%	5
Child care	7%	2
Lack of technology	4%	1
Lack of internet	4%	1
Something else	4%	1
Total Respondents: 28		



## Q20 How useful were the resources and supports provided to your staff?

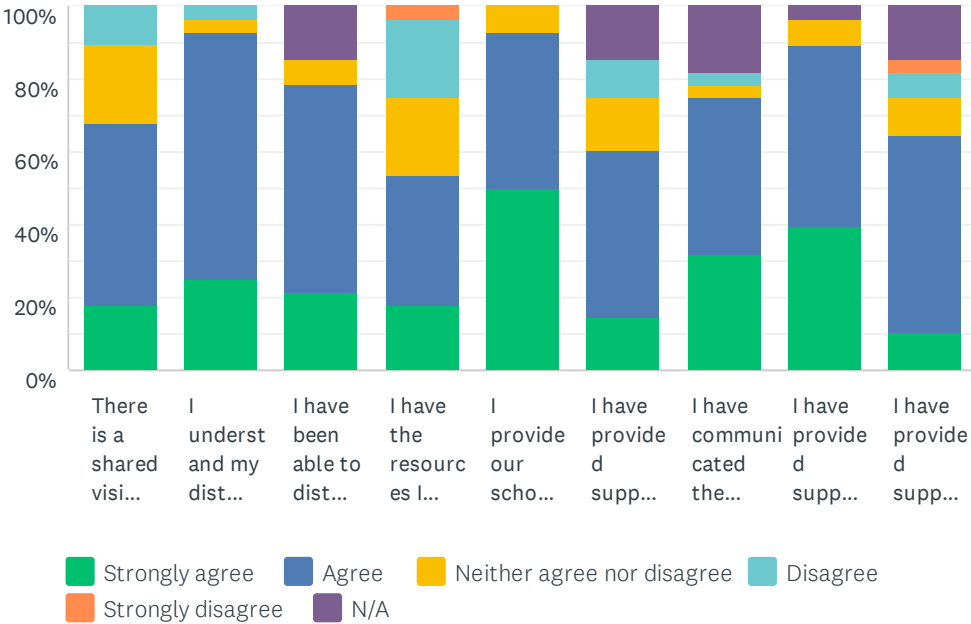
Answered: 28 Skipped: 5



	EXTREMELY	VERY	MODERATELY	SLIGHTLY	NOT AT ALL	N/A	TOTAL
Sample online lesson plans	18% 5	18% 5	29% 8	11% 3	0% 0	25% 7	28
Professional development on how to use online platforms	14% 4	39% 11	21% 6	7% 2	0% 0	18% 5	28
Professional development on converting offline materials into online resources	11% 3	21% 6	32% 9	7% 2	0% 0	29% 8	28
Professional development on engaging students through remote learning	11% 3	25% 7	32% 9	14% 4	0% 0	18% 5	28
Staff-only discussion boards to receive peer support and advice	21% 6	21% 6	18% 5	4% 1	4% 1	32% 9	28
Resources for staff in crisis	11% 3	43% 12	14% 4	7% 2	4% 1	21% 6	28
Ongoing professional learning communities (PLCs)	18% 5	46% 13	11% 3	4% 1	0% 0	21% 6	28

### Q21 Please indicate your level of agreement with the following statements (since remote learning started)

Answered: 28 Skipped: 5

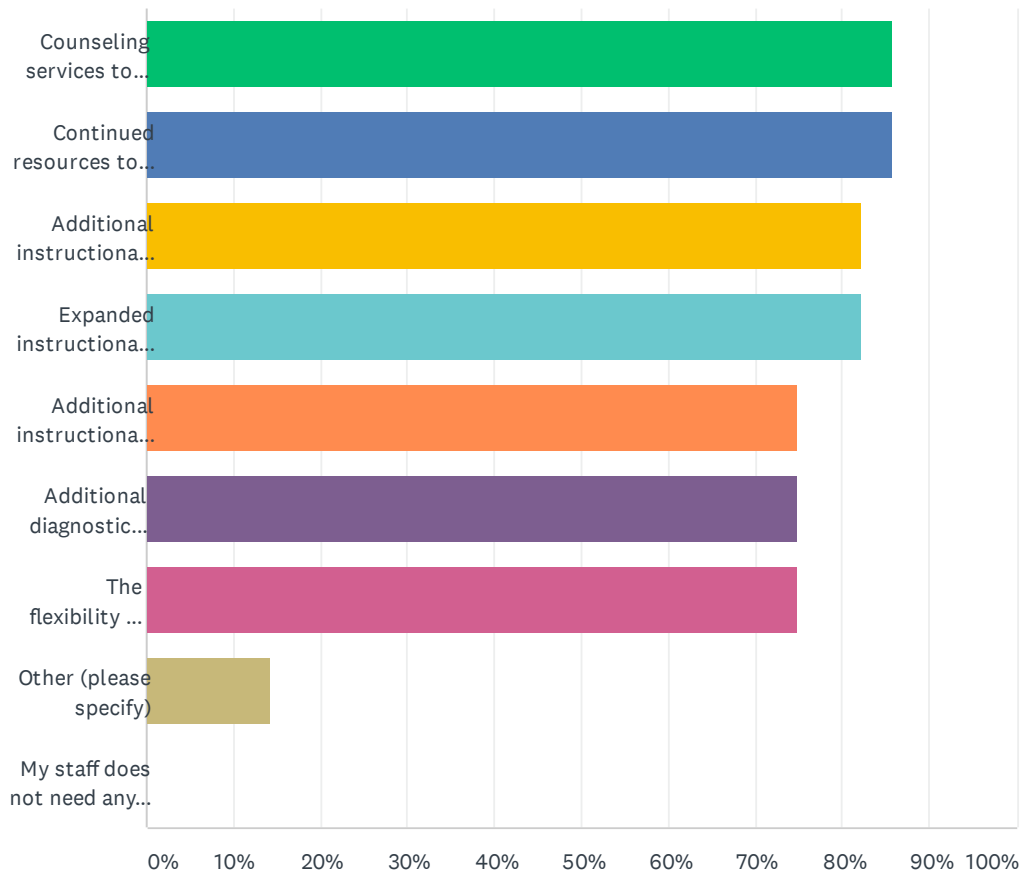


Delaware School Reopening Survey - District Leaders

	STRONGLY AGREE	AGREE	NEITHER AGREE NOR DISAGREE	DISAGREE	STRONGLY DISAGREE	N/A	TOTAL
There is a shared vision across my district for effective remote learning	18% 5	50% 14	21% 6	11% 3	0% 0	0% 0	28
I understand my district's expectations for providing feedback to teachers and leaders	25% 7	68% 19	4% 1	4% 1	0% 0	0% 0	28
I have been able to distribute academic resources to staff	21% 6	57% 16	7% 2	0% 0	0% 0	14% 4	28
I have the resources I need to effectively support our teachers and leaders as they implement remote learning	18% 5	36% 10	21% 6	21% 6	4% 1	0% 0	28
I provide our school leaders the autonomy they need to support their teachers as they implement remote learning	50% 14	43% 12	7% 2	0% 0	0% 0	0% 0	28
I have provided support to teachers and leaders so that they are able to assess students' performance and track their progress	14% 4	46% 13	14% 4	11% 3	0% 0	14% 4	28
I have communicated the expectations for providing feedback to students and grading work at this time	32% 9	43% 12	4% 1	4% 1	0% 0	18% 5	28
I have provided support to teachers and leaders so that they are able to support students' learning in a remote learning environment	39% 11	50% 14	7% 2	0% 0	0% 0	4% 1	28
I have provided support to teachers and leaders so that they are able to assess possible unfinished learning of the incoming students	11% 3	54% 15	11% 3	7% 2	4% 1	14% 4	28

## Q22 As you think about next year, what support(s) do you imagine your staff will need? (select all that apply)

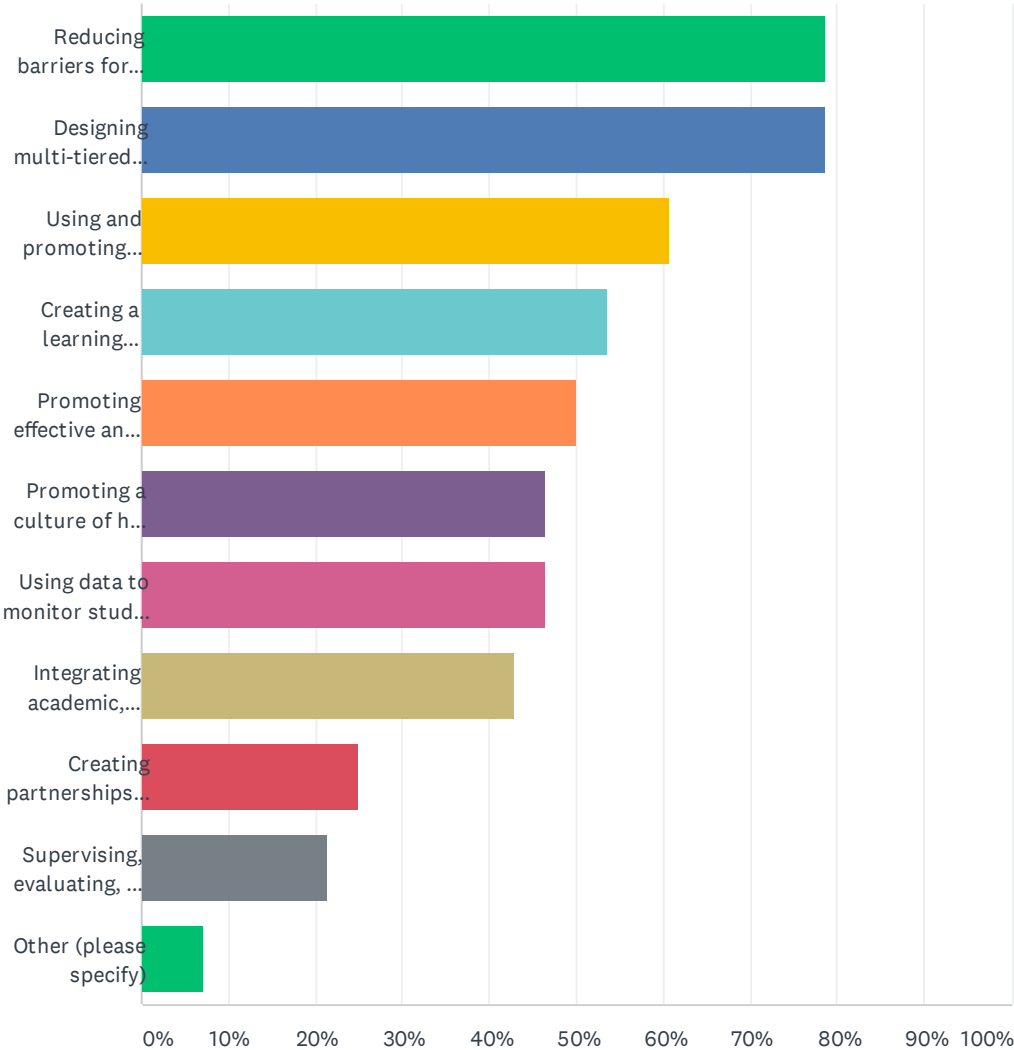
Answered: 28 Skipped: 5



ANSWER CHOICES	RESPONSES	
Counseling services to support students as they come back to school	86%	24
Continued resources to support remote learning	86%	24
Additional instructional planning time	82%	23
Expanded instructional technology personnel capacity	82%	23
Additional instructional planning resources	75%	21
Additional diagnostic tools to understand where students are in their learning	75%	21
The flexibility to focus on standards from the students' previous grade	75%	21
Other (please specify)	14%	4
My staff does not need any additional support	0%	0
Total Respondents: 28		

### Q23 As you think about next year, what support(s) in the following areas do you imagine you will need? (select all that apply)

Answered: 28 Skipped: 5

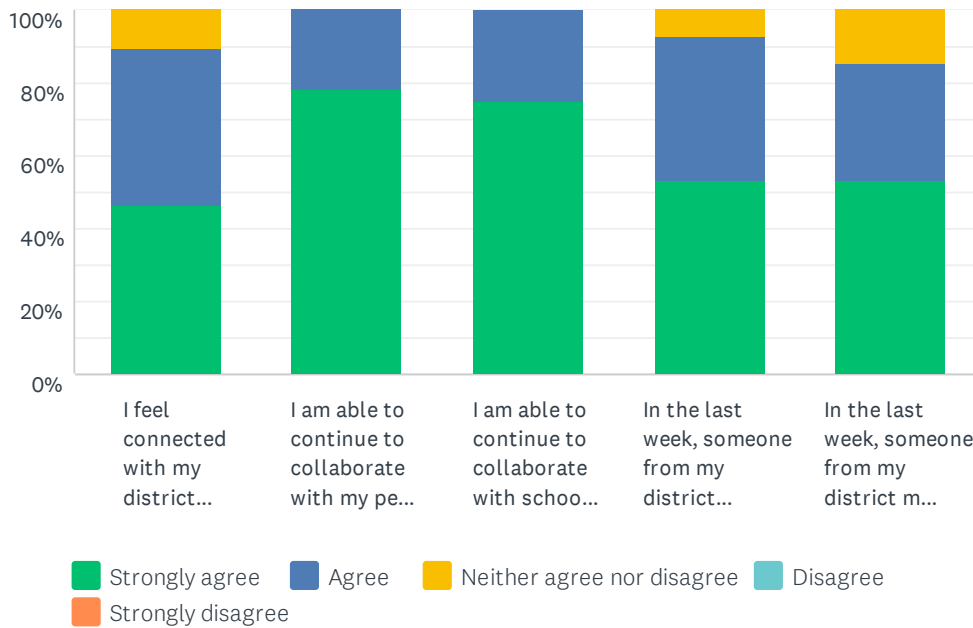


## Delaware School Reopening Survey - District Leaders

ANSWER CHOICES	RESPONSES	
Reducing barriers for at-risk students	79%	22
Designing multi-tiered systems in a remote learning environment (i.e. scheduling, RTI, guidance services)	79%	22
Using and promoting technology	61%	17
Creating a learning environment that recognizes diversity	54%	15
Promoting effective and innovative research-based instructional strategies	50%	14
Promoting a culture of high expectations	46%	13
Using data to monitor student achievement	46%	13
Integrating academic, co-curricular, and extracurricular programs	43%	12
Creating partnerships with community organizations	25%	7
Supervising, evaluating, and assisting teachers and leaders	21%	6
Other (please specify)	7%	2
<b>Total Respondents: 28</b>		

## Q24 Please indicate your level of agreement with the following statements

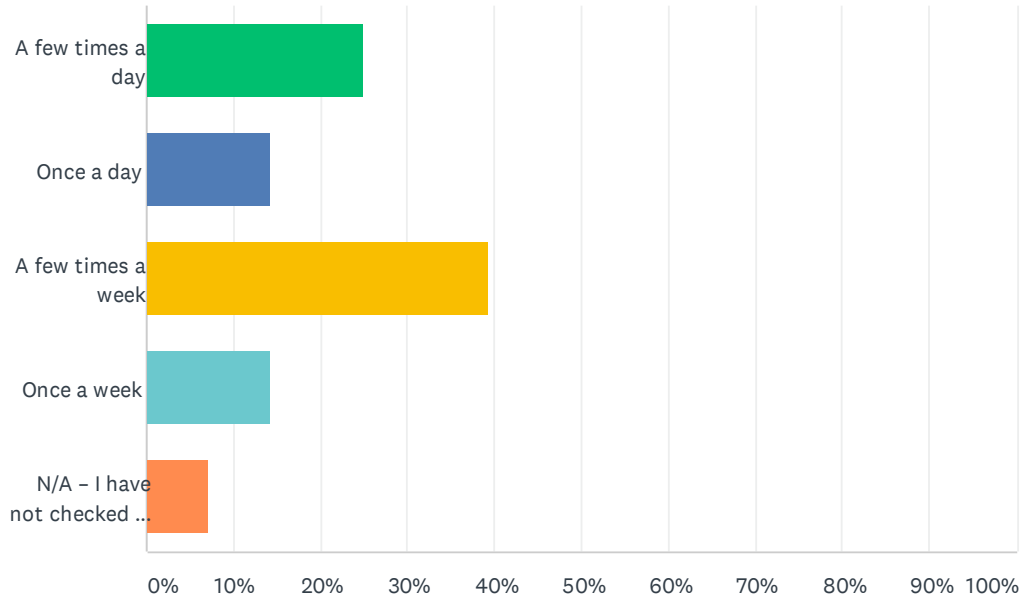
Answered: 28 Skipped: 5



	STRONGLY AGREE	AGREE	NEITHER AGREE NOR DISAGREE	DISAGREE	STRONGLY DISAGREE	TOTAL
I feel connected with my district community	46% 13	43% 12	11% 3	0% 0	0% 0	28
I am able to continue to collaborate with my peers (e.g. other district leaders)	79% 22	21% 6	0% 0	0% 0	0% 0	28
I am able to continue to collaborate with school and district staff	75% 21	25% 7	0% 0	0% 0	0% 0	28
In the last week, someone from my district provided me with positive feedback	54% 15	39% 11	7% 2	0% 0	0% 0	28
In the last week, someone from my district made me feel valued	54% 15	32% 9	14% 4	0% 0	0% 0	28

### Q25 In the last week, how often did you check in with your supervisor?

Answered: 28 Skipped: 5

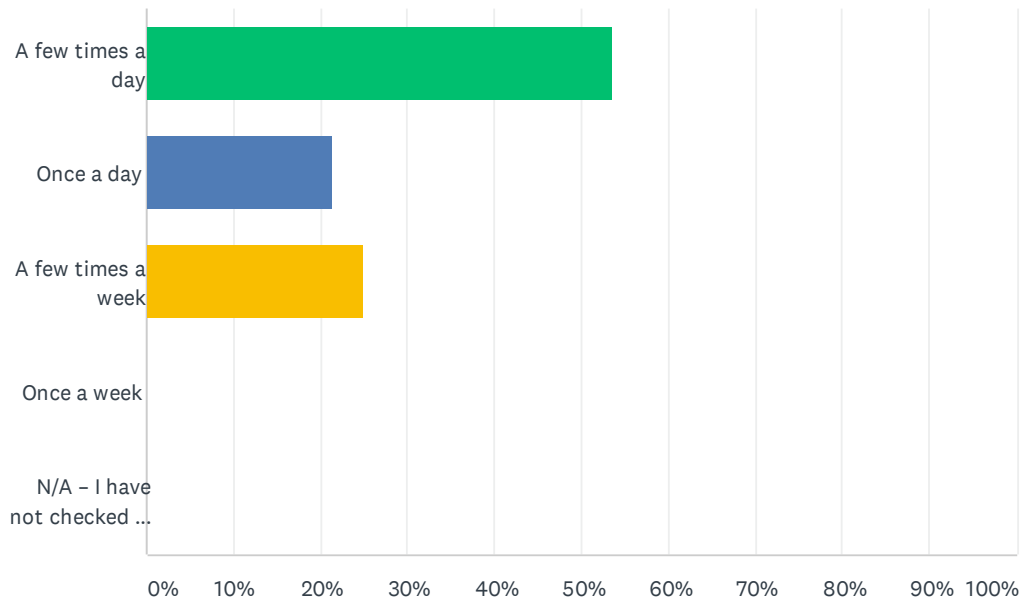


ANSWER CHOICES	RESPONSES	
A few times a day	25%	7
Once a day	14%	4
A few times a week	39%	11
Once a week	14%	4
N/A – I have not checked in with my supervisor in the last week	7%	2
<b>TOTAL</b>		<b>28</b>



## Q26 In the last week, how often did you check in with one or more of your colleagues or peers?

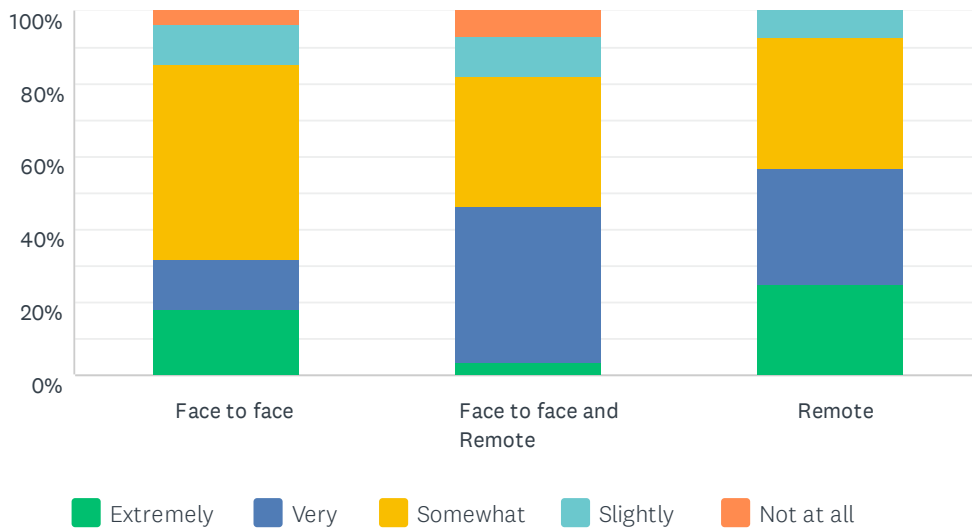
Answered: 28 Skipped: 5



ANSWER CHOICES	RESPONSES	
A few times a day	54%	15
Once a day	21%	6
A few times a week	25%	7
Once a week	0%	0
N/A – I have not checked in with my colleagues or peers in the last week.	0%	0
<b>TOTAL</b>		<b>28</b>

## Q29 Given the current conditions, how comfortable would you be with the following choices of delivery of instruction at the beginning of the school year?

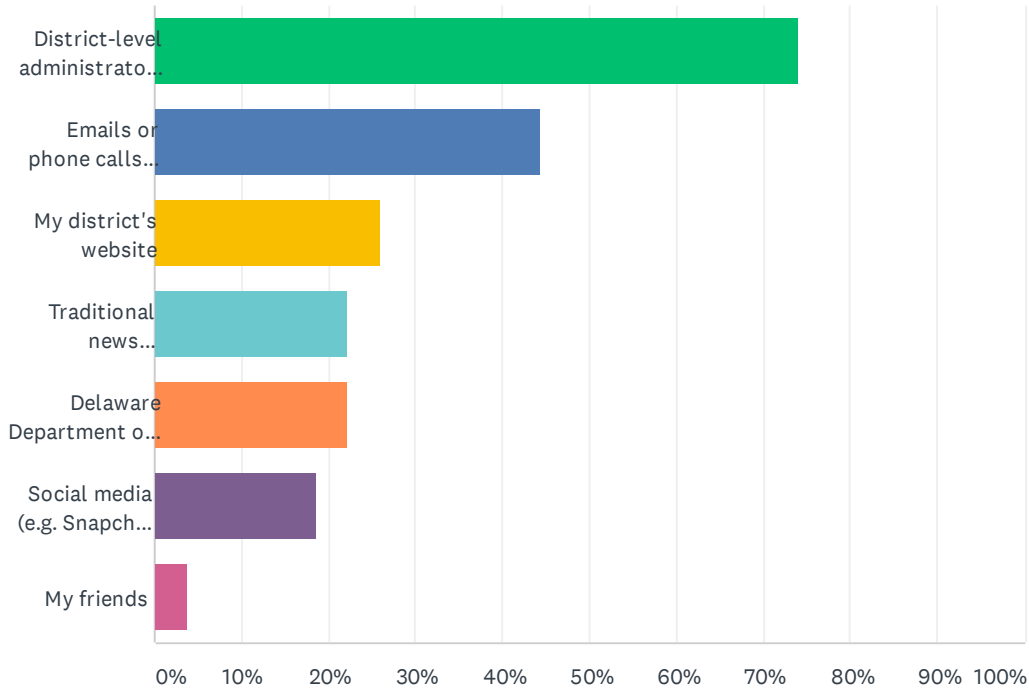
Answered: 28 Skipped: 5



	EXTREMELY	VERY	SOMEWHAT	SLIGHTLY	NOT AT ALL	TOTAL
Face to face	18% 5	14% 4	54% 15	11% 3	4% 1	28
Face to face and Remote	4% 1	43% 12	36% 10	11% 3	7% 2	28
Remote	25% 7	32% 9	36% 10	7% 2	0% 0	28

### Q31 Where are you getting most of your information about your district's response to the COVID-19 outbreak right now? (select the top three)

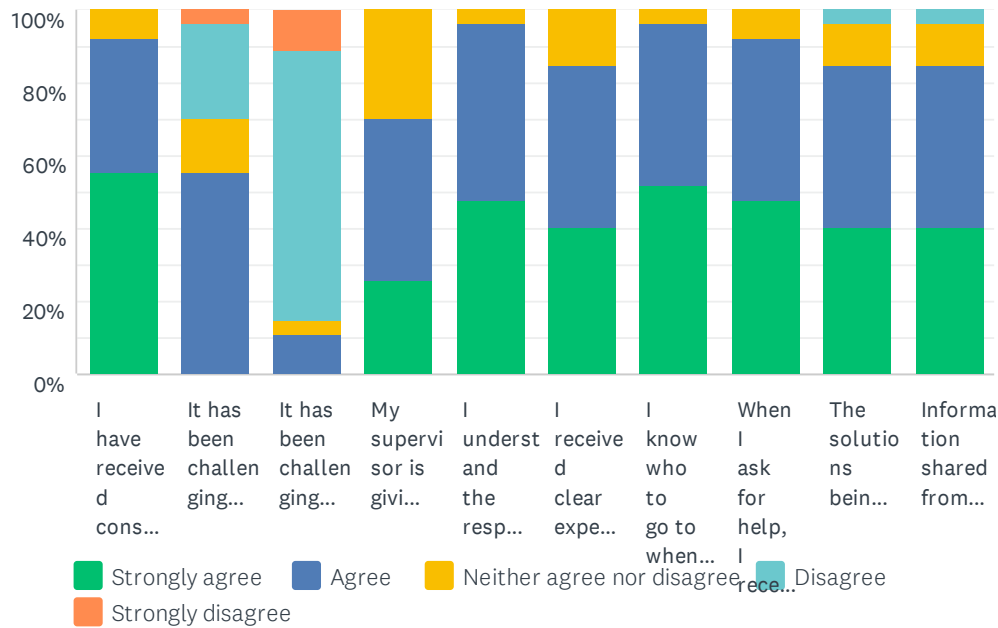
Answered: 27 Skipped: 6



ANSWER CHOICES	RESPONSES	
District-level administrator meetings	74%	20
Emails or phone calls from my supervisor	44%	12
My district's website	26%	7
Traditional news publications and sources (e.g. TV news, newspapers)	22%	6
Delaware Department of Education's website	22%	6
Social media (e.g. Snapchat, Twitter, Instagram, TikTok, Youtube)	19%	5
My friends	4%	1
Total Respondents: 27		

### Q32 Please indicate your level of agreement with the following statements

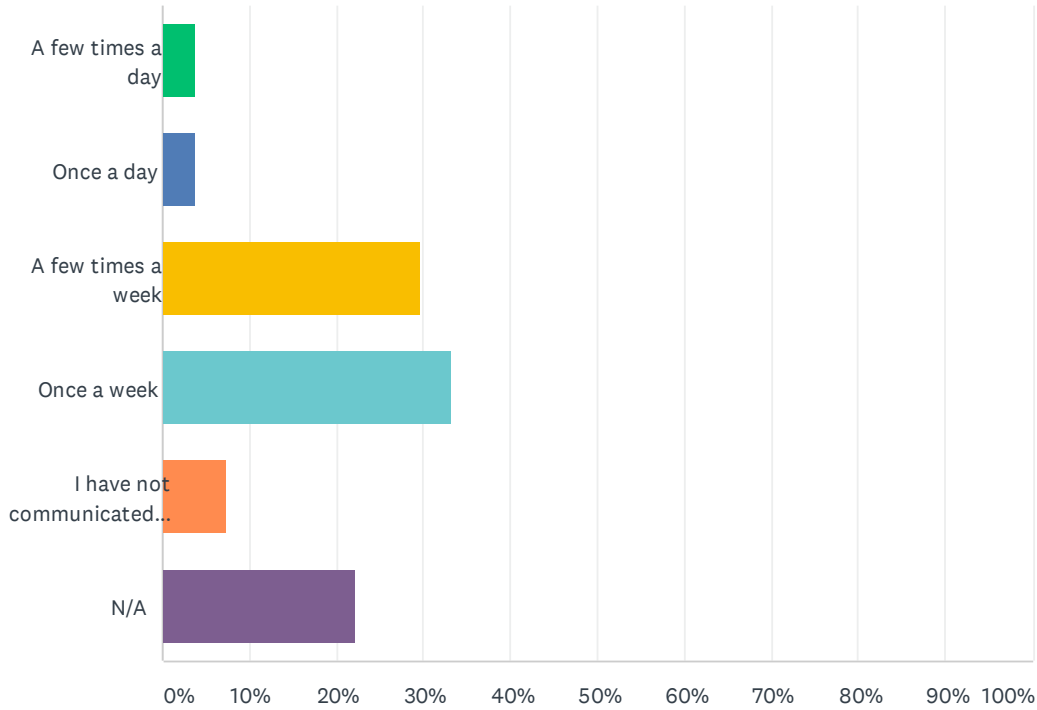
Answered: 27 Skipped: 6



	STRONGLY AGREE	AGREE	NEITHER AGREE NOR DISAGREE	DISAGREE	STRONGLY DISAGREE	TOTAL
I have received consistent messaging about the district's response to COVID-19	56% 15	37% 10	7% 2	0% 0	0% 0	27
It has been challenging to communicate with students and families about their basic needs and resources	0% 0	56% 15	15% 4	26% 7	4% 1	27
It has been challenging to communicate with my district community (e.g. colleagues, school leaders, teachers)	0% 0	11% 3	4% 1	74% 20	11% 3	27
My supervisor is giving me the support I need personally and professionally	26% 7	44% 12	30% 8	0% 0	0% 0	27
I understand the responsibilities and priorities of my job right now	48% 13	48% 13	4% 1	0% 0	0% 0	27
I received clear expectations regarding my role from my supervisor	41% 11	44% 12	15% 4	0% 0	0% 0	27
I know who to go to when I need help related to work	52% 14	44% 12	4% 1	0% 0	0% 0	27
When I ask for help, I receive timely support	48% 13	44% 12	7% 2	0% 0	0% 0	27
The solutions being provided by the district office meet the needs and context of our schools	41% 11	44% 12	11% 3	4% 1	0% 0	27
Information shared from the district office is coordinated and accessible	41% 11	44% 12	11% 3	4% 1	0% 0	27

### Q33 In the last week, how often did you communicate with families?

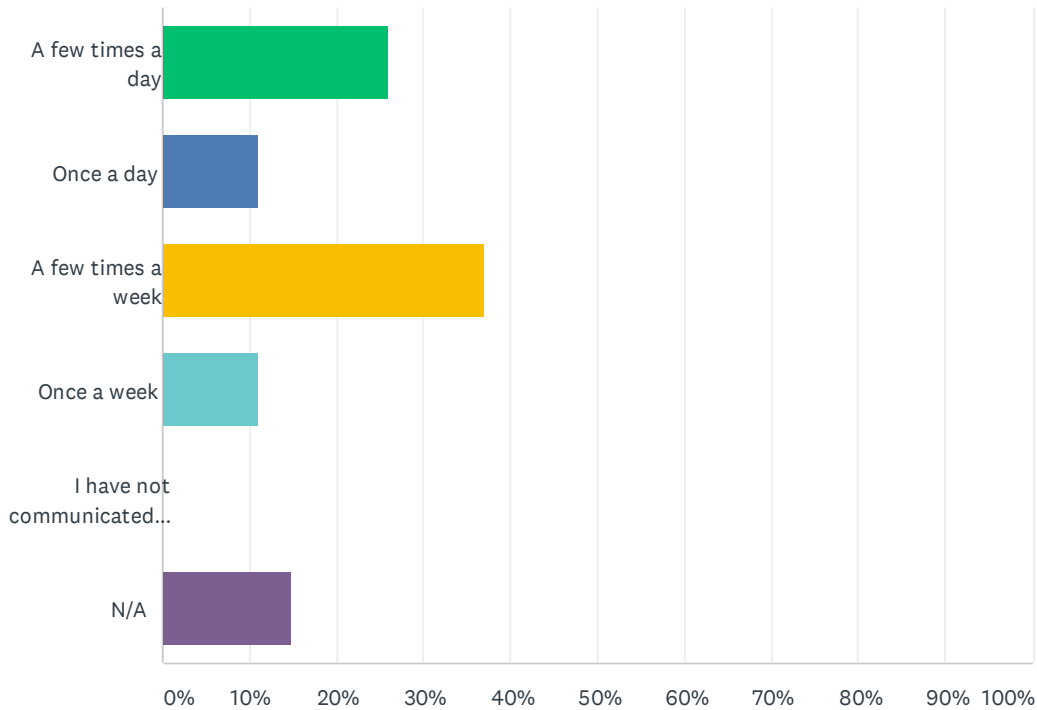
Answered: 27 Skipped: 6



ANSWER CHOICES	RESPONSES	
A few times a day	4%	1
Once a day	4%	1
A few times a week	30%	8
Once a week	33%	9
I have not communicated with families in the last week	7%	2
N/A	22%	6
<b>TOTAL</b>		<b>27</b>

### Q34 In the last week, how often did you communicate with teachers?

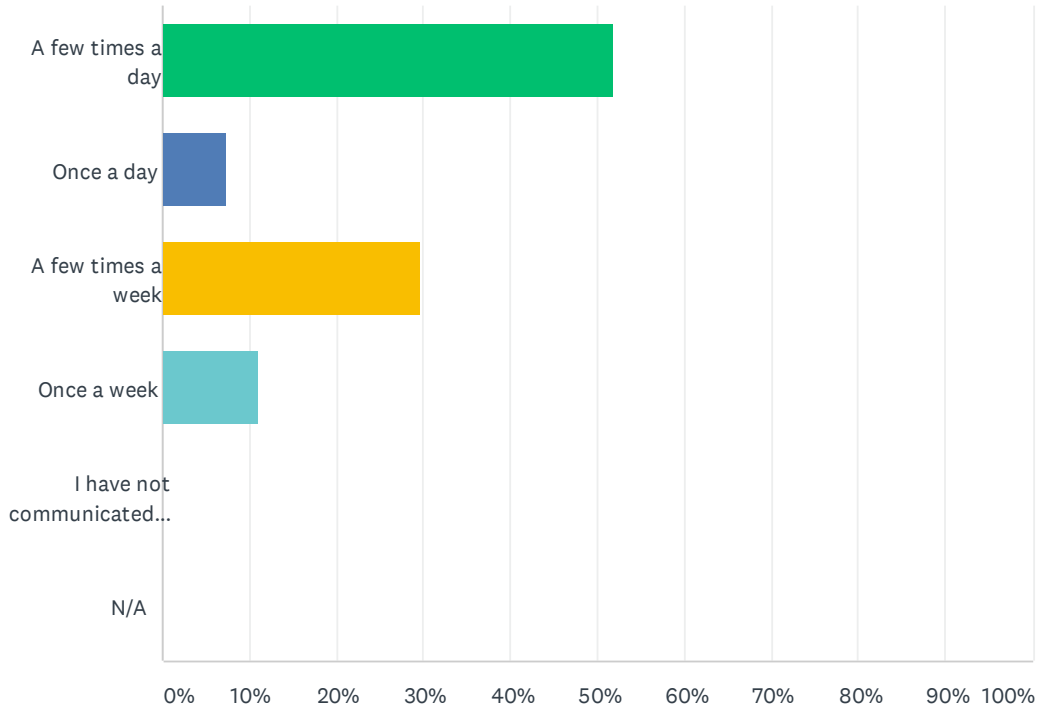
Answered: 27 Skipped: 6



ANSWER CHOICES	RESPONSES	
A few times a day	26%	7
Once a day	11%	3
A few times a week	37%	10
Once a week	11%	3
I have not communicated with teachers in the last week	0%	0
N/A	15%	4
<b>TOTAL</b>		<b>27</b>

### Q35 In the last week, how often did you communicate with school leaders?

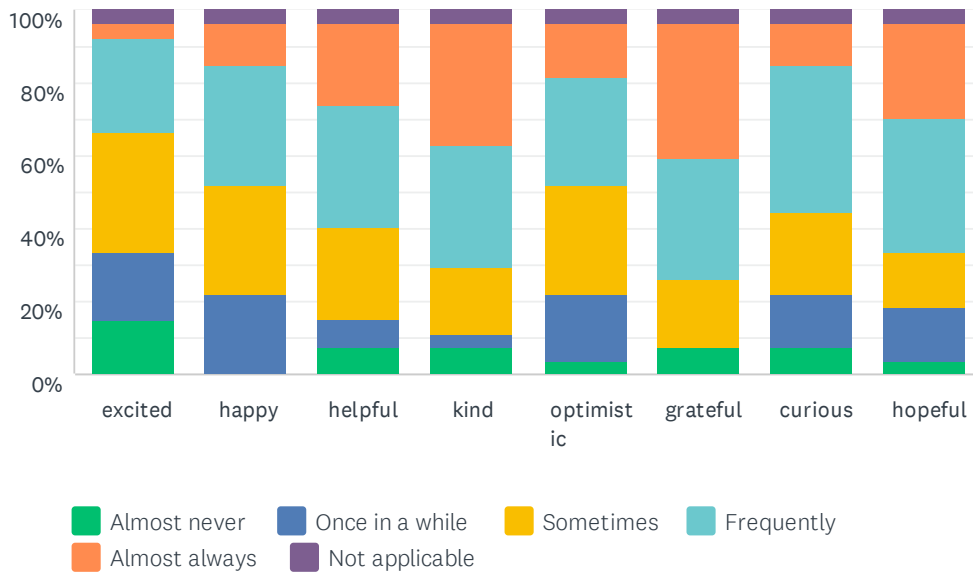
Answered: 27 Skipped: 6



ANSWER CHOICES	RESPONSES	
A few times a day	52%	14
Once a day	7%	2
A few times a week	30%	8
Once a week	11%	3
I have not communicated with school leaders in the last week	0%	0
N/A	0%	0
<b>TOTAL</b>		<b>27</b>

### Q36 During the last week, how often did you feel \_\_\_\_\_?

Answered: 27 Skipped: 6

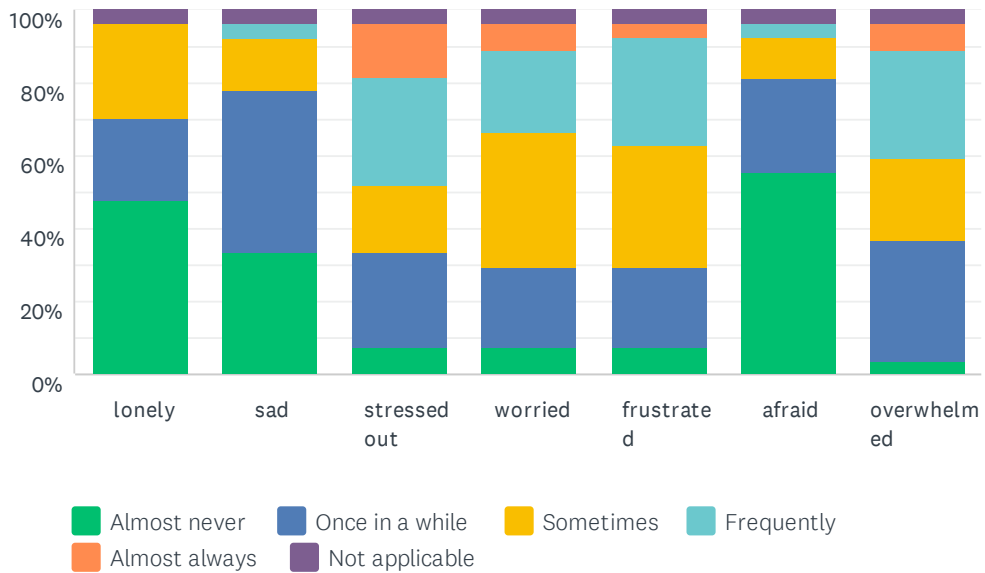


	ALMOST NEVER	ONCE IN A WHILE	SOMETIMES	FREQUENTLY	ALMOST ALWAYS	NOT APPLICABLE	TOTAL
excited	15% 4	19% 5	33% 9	26% 7	4% 1	4% 1	27
happy	0% 0	22% 6	30% 8	33% 9	11% 3	4% 1	27
helpful	7% 2	7% 2	26% 7	33% 9	22% 6	4% 1	27
kind	7% 2	4% 1	19% 5	33% 9	33% 9	4% 1	27
optimistic	4% 1	19% 5	30% 8	30% 8	15% 4	4% 1	27
grateful	7% 2	0% 0	19% 5	33% 9	37% 10	4% 1	27
curious	7% 2	15% 4	22% 6	41% 11	11% 3	4% 1	27
hopeful	4% 1	15% 4	15% 4	37% 10	26% 7	4% 1	27



### Q37 During the last week, how often did you feel \_\_\_\_\_?

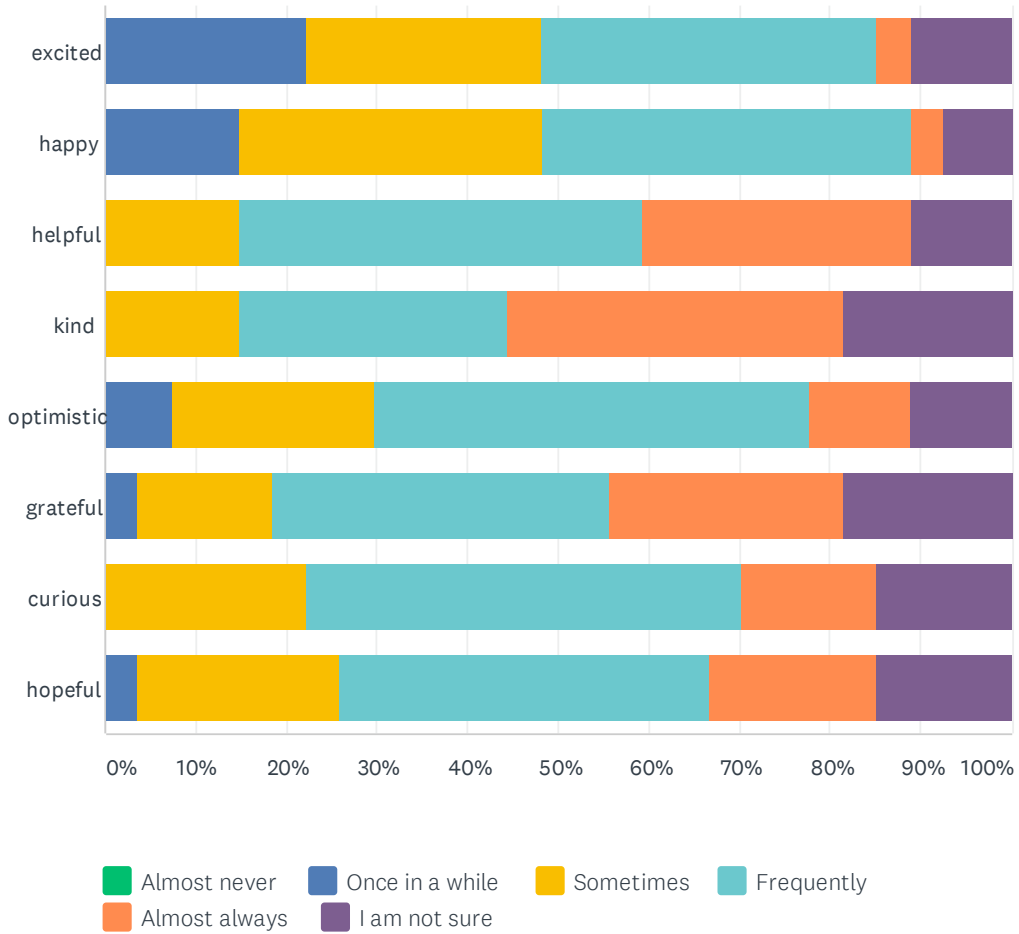
Answered: 27 Skipped: 6



	ALMOST NEVER	ONCE IN A WHILE	SOMETIMES	FREQUENTLY	ALMOST ALWAYS	NOT APPLICABLE	TOTAL
lonely	48% 13	22% 6	26% 7	0% 0	0% 0	4% 1	27
sad	33% 9	44% 12	15% 4	4% 1	0% 0	4% 1	27
stressed out	7% 2	26% 7	19% 5	30% 8	15% 4	4% 1	27
worried	7% 2	22% 6	37% 10	22% 6	7% 2	4% 1	27
frustrated	7% 2	22% 6	33% 9	30% 8	4% 1	4% 1	27
afraid	56% 15	26% 7	11% 3	4% 1	0% 0	4% 1	27
overwhelmed	4% 1	33% 9	22% 6	30% 8	7% 2	4% 1	27

### Q38 During the last week, how often did you feel that your staff were \_\_\_\_\_?

Answered: 27 Skipped: 6

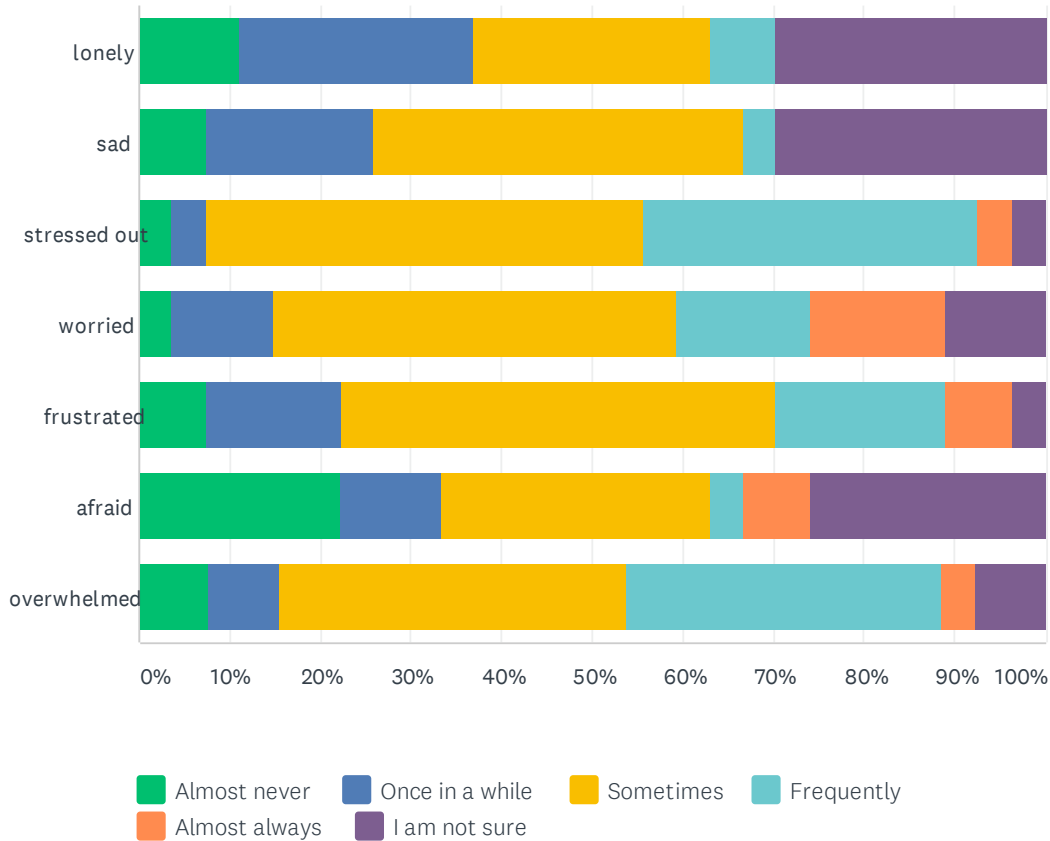


Delaware School Reopening Survey - District Leaders

	ALMOST NEVER	ONCE IN A WHILE	SOMETIMES	FREQUENTLY	ALMOST ALWAYS	I AM NOT SURE	TOTAL
excited	0% 0	22% 6	26% 7	37% 10	4% 1	11% 3	27
happy	0% 0	15% 4	33% 9	41% 11	4% 1	7% 2	27
helpful	0% 0	0% 0	15% 4	44% 12	30% 8	11% 3	27
kind	0% 0	0% 0	15% 4	30% 8	37% 10	19% 5	27
optimistic	0% 0	7% 2	22% 6	48% 13	11% 3	11% 3	27
grateful	0% 0	4% 1	15% 4	37% 10	26% 7	19% 5	27
curious	0% 0	0% 0	22% 6	48% 13	15% 4	15% 4	27
hopeful	0% 0	4% 1	22% 6	41% 11	19% 5	15% 4	27

### Q39 During the last week, how often did you feel that your staff were \_\_\_\_\_?

Answered: 27 Skipped: 6



	ALMOST NEVER	ONCE IN A WHILE	SOMETIMES	FREQUENTLY	ALMOST ALWAYS	I AM NOT SURE	TOTAL
lonely	11% 3	26% 7	26% 7	7% 2	0% 0	30% 8	27
sad	7% 2	19% 5	41% 11	4% 1	0% 0	30% 8	27
stressed out	4% 1	4% 1	48% 13	37% 10	4% 1	4% 1	27
worried	4% 1	11% 3	44% 12	15% 4	15% 4	11% 3	27
frustrated	7% 2	15% 4	48% 13	19% 5	7% 2	4% 1	27
afraid	22% 6	11% 3	30% 8	4% 1	7% 2	26% 7	27
overwhelmed	8% 2	8% 2	38% 10	35% 9	4% 1	8% 2	26