


Test Taking Tips for the CRCT



Created by Ashlynn Campbell, Area 5 Lead Teacher



TIP 1



Read all directions
before you answer
the question.


TIP 2



Read
each
question

carefully!






TIP 3

Underline key words and phrases in the question.

Tip 4

Try to come up with your own answer before seeing the choices. This will help in choosing the best answer choice available.



TIP 5

Read the entire question and all possible answers before marking your answer.

Eliminate answer choices that you know cannot be right.




TIP 6

Be aware of the following key words:


ALLNEVER

NOWONLY


ALWAYSEXACTLY



TIP 7



TIP 8



Words that are **CAPTALIZED**,
underlined, or **bold** are
important words.

TIP 9

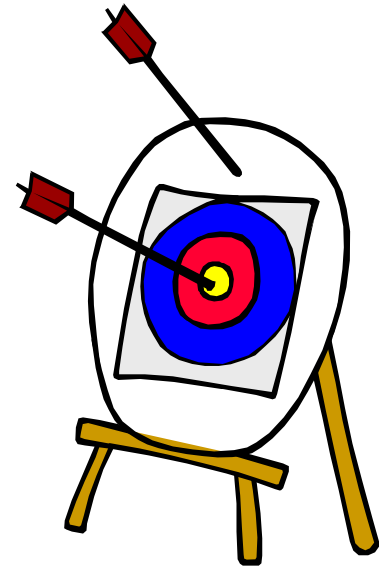

Be sure to answer

ALL questions!



TIP 10

Look for information in some of the questions. This information may help you answer other questions.



TIP 11

	<input type="checkbox"/> A	<input type="checkbox"/> B	<input type="checkbox"/> C	<input type="checkbox"/> D	<input type="checkbox"/> E
11	<input type="checkbox"/> A	<input checked="" type="checkbox"/> B	<input type="checkbox"/> C	<input type="checkbox"/> D	<input type="checkbox"/> E
12	<input type="checkbox"/> A	<input type="checkbox"/> B	<input checked="" type="checkbox"/> C	<input type="checkbox"/> D	<input type="checkbox"/> E
13	<input type="checkbox"/> A	<input checked="" type="checkbox"/> B	<input type="checkbox"/> C	<input type="checkbox"/> D	<input type="checkbox"/> E
14	<input type="checkbox"/> A	<input type="checkbox"/> B	<input type="checkbox"/> C	<input type="checkbox"/> D	<input type="checkbox"/> E
15	<input type="checkbox"/> A	<input type="checkbox"/> B	<input type="checkbox"/> C	<input type="checkbox"/> D	<input type="checkbox"/> E
16	<input type="checkbox"/> A	<input type="checkbox"/> B	<input type="checkbox"/> C	<input checked="" type="checkbox"/> D	<input type="checkbox"/> E
17	<input type="checkbox"/> A	<input checked="" type="checkbox"/> B	<input type="checkbox"/> C	<input type="checkbox"/> D	<input type="checkbox"/> E
18	<input type="checkbox"/> A	<input type="checkbox"/> B	<input checked="" type="checkbox"/> C	<input type="checkbox"/> D	<input type="checkbox"/> E
19	<input type="checkbox"/> A	<input type="checkbox"/> B	<input type="checkbox"/> C	<input checked="" type="checkbox"/> D	<input type="checkbox"/> E
20	<input type="checkbox"/> A	<input type="checkbox"/> B	<input checked="" type="checkbox"/> C	<input type="checkbox"/> D	<input type="checkbox"/> E
	<input type="checkbox"/> A	<input type="checkbox"/> B	<input type="checkbox"/> C	<input type="checkbox"/> D	<input type="checkbox"/> E

Match the number of the answer document to the item in the test booklet.

TIP 12

*Don't let the pace of others make you nervous.
However, don't spend too much time on one question.*



TIP 13


CONCENTRATE!



*Do not allow yourself to be distracted by noises
or movements around you.*

TIP 14

Use ALL the time you are given to complete the test, and be sure to review your answers.



TIP 15

THINK
POSITIVE!

