

Florida Bandmasters Association

2019 ALL-STATE MIDDLE SCHOOL AUDITION REQUIREMENTS

(For the 7th and 8th grade All-State Band – auditioning in September of 2018 for the January 2019 FMEA Conference)

1. All-State Middle School Band membership rules and regulations:

- The student must be in the seventh or eighth grade.
- The decision of the selection committee is final.
- Only instruments listed on the All-State Application or in the 2019 All-State Middle School Band Requirements printed in the handbook may audition. For clarification regarding any other instrument, contact the Junior High-Middle School Representative.
- String Bass students should audition through the Florida Orchestra Association and must be a member of the band or orchestra program at their school.
- The student must be a member of the band program at their school and have their name submitted on the proper All-State Application form. The Application form must be typed and signed by the band director and principal. The Application form must be submitted by the proper deadline date as set by the District.
- The band director must be a member of FBA/FMEA by September 1, 2018.
- Students selected for any of the All-State groups must bring their own music stand, instrument, band uniform, etc.

2. All-State Middle School Band Audition Requirements for Brass, Woodwinds and Percussion:

When the student enters the room, he/she will be asked to perform:

- The specific prepared exercises for their instrument(s) as listed in the All-State Middle School Audition Requirements. Please note the suggested tempi that have been given.
- A chromatic scale covering the range for their instrument (as given in the All-State Middle School Audition Requirements.) The scale will be performed in even eighth notes at a minimum tempo of MM *quarter note* = 144. The scale will be tongued ascending and slurred descending where applicable. Scale is to be memorized.
- Seven major scales, (in 2 minutes or less) from memory, complete with arpeggios, at a minimum tempo of MM *quarter note* = 120. Scales are to be performed a minimum of 2 octaves where possible. Students who wish to play a 3rd octave may do so. All scales must be performed within the allotted time frame. Scales must be performed in complete octaves. The scale pattern is $\text{♩} \text{♩} \text{♩} \text{♩} \text{♩}$. The arpeggio pattern is $\text{♩} \text{♩} \text{♩}$. The scales are to be tongued ascending and slurred descending where applicable. The student will be asked to perform scales in their transposed form. Scales will be performed in the following order, starting with the concert key of: G, C, F, Bb, Eb, Ab, & Db.
- A short sight-reading exercise(s) to demonstrate the student's reading ability. The student will have thirty seconds to study the piece before playing it. (Percussionists will be required to sight-read on snare and mallets.)

2019 All-State Middle School Band (7th and 8th grade) Prepared Exercises

All exercises are from the Rubank Advanced Method, Volume 1, except Percussion

Play the entire exercise unless specific measures are indicated.

Piccolo; (use flute book) Chromatic: 2 octaves from Eb Exercise: pg. 27, #8; top line, m. 1-18 to breath mark, no repeat, dotted quarter note = 88 <i>All Piccolo students MUST also audition on Flute. Their Flute audition will determine membership in the band and the Piccolo double will be determined by the Piccolo audition. The Piccolo audition will contain the chromatic scale and the above exercise – no other scales and no sight-reading.</i>	Trumpet; Chromatic: 2 octaves from G Lyrical Exercise: pg. 43, #25; top line, no D.C., dotted quarter note = 90 Technical Exercise: pg. 55, #28; quarter note = 120
Flute; Chromatic: 3 octaves from C Lyrical Exercise: p. 35, #15; top line, m. 1-21 + 1 note, quarter note = 72. Technical Exercise: pg. 53, #22; quarter note = 160	Horn in F; Chromatic: 2 octaves from F Lyrical Exercise: pg. 41, #26; top line, dotted quarter note = 60 Technical Exercise: pg. 59, #34; quarter note = 138
Oboe; Chromatic: 2 octaves from C Lyrical Exercise: pg. 21, #3; top line, m. 9 to end, no repeat, eighth note = 120 Technical Exercise: pg. 50, #19; quarter note = 90	Trombone, Euphonium BC; Chromatic: 2 octaves from F Lyrical Exercise: pg. 24, #8; top line, m. 1-16, no repeat, quarter note = 84 Technical Exercise: pg. 52, #10; no repeat, quarter note = 100
Bassoon; Chromatic: 2 octaves from F Lyrical Exercise: pg. 36, #21; no repeat, quarter note = 72 Technical Exercise: pg. 56, #24; quarter note = 86	Euphonium TC; (use trumpet book) Chromatic: 2 octaves from G Lyrical Exercise: pg. 23, #8; top line, m. 1-16, no repeat, quarter note = 84 Technical Exercise: pg. 49, #10; no repeat, quarter note = 100
Bb Clarinet; Chromatic: 3 octaves from E Lyrical Exercise: pg. 47, #24; top line, m. 1-21 + 1 note, quarter note = 72 Technical Exercise: p. 56, #24; quarter note = 86	Tuba; Chromatic: 2 octaves from F Lyrical Exercise: pg. 31, #11; m. 1-22; quarter note = 63 Technical Exercise: pg. 42, #30; m. 1-16 + 1 note, quarter note = 112
Bass Clarinet; (use clarinet book) Chromatic: 2 octaves from E Lyrical Exercise: pg. 32, #11; bottom line, beginning - m. 14 + 1 note, no repeat, eighth note = 90 Technical Exercise: pg. 50/51, #5; beginning - m. 21 + 1 note, dotted quarter note = 112	Percussion; Percussionists must audition in all three areas. Mallets; Chromatic: 2 octaves from Bb pg. 26, Vivace from Sonata; pick-up to m. 9 - 43 + 1 note, dotted-quarter note = 70 <i>Masterworks for Mallets, trans. by Beth Gottlieb</i> <i>Publisher: Row-Laff</i>
Eb Contra Alto & Bb Contra Bass Clarinet; (use clarinet book) Chromatic: 2 octaves from E Lyrical Exercise: pg. 47, #24; bottom line, quarter note = 80 Technical Exercise: pg. 34, #13; bottom line, quarter note = 100	Snare; Pg. 29, Etude 17; m. 1-30, quarter note = 112 <i>Intermediate Snare Drum Studies by Mitchell Peters</i> <i>Publisher: Mitchell Peters</i>
Alto, Tenor, and Bari Saxophone; Chromatic: 2 octaves from C Lyrical Exercise: pg. 26, #8; top line, no repeats, quarter note = 104 Technical Exercise: pg. 46, #6; beginning - m. 25 + 1 note, dotted quarter note = 120	Timpani; pg. 16, Etude 9; dotted quarter note = 132 <i>Pedal to the Kettle by Kirk J. Gay</i> <i>Tanspace Publications</i>

Middle School All-State Scales for Clarinet

$\text{♩} = 120$
A (G Concert)

D (C Concert)

G (F Concert)

C (Bb Concert)

F (Eb Concert)

Bb (Ab Concert)

Eb (Db Concert)

$\text{♩} = 144$
Chromatic

Adagio $\text{♩} = 72$


2019 All-State Clarinet Lyrical

KALLIWODA

24

This is a handwritten musical score for a Clarinet Lyrical piece. It consists of five systems of music, each with a treble clef and a key signature of one sharp (F#). The tempo is marked 'Adagio' with a quarter note equal to 72 beats per minute. The score includes various musical notations such as notes, rests, and dynamic markings. The first system starts with a piano (*p*) dynamic and ends with a forte (*f*) dynamic. The second system also starts with a piano (*p*) dynamic. The third system features a forte (*f*) dynamic, a piano (*p*) dynamic, and a crescendo (*cresc.*) marking. The fourth system ends with a piano (*p*) dynamic. The fifth system is heavily obscured by a large, dense scribble. The bottom of the page shows a continuation of the musical notation, also partially obscured by a scribble.

22 *more*




23




$\text{♩} = 86$ 2019 All-state (Clarinet Technical)

24



25 *fin*



28 *D.C. al Fine*

