

Checking Grades in Parent Portal

1. Login to your Parent Portal account or go to your Campus Parent app on your smart phone.

Parent Portal on a computer:

The screenshot shows a web browser window with the URL `campus.forsyth.k12.ga.us/campus/portal/parents/forsyth.jsp`. The page features the Infinite Campus logo at the top. Below the logo, the text "Forsyth County" is displayed. The login section includes a "Parent Username" field, a "Password" field, and a blue "Log In" button. Below the login fields, there are links for "Forgot Password?", "Forgot Username?", and "Help". A link for "Log in to Campus Student" is also present. At the bottom of the login section, there is a "New User?" link. To the right of the login section, there is an "Announcements" section with a date "Sunday 07/01/2020" and a list of announcements.

← → ↻ 🏠 `campus.forsyth.k12.ga.us/campus/portal/parents/forsyth.jsp`

https://records.fors... FERPA Parent Comp... OutofDistrict Forsyth County Sch...

Infinite Campus

Forsyth County

Parent Username

Password

Log In

[Forgot Password?](#) [Forgot Username?](#) [Help](#)

[Log in to Campus Student](#)

or

[New User?](#)

Announcements

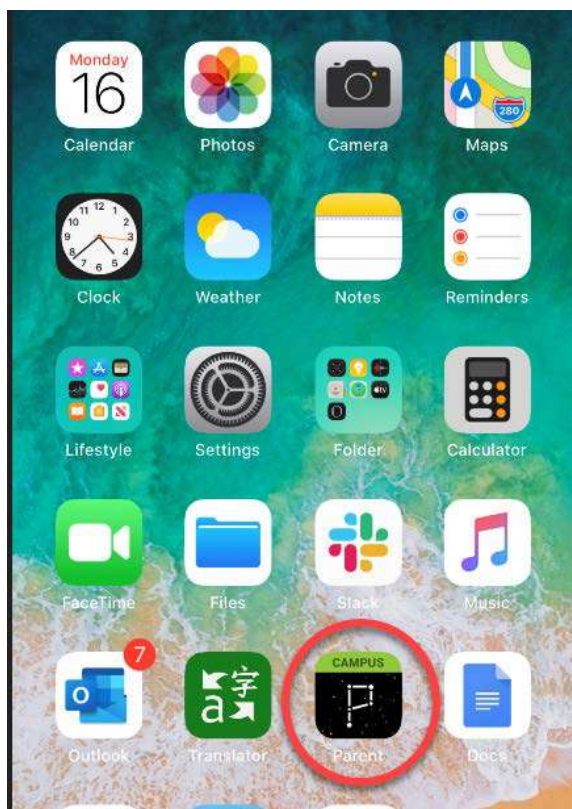
Sunday 07/01/2020

If you do not ha

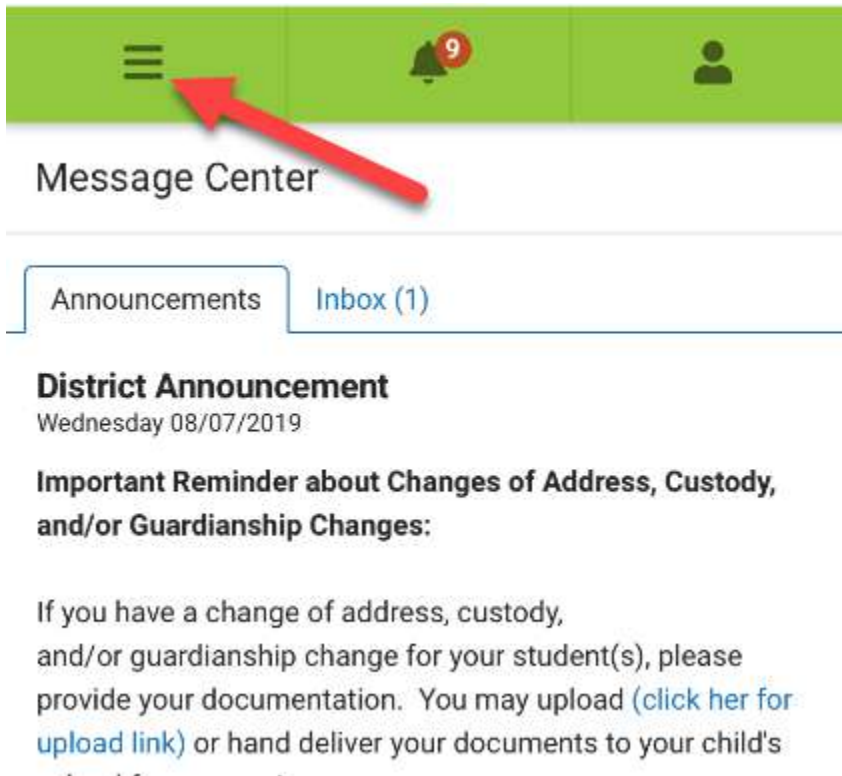
1. Please go to
office with your
Portal office is I
#233, Cumming

If you are not at
write a letter rec
contain your ori
upload the lette

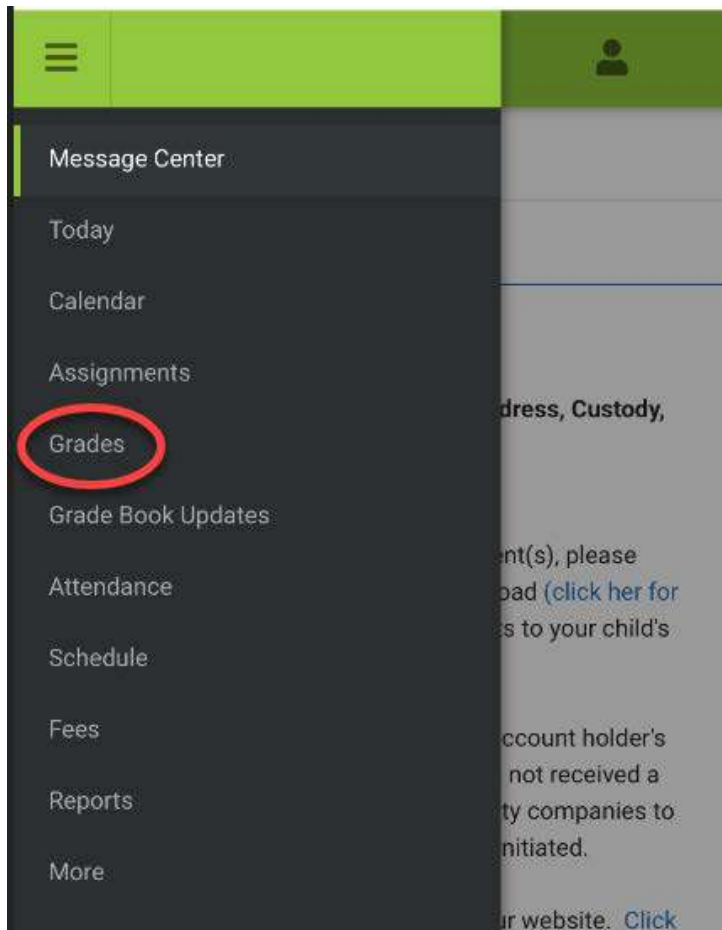
Campus Parent on a smart phone:



2. Once you log in, you arrive at the Message Center. Click on the 3 lines in the green area in the top left corner.



3. The dropdown menu will appear, and then select the Grades option.



4. Inside the grades tab, you will see your student. If you have more than one student, you can see each student from this screen by clicking on the arrow next to the student's picture on the right corner.

The screenshot shows a mobile app interface for a 'Grades' tab. At the top, there is a green header bar with a menu icon, a notification bell with a red '9', and a user profile icon. Below the header, the 'Grades' section displays a student's profile with a placeholder name 'L.' and a photo. A dropdown menu is open, showing two other students: 'Madison' and 'Megan'. A red callout box with arrows pointing to the student photo and the dropdown menu contains the following text: 'Your student will appear in the right corner. If you have more than 1 student click on the arrow next to the student picture and click on the other student names to see your other student's grades.'

9:34 LTE

Grades

Madison

Megan

Cumulative GPA: 0.00000

Art

Course Average

Georgia Studies

Semester 2 Average 88 (87.62%) In-progress

Course Average 89 (88.56%) In-progress

Language Arts

5. To see the summary grade look at the course. To see the details of the semester average click on the arrow next to Semester 2 Average.

The screenshot shows the 'Grades' page for a user named 'Madi'. The 'Term Q4 (03/13 - 05/22)' is selected. The 'Cumulative GPA: 0.00000' is displayed. Under the 'Georgia Studies' course, the 'Semester 2 Average' is highlighted with a red circle, showing a score of 88 (87.62%) and 'In-progress' status. A red circle also highlights the right arrow next to the Semester 2 Average. Below it, the 'Course Average' is shown as 89 (88.56%) and 'In-progress'.

Category	Score	Percentage	Status
Semester 2 Average	88	(87.62%)	In-progress
Course Average	89	(88.56%)	In-progress

6. This screen will show you the summative average and the formative average. If you would like more detail, click on the + sign to the right of the category.

The screenshot shows the 'Georgia Studies' course details page. The 'Grades' tab is selected. The 'Term Q4 (03/13 - 05/22)' is selected. The '(Q4) Semester 2 Average' is shown as 88 (87.62%) and 'In-progress'. Below it, the 'Summative' average is shown as 256/300 (85.33%) with a red circle around the '+' sign. The 'Formative' average is shown as 484/500 (96.8%) with a red circle around the '+' sign. At the bottom, the '(Q4) Course Average' is shown as 89 (88.56%) and 'In-progress'.

Category	Score	Percentage	Status
(Q4) Semester 2 Average	88	(87.62%)	In-progress
Summative Weight: 80	256/300	(85.33%)	
Formative Weight: 20	484/500	(96.8%)	
(Q4) Course Average	89	(88.56%)	In-progress

7. From this screen you can see the details of the Semester Averages. You can also go to teacher contact information by clicking on Course Info, or you can see Upcoming assignments by clicking Upcoming.

Course Info gives me teacher contact information.

Upcoming gives me any assignments that have a future due date for this course.

I can see that my student has a test in the future or a test that has not been graded yet.

I can see that my student has 3 test grades.

Georgia Studies					
Course Info	Grades	Upcoming (1)			
All Terms		Q1	Q2	Q3	Q4
Term Q4 (03/13 - 05/22)		Settings			
(Q4) Semester 2 Average		88 (87.62%)		In-progress	
Summative		256/300 (85.33%)		—	
Weight: 80					
WWI - WWII Test		Due: 03/17/2020			
New South Test		81/100 (81%)		Due: 02/25/2020	
Civil War & Reconstruction Open Notes Test		88/100 (88%)		Due: 02/07/2020	
Ch 15 Test		87/100 (87%)		Due: 01/17/2020	
Formative		484/500 (96.8%)		+	
Weight: 20					
(Q4) Course Average		89 (88.56%)		In-progress	

Georgia Studies

Course Info Grades Upcoming (1)

Teacher Information
Mr. Holly Anderson
(770)887-1234x7904
h: [redacted]@forsyth.k12.ga.us

Course - Section Number
8410 - 2

Periods
Day Daily: 2, 4, 7

Room
458

Georgia Studies

Course Info Grades **Upcoming (1)**

Tuesday 03/17

WWI - WWII Test
Georgia Studies