

Parent Instructions for Canvas App

Getting Set Up



● Parent

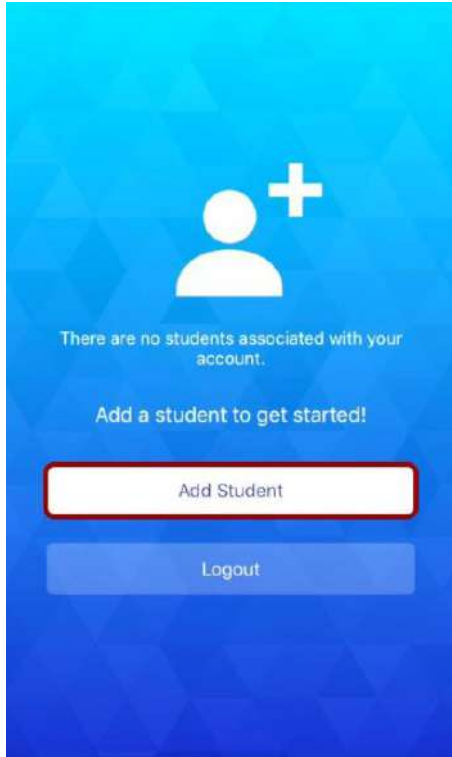
When you go to the App store, be sure you are installing the Canvas Parent App (blue icon).



Create your account entering your name, email and password (you may use the same password you used when you set up your account on the computer).

Parent Instructions for Canvas App

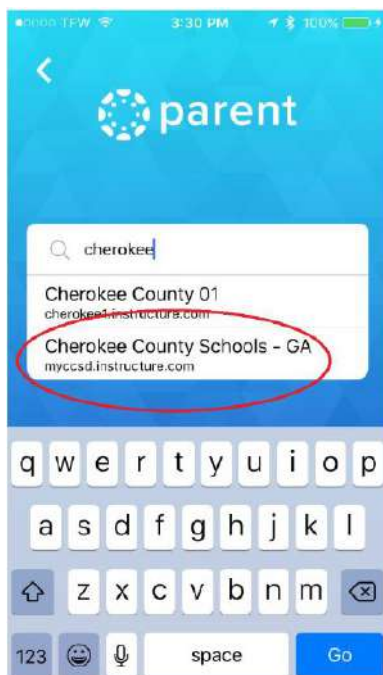
Adding Student at Account Set Up



In order to add your student(s) to your account, you will need the network user name and password your student uses to log in. If you have that information when you set up your app, click Add Student.

If you do not have that information on hand, see directions for *Adding Student After Account Set Up*.

To Add your student, click Add Student



Search for Cherokee County Schools-GA (myccsd.instructure.com)

Select Student Login

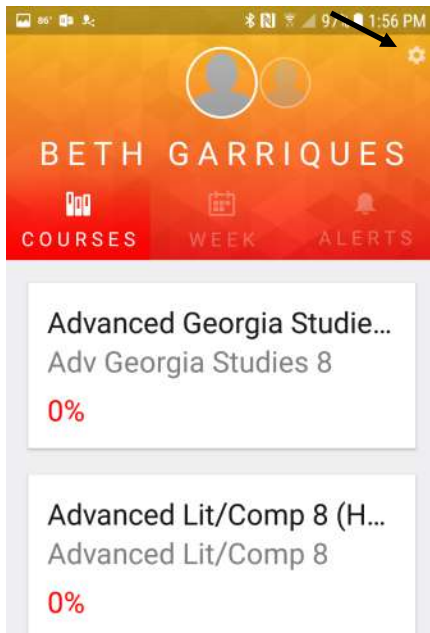
You will need your student's network user name and password to add your student to your account.

Select Student Login



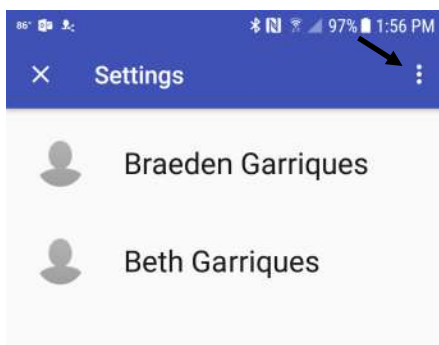
Parent Instructions for Canvas App

Adding Student After Account Set Up



Your home page will show the list of courses your student(s) are enrolled in, but not grades for the class. If you click on the course card, it will pull up assignments, still not grades, for the week, or you may tap the arrows by the date to see previous weeks' assignments.

To add your student, click on the gear in the upper right corner.



You will see your name listed. Press the three dots* in the upper right corner and select the option to Add Student. You will need your student(s) network user name and password to add the student to your account.

**If you have an iPhone, you will see +*



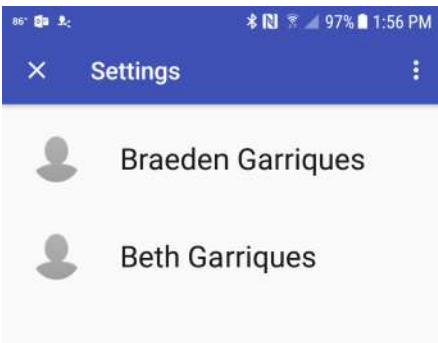
If you close settings and go back to your home page, you will see an icon for each student. To view your student's grades, press the icon for that student. His/Her courses will show up with course grades listed. If you press a course card, you will be able to see posted assignment grades.

Parent Instructions for Canvas App

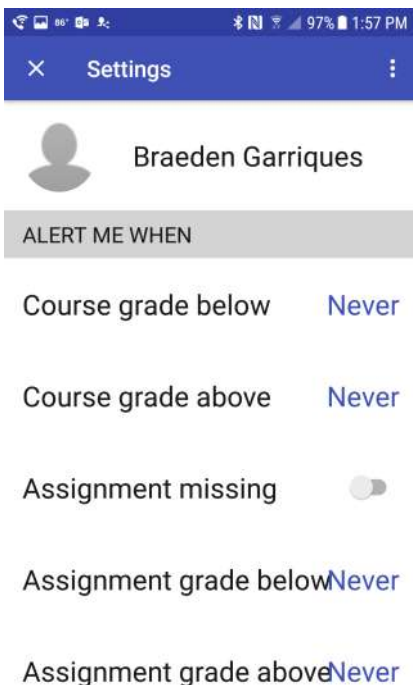
Setting Thresholds in the Parent App



From your home page, tap the gear in the upper right corner.



In your settings, select the child you want to set a threshold for.



Select the item you want to set a threshold for and press “Never”*. Enter the desired threshold and Save.

To receive notifications about missing assignments, slide the indicator On.

**If you have an iPhone, you will see 1-100*

Please note: The Canvas Parent App does not sync with the web-based program, so thresholds set here will not be linked to your computer settings/notifications.