

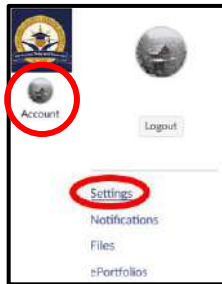
# Canvas Easy Start Guide for Parents

## Parent/Observer Accounts

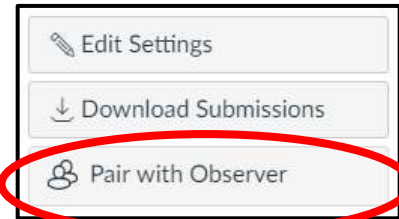
Parents can register for a Canvas account to observe their student(s) and their interactions within a course. Observers cannot submit work on behalf of the students they observe, but they can see student grades, assignments and events, and course interactions. *To observe a student, you must get a **pairing code** from your student.*

### How Do Students Get a Pairing Code?

The student(s) will login to their Canvas account, click on their account icon in the corner, then click **Settings**.

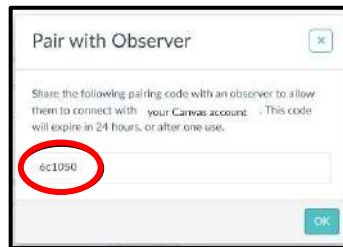


Click **Pair with Observer** on the right side.



Use this pairing code when creating your parent account. (Parents with established accounts can add other students by getting more pairing codes).

Remember or write down the **pairing code**.  
(NOTE: Pairing codes must be used within 24 hours.)



### Creating an Account

Visit [www.paulding.k12.ga.us/canvas](http://www.paulding.k12.ga.us/canvas)  
In the top-right corner, click **Click Here For an Account**.



Complete the form by:

- Entering your name and email address.
- Entering *and* then re-entering a password.
- Enter the pairing code from your student.
- Click the checkbox to agree to the terms of use.
- Click **Start Participating**.

