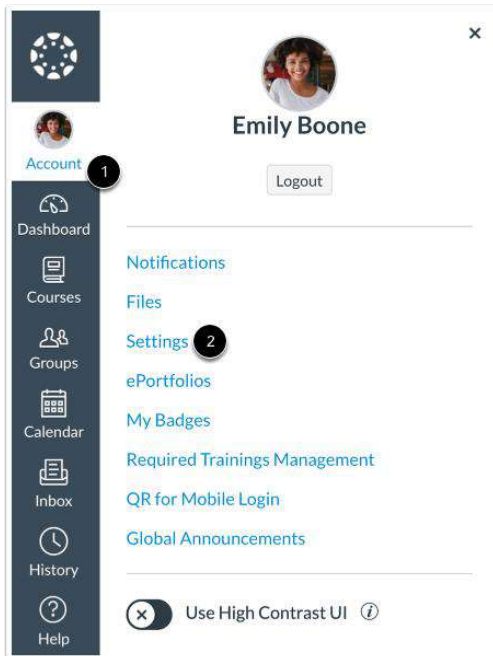


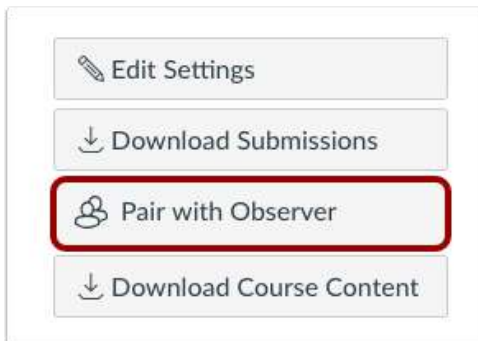
Canvas Accounts for Parents

Parents can sign up as an observer in Canvas. Observers can link their Canvas account to their student's account so they can see assignment due dates, announcements, and other course content. Observers can view the course content but cannot participate in the course.

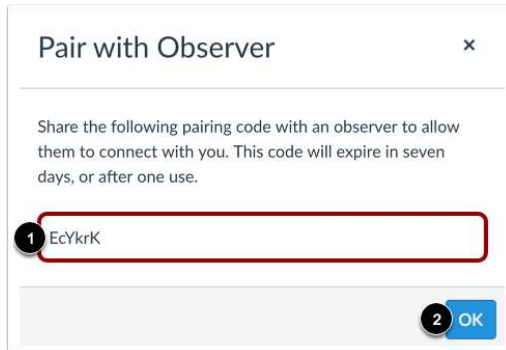
1. First, ask your child to log into ClassLink at (<https://classlink.forsyth.k12.ga.us>) and launch Canvas.
2. On your child's Canvas home page, click on Account and then Settings.



3. Click the Pair with Observer button.



4. Copy/Record the pairing code. You will need it in Step 7 below. Click Ok.



5. Go to <https://forsyth.instructure.com>

6. Click the **Parent of a Canvas User? Click Here For An Account.**



7. Enter your name and email and create a password in the textboxes, along with the Pairing Code copied in Step 4.

The image shows a 'Parent Signup' form with the following fields and steps:

- 1. Your Name
- 2. Your Email
- 3. Password
- 4. Re-enter Password
- 5. Student Pairing Code (with a link: [What is a pairing code?](#))
- 6. You agree to the [terms of use](#) and acknowledge the [privacy policy](#).
- 7. I'm not a robot (reCAPTCHA)
- 8. Start Participating (button)

8. You can now Begin Observing your student in Canvas immediately.



Do you need to observe additional students? Log in with their account to obtain their Pairing Code and follow the steps linked here: [Linking Additional Students](#)

Visit our webpage for directions on how to install the Parent App at: [Canvas App](#)